

# MUTHOOT FINCORP LIMITED

Our Company, Muthoot Fincorp Limited (the “Company” or the “Issuer”) was incorporated in the Republic of India under the Companies Act, 1956, as amended as a public limited company and registered as a Non-Banking Financial Company (“NBFC”) within the meaning of the Reserve Bank of India Act, 1934, as amended (the “RBI Act”). For further details, see “History and Certain Corporate Matters” on page 95.

**Registered office:** Muthoot Centre, TC No 14/2074-7 Punnem Road Trivandrum – 695 039, Kerala; **Tel:** +91 471 491 1550, **Fax:** +91 471 233 1560

**Corporate office:** Muthoot Centre, Near Spencer Junction, M.G. Road, Trivandrum – 695 001, Kerala; **Tel:** +91 471 491 1430, **Fax:** +91 471 491 1569

**Compliance Officer and Contact Person:** Mr. T.D. Mathai; **Email:** cs@muthootfincorp.com; **Tel:** +91 471 491 1563; **Fax:** +91 471 233 1560

**CIN:** U65929KL1997PLC011518; **Website:** www.muthootfincorp.com

**PUBLIC ISSUE BY MUTHOOT FINCORP LIMITED, (“COMPANY” OR “ISSUER”) OF SECURED REDEEMABLE NON-CONVERTIBLE DEBENTURES OF FACE VALUE OF ₹ 1,000 EACH (“SECURED NCDS”) AND/ OR UNSECURED, REDEEMABLE NON-CONVERTIBLE DEBENTURES (SUBORDINATED TO OTHER CREDITORS) OF FACE VALUE OF ₹ 1,000 EACH (“UNSECURED NCDS”) FOR AN AMOUNT AGGREGATING TO ₹ 20,000 LAKHS WITH AN OPTION TO RETAIN OVER SUBSCRIPTION UP TO ₹ 20,000 LAKHS AGGREGATING TO ₹ 40,000 LAKHS (THE “ISSUE”). THE UNSECURED NCDS WILL BE ELIGIBLE FOR TIER II CAPITAL. THE SECURED NCDS AND/ OR UNSECURED NCDS ARE TOGETHER HEREINAFTER REFERRED AS “DEBENTURES/NCDS”.**

**THE ISSUE IS BEING MADE PURSUANT TO THE PROVISIONS OF SECURITIES AND EXCHANGE BOARD OF INDIA (ISSUE AND LISTING OF DEBT SECURITIES) REGULATIONS, 2008, AS AMENDED (THE “SEBI DEBT REGULATIONS”), THE COMPANIES ACT, 2013 AND RULES MADE THEREUNDER AS AMENDED TO THE EXTENT NOTIFIED.**

## PROMOTERS OF THE COMPANY

Our promoters are Thomas John Muthoot, Thomas George Muthoot and Thomas Muthoot. For further details, please see “Our Promoter” on page 122.

## GENERAL RISK

For taking an investment decision, the investors must rely on their own examination of the Issuer and the Issue, including the risks involved. Specific attention of the Investors is invited to the section “Risk Factors” on page 16 and “Material Developments” on page 384 before making an investment in such Issue. This Prospectus has not been and will not be approved by any regulatory authority in India, including the Securities and Exchange Board of India (“SEBI”), the Reserve Bank of India (“RBI”), any Registrar of Companies, Kerala at Kochi, or any stock exchange in India.

## ISSUER’S ABSOLUTE RESPONSIBILITY

The Issuer, having made all reasonable inquiries, accepts responsibility for and confirms that the Prospectus contains all information with regard to the Issuer and the Issue, which is material in the context of the Issue, that the information contained in the Prospectus is true and correct in all material respects and is not misleading in any material respect, that the opinions and intentions expressed herein are honestly held and that there are no other facts, the omission of which makes the Prospectus as a whole or any such information or the expression of any such opinions or intentions misleading in any material respect.

## COUPON RATE, COUPON PAYMENT FREQUENCY, REDEMPTION DATE, REDEMPTION AMOUNT & ELIGIBLE INVESTORS

For details relating to Coupon Rate, Coupon Payment Frequency, Redemption Date, Redemption Amount & Eligible Investors of the NCDs, please see “Issue Structure” on page 456.

## CREDIT RATING

The NCDs proposed to be issued under this Issue have been rated “CRISILA/(Stable)” for an amount of ₹40,000 lakhs by CRISIL Limited (“CRISIL”) vide their letter dated December 4, 2020. The rating of “CRISIL A (Stable)” by CRISIL indicates that instruments with this rating are considered to have adequate degree of safety regarding timely servicing of financial obligations and carry lowest credit risk. For the rationale for this rating, see Annexure A to this Prospectus. This rating is not a recommendation to buy, sell or hold securities and investors should take their own decision. This rating is subject to revision or withdrawal at any time by the assigning rating agency and should be evaluated independently of any other ratings. Please refer to Annexure A of this Prospectus for rating letter and rationale for the above rating.

## PUBLIC COMMENTS

The Draft Prospectus was filed with BSE, the Designated Stock Exchange, pursuant to the provisions of the SEBI Debt Regulations and was kept open for public comments for a period of seven Working Days i.e., until 5 p.m. on December 24, 2020.

## LISTING

The NCDs are proposed to be listed on BSE, which has given its in-principle listing approval, by letter no. DCS/BM/PI-BOND/010/20-21 dated December 24, 2020. The Designated Stock Exchange for the Issue is BSE.

| LEAD MANAGER TO THE ISSUE   | REGISTRAR TO THE ISSUE   | DEBENTURE TRUSTEE  |
|---|--|--|
|  <p><b>SMC Capitals Limited</b><br/>A 401/402, Lotus Corporate Park, Jai Coach Junction<br/>Off Western Express Highway, Goregaon (East)<br/>Mumbai – 400 063, Maharashtra<br/><b>Tel:</b> +91 22 6648 1818<br/><b>Fax:</b> +91 22 6734 1697<br/><b>Email:</b> mflncd2020@smccapitals.com<br/><b>Investor Grievance Email:</b><br/>investor.grievance@smccapitals.com<br/><b>Website:</b> www.smccapitals.com<br/><b>Contact person:</b> Mr. Satish Mangutkar/Mr. Bhavin Shah<br/><b>SEBI Registration No.:</b> MB/INM000011427</p> |  <p><b>Integrated</b><br/>Corporate Solutions Simplified<br/><b>Integrated Registry Management Services Private Limited</b><br/>II Floor, Kences Towers, No. 1 Ramakrishna Street<br/>North Usman Road, T. Nagar<br/>Chennai – 600 017, Tamil Nadu<br/><b>Tel:</b> +91 44 2814 0801 - 803<br/><b>Fax:</b> +91 44 2814 2479<br/><b>Email:</b> mfinipo@integratedindia.in<br/><b>Investor Grievance Email:</b><br/>sureshbabu@integratedindia.in<br/><b>Website:</b> http://www.integratedindia.in<br/><b>Contact Person:</b> Mr. Sriram S<br/><b>SEBI Registration No.:</b> INR000000544</p> |  <p><b>SBICAP Trustee</b><br/><b>SBI CAP Trustee Company Limited*</b><br/>4<sup>th</sup> Floor, Mistry Bhavan<br/>122, Dinshaw Wachha Road<br/>Churchgate, Mumbai – 400020<br/>Maharashtra<br/><b>Tel:</b> 022-43025555<br/><b>Fax:</b> 022-22040465<br/><b>E-mail:</b> corporate@sbicaptrustee.com<br/><b>Investor Grievance Email:</b><br/>investor.cell@sbicaptrustee.com<br/><b>Website:</b> www.sbicaptrustee.com<br/><b>Contact Person:</b> Ms Anupama Naidu<br/><b>SEBI Registration No.:</b> IND000000536</p> |

## ISSUE PROGRAMME

### ISSUE OPENS ON

**THURSDAY, DECEMBER 31, 2020**

### ISSUE CLOSES ON\*\*

**MONDAY, JANUARY 25, 2021**

\*SBI CAP Trustees Company Limited has by its letter dated November 23, 2020 given its consent for its appointment as Debenture Trustee to the Issue and for its name to be included in the Offer Documents and in all the subsequent periodical communications sent to the holders of the NCDs issued pursuant to this Issue.

\*\*The Issue shall remain open for subscription from 10 a.m. to 5 p.m. during the period indicated above with an option for early closure or extension by such period as may be decided by the Board of Directors or a duly constituted committee thereof of the Company. In the event of such early closure or extension of the subscription list of the Issue, the Company shall ensure that public notice of such early closure/extension is published on or before such early date of closure or the Issue Closing Date, as applicable, through advertisement(s) in at least one leading national daily newspaper with wide circulation.

A copy of the Prospectus has been filed with the RoC, in terms of Section 26 of the Companies Act, 2013, along with the requisite endorsed/certified copies of all requisite documents. For further details please refer to the section titled “Material Contracts and Documents for Inspection” on page 506.

## TABLE OF CONTENTS

|  |            |
|--|------------|
| <b>SECTION I : GENERAL</b>   | <b>2</b>   |
| DEFINITIONS AND ABBREVIATIONS  | 2          |
| CERTAIN CONVENTIONS, USE OF FINANCIAL, INDUSTRY AND MARKET DATA AND CURRENCY OF PRESENTATION | 13         |
| FORWARD LOOKING STATEMENTS   | 15         |
| <b>SECTION II : RISK FACTORS</b>   | <b>16</b>  |
| <b>SECTION III : INTRODUCTION</b>  | <b>43</b>  |
| GENERAL INFORMATION  | 43         |
| CAPITAL STRUCTURE  | 52         |
| OBJECTS OF THE ISSUE   | 58         |
| STATEMENT OF TAX BENEFITS  | 61         |
| STATEMENT OF POSSIBLE TAX BENEFITS AVAILABLE TO DEBENTURE HOLDERS                            | 64         |
| <b>ABOUT OUR COMPANY</b>   | <b>70</b>  |
| INDUSTRY OVERVIEW  | 70         |
| OUR BUSINESS   | 77         |
| HISTORY AND CERTAIN CORPORATE MATTERS  | 95         |
| OUR MANAGEMENT   | 106        |
| OUR PROMOTER   | 122        |
| <b>SECTION V-FINANCIAL INFORMATION</b>   | <b>125</b> |
| FINANCIAL STATEMENTS   | 125        |
| MATERIAL DEVELOPMENTS  | 384        |
| FINANCIAL INDEBTEDNESS   | 387        |
| <b>SECTION VI – LEGAL AND OTHER INFORMATION</b>  | <b>414</b> |
| OUTSTANDING LITIGATIONS AND DEFAULTS   | 414        |
| REGULATIONS AND POLICIES   | 431        |
| OTHER REGULATORY AND STATUTORY DISCLOSURES   | 445        |
| <b>SECTION VII – ISSUE RELATED INFORMATION</b>   | <b>456</b> |
| ISSUE STRUCTURE  | 456        |
| TERMS OF THE ISSUE   | 464        |
| ISSUE PROCEDURE  | 480        |
| <b>SECTION VIII: MAIN PROVISIONS OF ARTICLES OF ASSOCIATION</b>                              | <b>504</b> |
| <b>SECTION IX: MATERIAL CONTRACTS AND DOCUMENTS FOR INSPECTION</b>                           | <b>506</b> |
| <b>DECLARATION</b>   | <b>508</b> |
| <b>ANNEXURE A – CREDIT RATING LETTER AND RATIONALE</b>                                       |            |
| <b>ANNEXURE B – CONSENT FROM THE DEBENTURE TRUSTEE</b>                                       |            |
| <b>ANNEXURE C-- DAY COUNT CONVENTION</b>   |            |

## SECTION I : GENERAL

### DEFINITIONS AND ABBREVIATIONS

Unless the context otherwise indicates, all references in this Prospectus to “the Issuer”, “our Company”, “the Company” or “Muthoot Fincorp Limited”, a non-banking financial company incorporated under the Companies Act, 1956, as amended and replaced from time to time, having its registered office at Muthoot Centre, TC No 14/2074-7 Punnen Road Trivandrum – 695 039, Kerala. Unless the context otherwise indicates, all references in this Prospectus to “we” or “us” or “our” are to our Company.

Unless the context otherwise indicates or implies, the following terms have the following meanings in this Prospectus, and references to any statute or regulations or policies includes any amendments or re-enactments thereto, from time to time.

#### Company related terms

| Term                                 | Description  |
|--------------------------------------|--|
| ₹/Rs./INR/Rupees/ Indian Rupees      | The lawful currency of the Republic of India   |
| AoA/Articles/Articles of Association | Articles of Association of our Company, as amended from time to time   |
| Auditor/Statutory Auditor            | M/s. Rangamani & Co, Chartered Accountants   |
| Board/Board of Directors             | Board of directors of our Company or any duly constituted committee thereof  |
| Company Secretary                    | The company secretary of our Company, i.e. Mr. T.D. Mathai   |
| Compliance Officer                   | The compliance officer of our Company appointed in relation to this Issue, i.e. Mr. T.D. Mathai  |
| Corporate Office                     | The corporate office of our Company, situated at Muthoot Centre, Spencer Junction, Trivandrum – 695 001, Kerala  |
| DIN                                  | Director Identification Number   |
| Debenture Committee                  | The Debenture Issue Committee of the Board of Directors of the Company constituted for the purposes of, inter alia, issuance of debentures of the Company.   |
| Equity Shares                        | Equity shares of face value of ₹10 each of our Company   |
| Gross Total Loan Assets              | Gross value of loan assets before interest accrued on loans, provision for impairment and unamortised processing fee.  |
| Group/ Group Companies               | Alaska Agri Projects and Hospitalities Private Limited; Bamboo Agri Projects and Hospitalities Private Limited; Buttercup Agri Projects and Hospitalities Private Limited; Calypso Agri Development and Hospitalities Private Limited; Cinnamon Agri Development and Hospitalities Private Limited; El Toro Agri Projects and Hospitalities Private Limited; Emmel Realtors and Developers Private Limited Flame Agri Projects and Hospitalities Private Limited; Fox Bush Agri Development and Hospitalities Private Limited; Goblin Agri Projects and Hospitalities Private Limited; Jungle Cat Agri Development and Hospitalities Private Limited; L.M Realtors Private Limited; Mandarin Agri Ventures and Hospitalities Private Limited; Mariposa Agri Ventures and Hospitalities Private Limited; Mpg Hotels and Infrastructure Ventures Private Limited; Mpg Precious Metals Private Ltd; Muthoot Agri Development and Hospitalities Private Limited; Muthoot Agri Projects and Hospitalities Private limited; Muthoot Dairies and Agri Ventures Private Limited; Muthoot Apt Ceramics Limited Muthoot Automotive (India) Private Limited; Muthoot Automobile Solutions Private Limited; Muthoot Buildtech (India) Private Limited; Muthoot Capital Services Limited; Muthoot Equities Limited; Muthoot Holdings Private Limited; Muthoot Hotels Private Limited; Muthoot Housing Finance Company Limited; Muthoot Infrastructure Private |

| Term   | Description  |
|--|--|
|  | Limited; Muthoot Land and Estates Private Limited; Muthoot Motors Private Limited; Muthoot Microfin Limited; Muthoot Pappachan Medicare Private Limited; Muthoot Pappachan Technologies Limited; Muthoot Properties (India) Private Limited; Muthoot Risk Insurance and Broking Services Private Limited; Pine Pink Agri Ventures and Hospitalities Private Limited; The Right Ambient Resorts Private Limited; Muthoot Pappachan Chits (India) Private Limited; Muthoot Exim Private Limited; Muthoot Kuries Private Limited; The Thinking Machine Media Private Limited; MPG Security Group Private Limited; Double Tails Agri Development and Hospitalities Private Limited; Fireworks Agri Development and Hospitalities Private Limited; Linden Agri Ventures and Hospitalities Private Limited; Musk Agri Ventures and Hospitalities Private Limited; Muthoot Agri Ventures and Hospitalities Private Limited; and Palakkad Infrastructure Private Limited |
| KMP/Key Managerial Personnel                         | The key managerial personnel of our Company in accordance with the provisions of the Companies Act, 2013. For details, see “ <i>Our Management</i> ” on page 106   |
| Loan Assets  | Assets under financing activities  |
| Memorandum/MoA/Memorandum of Association             | Memorandum of association of our Company, as amended from time to time   |
| MML  | Muthoot Microfin Limited   |
| MPCIPL   | Muthoot Pappachan Chits (India) Limited  |
| MPG Hotels / MPG                                     | MPG Hotels & Infrastructure Ventures Private Limited   |
| MPTL   | Muthoot Pappachan Technologies Limited   |
| Muthoot Pappachan Group                              | Founded by Late Mathew M Thomas in 1979, the Muthoot Pappachan Group is involved in Financial Services, Hospitality, Automotive, Realty, IT Services, Healthcare, Precious Metals, Global Services and Alternate Energy. The Group is currently managed by Mr. Thomas John Muthoot, Mr. Thomas George Muthoot and Mr. Thomas Muthoot   |
| NBFC   | Non-banking financial company as defined under Section 45-IA of the RBI Act, 1934  |
| Promoters  | Thomas John Muthoot, Thomas George Muthoot and Thomas Muthoot  |
| RoC  | Registrar of Companies, Kerala and Lakshadweep   |
| Registered Office                                    | The registered office of our Company is situated at Muthoot Centre, TC No 14/2074-7 Punnen Road, Trivandrum – 695 039, Kerala  |
| Risk Management Committee                            | The committee of the Board of Directors of the Company constituted for the purposes of, inter alia, to assist the Board in the execution of its risk management accountabilities. For further details, see “ <i>Our Management</i> ” on page 106   |
| Reformatted IGAAP Consolidated Financial Information | The reformatted consolidated statement of assets and liabilities as at March 31, 2018, March 31, 2017 and March 31, 2016, and the schedules forming part thereof; reformatted consolidated statement of profits and losses for each of the years March 31, 2018, March 31, 2017 and March 31, 2016, and the schedules forming part thereof, and the reformatted consolidated statement of cash flows for each of the years ended March 31, 2018, March 31, 2017 and March 31, 2016.<br>The audited financial statements of the Company as at and for the years ended March 31, 2018, March 31, 2017 and March 31, 2016 form the basis for such Reformatted IGAAP Consolidated Financial Statements   |
| Reformatted IGAAP Financial Statements               | Reformatted IGAAP Standalone Financial Information and Reformatted IGAAP Consolidated Financial Information  |
| Reformatted IGAAP Standalone Financial Information   | The reformatted standalone statement of assets and liabilities as at March 31, 2018, March 31, 2017 and March 31, 2016, and the schedules forming part thereof; reformatted standalone statement of profits and losses for each of the years March 31, 2018, March 31, 2017, and March 31, 2016, and the schedules forming part thereof, and the reformatted standalone  |

| <b>Term</b>  | <b>Description</b>  |
|--|---|
|  | statement of cash flows for each of the years ended March 31, 2018, March 31, 2017 and March 31, 2016.<br>The audited financial statements of the Company as at and for the years ended March 31, 2018, March 31, 2017 and March 31, 2016 form the basis for such Reformatted IGAAP Standalone Financial Statements.  |
| Reformatted IndAS Consolidated Financial Information | The reformatted consolidated statement of assets and liabilities as at March 31, 2020 and March 31, 2019 and the schedules forming part thereof; reformatted consolidated statement of profits and losses for the years ended March 31, 2020 and March 31, 2019 and the schedules forming part thereof, and the reformatted consolidated statement of cash flows for the years ended March 31, 2020 and March 31, 2019.<br>The audited financial statements of the Company as at and for the years ended March 31, 2020 and March 31, 2019 form the basis for such Reformatted Ind AS Consolidated Financial Statements.  |
| Reformatted IndAS Financial Statements               | Reformatted IndAS Standalone Financial Information and Reformatted IndAS Consolidated Financial Information   |
| Reformatted IndAS Standalone Financial Information   | The reformatted standalone statement of assets and liabilities as at March 31, 2020 and March 31, 2019 and half year ended September 30, 2020 and the schedules forming part thereof; reformatted standalone statement of profits and losses for the years ended March 31, 2020 and March 31, 2019 and half year ended September 30, 2020, the schedules forming part thereof, and the reformatted standalone statement of cash flows for the years ended March 31, 2020 and March 31, 2019 and half year ended September 30, 2020.<br>The audited financial statements of the Company as at and for the years ended March 31, 2020 and March 31, 2019 and half year ended September 30, 2020 form the basis for such Reformatted Ind AS Standalone Financial Statements. |
| Stage 3 Loan Assets                                  | Stage 3 Loan Assets includes financial assets that have objective evidence of impairment at the reporting date as defined under Ind AS  |
| Stage 3 ECL Provision                                | Provision created for impairment of loan assets categorized as a Stage 3 Loan Asset   |

#### Issue related terms

| <b>Term</b>                   | <b>Description</b>  |
|-------------------------------|---|
| Abridged Prospectus           | A memorandum containing the salient features of the Prospectus  |
| Acknowledgement Slip          | The slip or document issued by the Designated Intermediary to an Applicant as proof of registration of the Application Form   |
| Allotment Advice              | The communication sent to the Allottees conveying the details of NCDs allotted to the Allottees in accordance with the Basis of Allotment   |
| Allot/Allotment/Allotted      | The issue and allotment of the NCDs to successful Applicants pursuant to the Issue  |
| Allottee                      | The successful Applicant to whom the NCDs are being/have been Allotted pursuant to the Issue  |
| Applicant/Investor            | Any prospective applicant who makes an Application pursuant to the Prospectus and the Application Form  |
| Application/ ASBA Application | An application (whether physical or electronic) to subscribe to the NCDs offered pursuant to the Issue by submission of a valid Application Form and authorising an SCSB to block the Application Amount in the ASBA Account which will be considered as the application for Allotment in terms of the Prospectus |
| Application Amount            | The aggregate value of NCDs applied for, as indicated in the Application Form for the Issue   |
| Application Form/ ASBA Form   | Form in terms of which an Applicant shall make an offer to subscribe to NCDs through the ASBA process and which will be considered as the Application for Allotment of NCDs and in terms of the Prospectus  |

| Term   | Description  |
|--|--|
| Application Supported by Blocked Amount/ASBA         | The Application (whether physical or electronic) used by an ASBA Applicant to make an Application by authorising the SCSB to block the Application Amount in the specified bank account maintained with such SCSB  |
| ASBA Account   | An account maintained with a SCSB and specified in the Application Form which will be blocked by such SCSB to the extent of the Application Amount in relation to the Application Form by an ASBA Applicant  |
| ASBA Applicant                                       | Any Applicant who applies for NCDs through the ASBA process  |
| Base Issue   | ₹20,000 lakhs  |
| Basis of Allotment                                   | The basis on which NCDs will be allotted to successful applicants under the Issue and which is described in “ <i>Issue Procedure – Basis of Allotment</i> ” on page 497  |
| Broker Centres                                       | Broker centres notified by the Stock Exchange, where Applicants can submit the Application Forms to a Trading Member. The details of such Broker Centres, along with the names and contact details of the Trading Members are available on the website of the Stock Exchange   |
| Business Days  | All days excluding Saturdays, Sundays or a public holiday in India or at any other payment centre notified in terms of the Negotiable Instruments Act, 1881  |
| Client ID  | Client identification number maintained with one of the Depositories in relation to the demat account  |
| Collection Centres                                   | Centres at which the Designated Intermediaries shall accept the Application Forms, being the Designated Branch for SCSBs, Specified Locations for the Syndicate, Broker Centres for registered brokers, Designated RTA Locations for CRTAs and Designated CDP Locations for CDPs   |
| Collecting Depository Participants/ CDPs             | A depository participant, as defined under the Depositories Act, 1996 and registered under the SEBI Act and who is eligible to procure Applications at the Designated CDP Locations in terms of the Debt Application Circular  |
| Collecting Registrar and Share Transfer Agents/CRTAs | Registrar and share transfer agents registered with SEBI and eligible to procure Applications at the Designated RTA Locations in terms of the Debt Application Circular  |
| Credit Rating Agency                                 | For the present Issue, the credit rating agency being CRISIL   |
| Coupon Rate / Interest Rate                          | The aggregate rate of interest payable in connection with the NCDs in accordance with the Prospectus. For further details, see “ <i>Issue Structure</i> ” on page 456  |
| Debenture Trust Deed                                 | The trust deed to be executed by our Company and the Debenture Trustee for creating the security over the NCDs issued under the Issue  |
| Debenture Trusteeship Agreement                      | Debenture Trusteeship Agreement dated December 8, 2020 entered into between our Company and the Debenture Trustee  |
| Secured Debentures/NCDs                              | Secured, Redeemable, Non-Convertible Debentures of face value ₹ 1,000/- each (Secured NCDs) and/or Unsecured Non-Convertible Debentures (subordinated to other creditors) of face value ₹ 1,000/- each (Unsecured NCDs), proposed to be issued under this Issue. The Unsecured NCDs will be in the nature of Subordinated Debt and will be eligible for Tier II Capital                    |
| Deemed Date of Allotment                             | The date of issue of the Allotment Advice, or such date as may be determined by the Board or Debenture Committee and notified to the Stock Exchange. All benefits relating to the NCDs including interest on the NCDs shall be available to the Investors from the Deemed Date of Allotment. The actual Allotment of NCDs may take place on a date other than the Deemed Date of Allotment |
| Debt Application Circular                            | Circular No. CIR/IMD/DF-1/20/2012 issued by SEBI on July 27, 2012 as modified by circular (No. CIR/IMD/DF/18/2013) dated October 29, 2013 issued by SEBI and circular no. CIR/DDHS/P/121/2018 dated August 16, 2018 issued by SEBI   |

| Term  | Description   |
|---|---|
| Demographic Details                                     | The demographic details of an Applicant such as his address, bank account details, category, PAN etc. for printing on refund/interest orders or used for refunding through electronic mode as applicable  |
| Depositories Act  | The Depositories Act, 1996  |
| Depository(ies)   | National Securities Depository Limited and/or Central Depository Services (India) Limited   |
| Designated Branches                                     | Such branches of the SCSBs which shall collect the Application Forms used by the ASBA Applicants and a list of which is available at <a href="https://www.sebi.gov.in">https://www.sebi.gov.in</a> or at such other web-link as may be prescribed by SEBI from time to time   |
| Designated CDP Locations                                | Such centres of the Collecting Depository Participants where Applicants can submit the Application Forms. The details of such Designated CDP Locations, along with the names and contact details of the CDPs are available on the website of the Stock Exchange and updated from time to time   |
| Designated Date   | The date on which the Registrar to the Issue issues instruction to SCSBs for unblocking of funds from the ASBA Accounts to the Public Issue Account in terms of the Prospectus and the Public Issue Account Agreement and following which the Board, shall Allot the NCDs to the successful Applicants  |
| Designated Intermediaries                               | The Members of the Syndicate, SCSBs, Trading Members, RTAs and CDPs who are authorized to collect Application Forms from the Applicants, in relation to the Issue   |
| Designated Stock Exchange/DSE/ Stock Exchange/ Exchange | BSE Limited   |
| Draft Prospectus/ Draft Offer Document                  | The Draft Prospectus dated December 17, 2020 filed with the Stock Exchange for receiving public comments in accordance the Regulation 6 (2) of the SEBI Debt Regulations and to SEBI for record purpose   |
| Designated RTA Locations                                | Such centres of the CRTAs where Applicants can submit the Application Forms. The details of such Designated RTA Locations, along with the names and contact details of the CRTAs are available on the website of the Stock Exchange ( <a href="http://www.bseindia.com">www.bseindia.com</a> ) and updated from time to time  |
| DP/Depository Participant                               | A depository participant as defined under the Depositories Act  |
| Direct Online Application                               | The application made using an online interface enabling direct application by Investors to a public issue of their debt securities with an online payment facility through a recognised stock exchange. This facility is available only for demat account holders who wish to hold the NCDs pursuant to the Issue in dematerialised form. Please note that the Applicants will not have the option to apply for NCDs under the Issue, through the direct online applications mechanism of the Stock Exchange  |
| Fugitive Economic Offender                              | Fugitive economic offender means an individual who is declared a fugitive economic offender under Section 12 of the Fugitive Economic Offenders Act, 2018   |
| Interest Payment Date / Coupon Payment Date             | The dates on which interest/coupon on the NCDs shall fall due for payment which will be specified in the Prospectus. Please see “ <i>Issue Structure – Interest and Payment of Interest</i> ” on page 462   |
| Institutional Portion                                   | Portion of Applications received from Category I of persons eligible to apply for the Issue which includes resident public financial institutions as defined under Section 2(72) of the Companies Act 2013, statutory corporations including state industrial development corporations, scheduled commercial banks, co-operative banks and regional rural banks, which are authorised to invest in the NCDs, provident funds of minimum corpus of ₹2,500 lakhs, pension funds of minimum corpus of ₹2,500 lakhs, systemically important non-banking financial companies, superannuation funds and gratuity fund, which are authorised to invest in the NCDs, venture capital funds and/or alternative investment funds registered with SEBI, insurance companies registered with the IRDAI, national investment fund (set up by resolution no. F. No. 2/3/2005-DDII dated November 23, 2005 of the Government of India and published in |

| Term                           | Description   |
|--------------------------------|---|
|                                | the Gazette of India), insurance funds set up and managed by the Indian army, navy or the air force of the Union of India or by the Department of Posts, India mutual funds, registered with SEBI   |
| Issue                          | Public issue by our Company of secured redeemable non-convertible debentures of face value of ₹ 1,000 (Indian Rupees One Thousand) each (“ <b>Secured NCDs</b> ”) and/ or unsecured, redeemable non-convertible debentures (subordinated to other creditors) of face value of ₹ 1,000 (Indian Rupees One Thousand) each (“ <b>Unsecured NCDs</b> ”) for an amount aggregating up to INR 20,000 lakhs, with an option to retain over-subscription up to INR 20,000 lakhs, aggregating up to INR 40,000 lakhs, on the terms and in the manner set forth herein. The Unsecured NCDs will be eligible for Tier II capital. The Secured NCDs and/ or Unsecured NCDs are together hereinafter referred as “ <b>Debentures / NCDs</b> ”.   |
| Issue Closing Date             | January 25, 2021  |
| Issue Opening Date             | December 31, 2020   |
| Issue Size                     | Public issue by our Company of NCDs aggregating up to ₹ 20,000 lakhs, with an option to retain over-subscription up to ₹ 20,000 lakhs, aggregating up to ₹40,000 lakhs  |
| Lead Manager                   | SMC Capitals Limited  |
| Market Lot                     | 1 (one) NCD   |
| Maturity Amount                | In respect of NCDs Allotted to NCD Holders, the repayment of the face value of the NCD along with interest that may have accrued as on the redemption date  |
| NCD Holder/Debenture Holder    | Any debenture holder who holds the NCDs issued pursuant to this Issue and whose name appears on the beneficial owners list provided by the Depositories   |
| Non-Institutional Portion      | Category II of persons eligible to apply for the Issue which includes companies falling within the meaning of Section 2(20) of the Companies Act 2013; bodies corporate and societies registered under the applicable laws in India and authorised to invest in the NCDs, educational institutions and associations of persons and/or bodies established pursuant to or registered under any central or state statutory enactment; which are authorised to invest in the NCDs, trust including public/private charitable/religious trusts which are authorised to invest in the NCDs, association of persons, scientific and/or industrial research organisations, which are authorised to invest in the NCDs, partnership firms in the name of the partners, limited liability partnerships formed and registered under the provisions of the Limited Liability Partnership Act, 2008 (No. 6 of 2009), resident Indian individuals and Hindu undivided families through the Karta aggregating to a value exceeding ₹10 lakhs |
| Prospectus                     | This Prospectus dated December 28, 2020 to be filed with the RoC in accordance with the SEBI Debt Regulations, containing inter alia the Coupon Rate for the NCDs and certain other information   |
| Public Issue Account           | Account(s) opened with the Public Issue Account Bank to receive monies from the ASBA Accounts maintained with the SCSBs on the Designated Date  |
| Public Issue Account Bank      | Axis Bank Limited   |
| Public Issue Account Agreement | The agreement to be entered into amongst our Company, the Registrar, the Public Issue Account Bank, the Refund Bank and the Lead Manager for collection of the Application Amounts from ASBA Accounts and where applicable, refunds of the amounts collected from the Applicants on the terms and conditions thereof  |
| Record Date                    | The record date for payment of interest in connection with the NCDs or repayment of principal in connection therewith shall be 15 Working Days prior to the date on which interest is due and payable, and/or the date of redemption. Provided that trading in the NCDs shall remain suspended between the aforementioned Record Date in connection with redemption of NCDs and the date of redemption or as prescribed by the  |



| Term  | Description  |
|---|--|
|   | Stock Exchange, as the case may be<br>In case Record Date falls on a day when Stock Exchange is having a trading holiday, the immediate subsequent trading day will be deemed as the Record Date   |
| Refund Account                                      | Account opened with the Refund Bank from which refunds, if any, of the whole or any part of the Application Amount shall be made and as specified in the Prospectus  |
| Refund Bank   | Axis Bank Limited  |
| Registrar to the Issue/Registrar                    | Integrated Registry Management Services Private Limited  |
| Secured Debenture Holder (s) /Secured NCD Holder(s) | The holders of the Secured NCDs whose name appears in the database of the Depository and/or the register of Secured NCD Holders (if any) maintained by our Company if required under applicable law  |
| Secured NCDs  | Secured Redeemable Non-Convertible Debentures of face value of ₹ 1,000/- each.   |
| Register of NCD Holders                             | The statutory register in connection with any NCDs which are held in physical form on account of rematerialisation, containing name and prescribed details of the relevant NCD Holders, which will be prepared and maintained by our Company/Registrar in terms of the applicable provisions of the Companies Act  |
| Retail Investor Portion                             | Portion of Applications received from Category III of persons eligible to apply for the Issue which includes Retail individual investors, resident Indian individuals and Hindu undivided families through the Karta aggregating to a value not exceeding and including ₹10 lakhs  |
| RTAs/ Registrar and Share Transfer Agents           | The registrar and share transfer agents registered with SEBI and eligible to procure Application in the Issue at the Designated RTA Locations  |
| SCSBs or Self Certified Syndicate Banks             | The banks registered with SEBI under the Securities and Exchange Board of India (Bankers to an Issue) Regulations, 1994 offering services in relation to ASBA, including blocking of an ASBA Account, and a list of which is available on <a href="https://www.sebi.gov.in">https://www.sebi.gov.in</a> or at such other web-link as may be prescribed by SEBI from time to time. A list of the branches of the SCSBs where ASBA Applications submitted to the Lead Manager, Members of the Syndicate or the Trading Member(s) of the Stock Exchange, will be forwarded by such Lead Manager, Members of the Syndicate or the Trading Members of the Stock Exchange is available at <a href="https://www.sebi.gov.in">https://www.sebi.gov.in</a> or at such other web-link as may be prescribed by SEBI from time to time |
| Security  | The principal amount of the Secured NCDs to be issued in terms of this Prospectus together with all interest due on the Secured NCDs, as well as all costs, charges, all fees, remuneration of Debenture Trustee and expenses payable in respect thereof shall be secured by way of subservient charge with existing secured creditors on all loan receivables (both present and future) of the company in favour of Debenture Trustee, to be held on pari passu basis among the present and / or future NCD holders, as may be applicable.  |
| Specified Locations                                 | Collection centres where the Members of the Syndicate shall accept Application Forms, a list of which is included in the Application Form  |
| Stock Exchange                                      | BSE Limited  |
| Subordinated Debt                                   | Subordinated Debt means a fully paid up instrument, which is unsecured and is subordinated to the claims of other creditors and is free from restrictive clauses and is not redeemable at the instance of the holder or without the consent of the supervisory authority of the NBFC. The book value of such instrument shall be subjected to discounting as provided hereunder:<br><br>Remaining maturity of the instruments and rate of discount<br><br>(a) up to one year 100%<br>(b) more than one year but up to two years 80%<br>(c) more than two years but up to three years 60%   |

| Term   | Description   |
|--|---|
|  | <p>(d) more than three years but up to four years 40%</p> <p>(e) more than four years but up to five years 20%</p> <p>to the extent such discounted value does not exceed fifty per cent of Tier I capital</p>  |
| Syndicate ASBA   | Applications through the Designated Intermediaries  |
| Syndicate ASBA Application Locations                     | Collection centers where the Designated Intermediaries shall accept Application Forms from Applicants, a list of which is available on the website of the SEBI at <a href="https://www.sebi.gov.in">https://www.sebi.gov.in</a> and at such other websites as may be prescribed by SEBI from time to time   |
| Syndicate SCSB Branches                                  | In relation to ASBA Applications submitted to a Member of the Syndicate, such branches of the SCSBs at the Syndicate ASBA Application Locations named by the SCSBs to receive deposits of the Application Forms from the members of the Syndicate, and a list of which is available on <a href="https://www.sebi.gov.in">https://www.sebi.gov.in</a> or at such other website as may be prescribed by SEBI from time to time  |
| Tenor  | Tenor shall mean the tenor of the NCDs which will be specified in the Prospectus  |
| Trading Member(s)  | Individuals or companies registered with SEBI as “trading member(s)” under the SEBI (Stock Brokers and Sub-Brokers) Regulations, 1992, and who hold the right to trade in stocks listed on stock exchanges, through which Investors can buy or sell securities listed on stock exchanges whose list is available on stock exchanges   |
| Transaction Registration Slip/TRS                        | The acknowledgement slip or document issued by any of the Members of the Syndicate, the SCSBs, or the Trading Members as the case may be, to an Applicant upon demand as proof of upload of the Application on the application platform of the Stock Exchange   |
| Tripartite Agreement(s)                                  | Agreements as entered into between the Issuer, Registrar and each of the Depositories under the terms of which the Depositories shall act as depositories for the securities issued by our Company  |
| Trustee/Debenture Trustee                                | Trustee for the holders of the NCDs, in this case being SBI CAP Trustee Company Limited   |
| Unsecured Debenture Holder (s) / Unsecured NCD Holder(s) | The holders of the Unsecured NCDs whose name appears in the database of the Depository and/or the register of Unsecured NCD Holders (if any) maintained by our Company if required under applicable law   |
| Unsecured NCDs   | NCDs offered under this Issue which are listed, rated, subordinated, redeemable, non-convertible debentures and are not secured by any charge on the assets of Issuer and which will be eligible for Tier II capital  |
| Wilful Defaulter   | A person who is categorised as a wilful defaulter by any bank or financial institution or consortium thereof, in accordance with the guidelines on wilful defaulters issued by the RBI and includes an issuer whose director or promoter is categorised as such   |
| Working Days   | All days excluding Sundays or a holiday of commercial banks in Mumbai and/or Cochin, except with reference to Issue Period, where Working Days shall mean all days, excluding Saturdays, Sundays and public holiday in India. Furthermore, for the purpose of post issue period, i.e. period beginning from the Issue Closing Date to listing of the NCDs on the Stock Exchange, Working Day shall mean all trading days of the Stock Exchange, excluding Sundays and bank holidays in Mumbai, as per the SEBI Circular CIR/DDHS/P/121/2018 dated August 16, 2018, however, with reference to payment of interest/redemption amount of NCDs, Working Days shall mean those days wherein the money market is functioning in Mumbai |

## Technical & Industry Terms

| Term                     | Description   |
|--------------------------|---|
| ALM                      | Asset Liability Management  |
| ALCO                     | Asset Liability Committee   |
| AUM                      | Asset Under Management  |
| CRAR                     | Capital-To-Risk-Weighted Assets Ratio   |
| DPN                      | Demand Promissory Note  |
| EMI                      | Equated Monthly Instalments   |
| FIR                      | First Information Report  |
| IMF                      | International Monetary Fund   |
| IND AS                   | Indian Accounting Standards   |
| KYC/KYC Norms            | Customer identification procedure for opening of accounts and monitoring transactions of suspicious nature followed by NBFCs for the purpose of reporting it to appropriate authority   |
| Gross NPAs/GNPAs         | Aggregate of receivable from financing business considered as non-performing assets (secured and unsecured which has been shown as part of short term loans and advances and long term loans and advances) and non performing quoted and unquoted credit substitute forming part of stock in trade<br><br>Gross NPA is also referred to as GNPAs  |
| Loan Book                | Outstanding loans   |
| LTV                      | Loan to value   |
| Master Directions        | RBI's Master Direction – Non-Banking Financial Company – Systemically Important Non-Deposit taking Company and Deposit taking Company (Reserve Bank) Directions, 2016 dated September 1, 2016, as amended   |
| MSME                     | Micro, small, and medium enterprises  |
| NAV                      | Net Asset Value   |
| NBFC                     | Non-Banking Financial Company as defined under Section 45-IA of the RBI Act, 1934   |
| NBFC-D                   | NBFC registered as a deposit accepting NBFC   |
| NBFC-ND                  | NBFC registered as a non-deposit accepting NBFC   |
| NBFC-ND-SI               | Systemically Important NBFC-ND, i.e. a non-banking financial company not accepting / holding public deposits and having total assets of ₹50,000 lakhs and above as per the last audited balance sheet   |
| NOF                      | Net Owned Fund  |
| NPA                      | Non-performing asset  |
| Net NPAs                 | Gross NPAs less provisions for NPAs   |
| SME                      | Small and medium enterprises  |
| Tier I Capital/ Tier I   | Tier I capital means owned fund as reduced by investment in shares of other non-banking financial companies and in shares, debentures, bonds, outstanding loans and advances including hire purchase and lease finance made to and deposits with subsidiaries and companies in the same group exceeding, in aggregate, ten per cent of the owned fund; and perpetual debt instruments issued by a non-deposit taking non-banking financial company in each year to the extent it does not exceed 15% of the aggregate Tier I Capital of such company as on March 31 of the previous accounting year |
| Tier II Capital/ Tier II | Tier II capital includes the following:<br><br>(a) preference shares other than those which are compulsorily convertible into equity;<br>(b) revaluation reserves at discounted rate of fifty five percent;<br>(c) General Provisions (including that for Standard Assets) and loss reserves to the extent these are not attributable to actual diminution in value or identifiable potential loss in any specific asset and are  |

| Term | Description   |
|------|---|
|      | <p>available to meet unexpected losses, to the extent of one and one fourth percent of risk weighted assets;</p> <p>(d) hybrid debt capital instruments;</p> <p>(e) subordinated debt; and</p> <p>(f) perpetual debt instruments issued by a non-deposit taking non-banking financial company which is in excess of what qualifies for Tier I Capital, to the extent the aggregate does not exceed Tier I Capital</p> |
| WGC  | World Gold Council  |

### Conventional and General Terms or Abbreviations

| Term                             | Description   |
|----------------------------------|---|
| AGM                              | Annual general meeting  |
| BSE                              | BSE Limited   |
| CAGR                             | Compounded annual growth rate   |
| CDSL                             | Central Depository Services (India) Limited   |
| CGST Act                         | Central Goods and Services Tax Act, 2017  |
| Cr.P.C                           | Code of Criminal Procedure, 1973  |
| Companies Act, 1956              | The Companies Act, 1956 to the extent in force, repealed as of January 30, 2019   |
| Companies Act/Companies Act 2013 | The Companies Act, 2013 read with rules framed by the Government of India from time to time   |
| DIN                              | Director identification number  |
| DIPP                             | Department of Industrial Policy and Promotion, Ministry of Commerce and Industry, Government of India   |
| DPIIT                            | Department for Promotion of Industry and Internal Trade, Ministry of Commerce and Industry, Government of India earlier known as Department of Industrial Policy and Promotion, Ministry of Commerce and Industry, Government of India                |
| DTH                              | Direct to home  |
| DRR                              | Debenture redemption reserve  |
| EGM                              | Extraordinary general meeting   |
| EPS                              | Earnings per share  |
| FDI Policy                       | FDI in an Indian company is governed by the provisions of the FEMA and the Foreign Direct Investment Policy   |
| FEMA                             | Foreign Exchange Management Act, 1999   |
| FPI                              | Foreign Institutional Investors defined under the SEBI (Foreign Institutional Investors) Regulations, 1995 registered with SEBI and as repealed by Foreign Portfolio Investors defined under the SEBI (Foreign Portfolio Investors) Regulations, 2019 |
| Financial Year/FY/Fiscal         | Financial year ending March 31  |
| GDP                              | Gross domestic product  |
| GoI                              | Government of India   |
| G-Sec                            | Government securities   |
| GST                              | Goods and services tax  |
| HUF                              | Hindu undivided family  |
| IRDAI                            | Insurance Regulatory and Development Authority of India   |
| IFRS                             | International Financial Reporting Standards   |
| IFSC                             | Indian Financial System Code  |
| Indian GAAP/IGAAP                | Accounting Standards as per the Companies (Accounting standards) Rules, 2006 notified under Section 133 of the Act and other relevant provisions of the Act.  |
| IGST Act                         | Integrated Goods and Services Tax Act, 2017   |
| Indian GAAP                      | Generally Accepted Accounting Principles in India   |
| Insurance Act                    | The Insurance Act, 1938   |
| IT Act                           | The Income Tax Act, 1961  |

| Term  | Description   |
|---|---|
| IT  | Information technology  |
| ISD   | International subscriber dialing  |
| MCA   | Ministry of Corporate Affairs, Government of India  |
| MICR  | Magnetic ink character recognition  |
| MIS   | Management information system   |
| MoU   | Memorandum of understanding   |
| NA  | Not applicable  |
| NACH  | National Automated Clearing House   |
| NEFT  | National Electronic Funds Transfer  |
| NII(s)  | Non-institutional investor(s)   |
| NIM   | Net interest margin   |
| NRI   | Non-resident Indian   |
| NSDL  | National Securities Depository Limited  |
| PAN   | Permanent account number  |
| PDI   | Perpetual debt instrument   |
| Profit after Tax (PAT)                                    | Profit for the year   |
| RBI   | Reserve Bank of India   |
| RBI Act   | Reserve Bank of India Act, 1934   |
| RM  | Relationship manager  |
| RTGS  | Real time gross settlement  |
| SCRA  | Securities Contracts (Regulation) Act, 1956   |
| SCRR  | The Securities Contracts (Regulation) Rules, 1957   |
| SEBI  | The Securities and Exchange Board of India constituted under the Securities and Exchange Board of India Act, 1992 |
| SEBI Act  | The Securities and Exchange Board of India Act, 1992  |
| SEBI Debt Regulations/ Debt Regulations/ SEBI Regulations | Securities and Exchange Board of India (Issue and Listing of Debt Securities) Regulations, 2008                   |
| SEBI Delisting Regulations                                | SEBI (Delisting of Equity Shares) Regulations, 2009   |
| SEBI Listing Regulations/ Listing Regulations             | Securities and Exchange Board of India (Listing Obligations and Disclosure Requirements) Regulations, 2015        |
| SGST Act  | State Goods and Services Tax Act, 2017, as enacted by various state governments                                   |
| STD   | Subscriber trunk dialing  |
| TDS   | Tax deducted at source  |
| VOIP  | Voice over internet protocol  |
| WDM   | Wholesale debt market   |

Notwithstanding anything contained herein, capitalised terms that have been defined in “*Regulations and Policies*”, “*History and Certain Corporate Matters*”, “*Statement of Tax Benefits*”, “*Our Management*”, “*Financial Indebtedness*”, “*Outstanding Litigations and Defaults*” on pages 431, 95, 61, 106, 387 and 414 will have the meaning ascribed to them in such sections.

## **CERTAIN CONVENTIONS, USE OF FINANCIAL, INDUSTRY AND MARKET DATA AND CURRENCY OF PRESENTATION**

### **Certain Conventions**

All references in the Prospectus to “India” are to the Republic of India and its territories and possessions.

Unless stated otherwise, all references to page numbers in this Prospectus are to the page numbers of this Prospectus.

### **Presentation of Financial Information**

Our Company’s financial year commences on April 1 of the immediately preceding calendar year and ends on March 31 of that particular calendar year, so all references to a particular financial year or fiscal are to the 12-month period commencing on April 1 of the immediately preceding calendar year and ending on March 31 of that particular calendar year. Unless the context requires otherwise, all references to a year in this Prospectus are to a calendar year and references to a Fiscal/Fiscal Year/ FY are to the year ended on March 31, of that calendar year.

The Reformatted IGAAP Consolidated Financial Statements, Reformatted IGAAP Standalone Financial Statements, Reformatted Ind AS Standalone Financial Statements and the Reformatted Ind AS Consolidated Financial Statements and the respective reports on the Reformatted IGAAP Consolidated Financial Statements, Reformatted IGAAP Standalone Financial Statements, Reformatted Ind AS Standalone Financial Statements and Reformatted Ind AS Consolidated Financial Statements, as issued by our Company’s Statutory Auditors, M/s. Rangamani & Co, Chartered Accountants, are included in this Prospectus in “*Financial Statements*” beginning at page 125.

Any discrepancies in the tables included herein between the amounts listed and the totals thereof are due to rounding off.

Unless stated otherwise, macroeconomic and industry data used throughout this Prospectus has been obtained from publications prepared by providers of industry information, government sources and multilateral institutions. Such publications generally state that the information contained therein has been obtained from sources believed to be reliable but that their accuracy and completeness are not guaranteed and their reliability cannot be assured. Although the Issuer believes that industry data used in this Prospectus is reliable, it has not been independently verified. Further, the extent to which the market and industry data presented in this Prospectus is meaningful depends on the readers’ familiarity with and understanding of methodologies used in compiling such data.

The extent to which the market and industry data used in this Prospectus is meaningful depends on the reader’s familiarity with and understanding of the methodologies used in compiling such data. The methodologies and assumptions may vary widely among different industry sources. There are no standard data gathering methodologies in the industry in which we conduct our business, and methodologies and assumptions may vary widely among different industry sources. We have relied on the IMaCS Report on ‘Gold Loan Market in India 2019’ for industry related data that has been disclosed in this Prospectus. Accordingly, no investment decision should be made solely on the basis of such information.

While we have compiled, extracted and reproduced data from external sources, including third parties, trade, industry or general publications, we accept responsibility for accurately reproducing such data. However, neither we nor the Lead Manager has independently verified this data and neither we nor the Lead Manager make any representation regarding the accuracy of such data. Similarly, while we believe our internal estimates to be reasonable, such estimates have not been verified by any independent sources and neither we nor the Lead Manager can assure potential investors as to their accuracy.

### **Financial Data**

Except where stated otherwise in this Prospectus, all figures have been expressed in ‘Lakhs’. All references to ‘lakhs/Lakhs/Lacs/Lac’ refer to one lakh, which is equivalent to ‘one hundred thousand’ and ‘Crore’ means ‘hundred lakhs’.

Unless otherwise stated all figures pertaining to the financial information in connection with the Company are on an unconsolidated basis.

Any discrepancies in the tables included herein between the amounts listed and the totals thereof are due to rounding off.

### **Currency and Unit of Presentation**

In the Prospectus, references to ‘₹’, “Indian Rupees”, “INR”, “Rs.” and ‘Rupees’ are to the legal currency of India. Except as stated expressly, for the purposes of this Prospectus, data will be given in ₹ in lakhs.

Certain figures contained in this Prospectus, including financial information, have been subject to rounding adjustments. Unless set out otherwise, all figures in decimals, including percentage figures, have been rounded off to two decimal points. In certain instances, (i) the sum or percentage change of such numbers may not conform exactly to the total figure given; and (ii) the sum of the numbers in a column or row in certain tables may not conform exactly to the total figure given for that column or row. Further, any figures sourced from third party industry sources may be rounded off to other than two decimal points to conform to their respective sources.

### **Industry and Market Data**

Any industry and market data used in the Prospectus consists of estimates based on data reports compiled by government bodies, professional organizations and analysts, data from other external sources and knowledge of the markets in which the Company competes. These publications generally state that the information contained therein has been obtained from publicly available documents from various sources believed to be reliable, but it has not been independently verified by us or its accuracy and completeness is not guaranteed, and its reliability cannot be assured. Although the Company believes the industry and market data used in the Prospectus is reliable, it has not been independently verified by us. The data used in these sources may have been reclassified by us for purposes of presentation. Data from these sources may also not be comparable. The extent to which the industry and market data is presented in the Prospectus is meaningful depends on the reader’s familiarity with and understanding of the methodologies used in compiling such data. There are no standard data gathering methodologies in the industry in which the Company conducts its business, and methodologies and assumptions may vary widely among different market and industry sources.

## FORWARD LOOKING STATEMENTS

Certain statements contained in this Prospectus that are not statements of historical fact constitute “forward-looking statements”. Investors can generally identify forward-looking statements by terminology such as “aim”, “anticipate”, “believe”, “continue”, “could”, “estimate”, “expect”, “intend”, “may”, “objective”, “plan”, “potential”, “project”, “pursue”, “shall”, “seek”, “should”, “will”, “would”, or other words or phrases of similar import. Similarly, statements that describe our strategies, objectives, plans or goals are also forward-looking statements. All statements regarding our expected financial conditions, results of operations, business plans and prospects are forward-looking statements. These forward-looking statements include statements as to our business strategy, revenue and profitability, new business and other matters discussed in this Prospectus that are not historical facts. All statements contained in this Prospectus that are not statements of historical fact constitute “forward-looking statements” and are not forecasts or projections relating to our Company’s financial performance.

All forward-looking statements are subject to risks, uncertainties and assumptions about the Company that could cause actual results to differ materially from those contemplated by the relevant forward-looking statement. Important factors that could cause actual results to differ materially from the expectations of the Company include, among others:

- The impact of COVID-19 outbreak on our business and operations;
- General economic and business conditions in India and globally;
- Ability to effectively manage our growth or successfully implement business plans and growth strategies;
- Ability to compete effectively and access funds at competitive costs;
- Ability to control or reduce the level of non-performing assets in our portfolio;
- Changes in the value of Rupee and other currency changes;
- Unanticipated turbulence in interest rates, gold prices, global bullion prices or other rates or prices;
- Availability of funds and willingness of the lenders of the Company to lend;
- Changes in political conditions in India;
- The rate of growth of the loan assets of the Company;
- The outcome of any legal or regulatory proceedings the Company is or may become a party to;
- Changes in Indian laws and regulations, including tax, accounting, banking, securities, insurance and other regulations; changes in competition and the pricing environment in India; and regional or general changes in asset valuations;
- Any changes in connection with policies, statutory provisions, regulations and/or RBI directions in connection with NBFCs, including laws that impact lending rates and the Company’s ability to enforce our collateral;
- Competition from existing as well as new competitors;
- Performance of the Indian debt and equity markets;
- Occurrence of natural calamities or natural disasters affecting the areas in which our Company has operations; and
- Other factors discussed in the Prospectus, including under the section titled “*Risk Factors*” on page 16.

Additional factors that could cause actual results, performance or achievements to differ materially include, but are not limited to, those discussed in “*Our Business*”, “*Risk Factors*” and “*Outstanding Litigations and Defaults*” on pages 77, 16, and 414, respectively. The forward-looking statements contained in this Prospectus are based on the beliefs of management, as well as the assumptions made by, and information currently available to management. Although our Company believes that the expectations reflected in such forward-looking statements are reasonable as of the date of this Prospectus, our Company cannot assure investors that such expectations will prove to be correct. Given these uncertainties, investors are cautioned not to place undue reliance on such forward-looking statements. If any of these risks and uncertainties materialize, or if any of our underlying assumptions prove to be incorrect, our actual results of operations or financial condition could differ materially from that described herein as anticipated, believed, estimated or expected. All subsequent forward-looking statements attributable to us are expressly qualified in their entirety by reference to these cautionary statements.

Neither our Company, its Directors and its officers, nor any of their respective affiliates or associates, Lead Manager nor any of its Directors and its officers have any obligation to update or otherwise revise any statements reflecting circumstances arising after the date hereof or to reflect the occurrence of underlying events, even if the underlying assumptions do not come to fruition. In accordance with the SEBI Debt Regulations, our Company, the Lead Manager will ensure that investors in India are informed of material developments between the date of filing the Prospectus with the RoC and the date of the Allotment.



## SECTION II : RISK FACTORS

*Prospective investors should carefully consider the risks and uncertainties described below, in addition to the other information contained in the Prospectus including the chapters “Our Business” on page 77 and “Financial Statements” on page 125, before making an investment in the NCDs. Additional risks and uncertainties not known to the Company or that the Company currently believes to be immaterial may also have an adverse effect on its business, prospects, results of operations and financial condition. If any of the following or any other risks actually occur, the Company’s business, prospects, results of operations and financial condition could be adversely affected and the price and value of your investment in the NCDs could decline such that you may lose all or part of your investment.*

*The financial and other related implications of risks concerned, wherever quantifiable, have been disclosed in the risk factors mentioned below. However, there are certain risk factors where the effect is not quantifiable and hence has not been disclosed in such risk factors. The numbering of risk factors has been done to facilitate ease of reading and reference and does not in any manner indicate the importance of one risk factor over another.*

*You should not invest in the Issue unless you are prepared to accept the risk of losing all or part of your investment, and you should consult your own tax, financial and legal advisors about the particular consequences of an investment in the NCDs.*

*Unless otherwise stated, financial information used in this section is derived from the Financial Statements.*

### INTERNAL RISK FACTORS

#### Risks relating to the Company and its Business

##### **1. Spread of COVID-19 pandemic and the consequent nationwide lockdown to impact our operations and financial condition.**

The rapid outbreak of the COVID-19 pandemic, has severely impacted the physical and financial health of the people across the globe and our business could be materially and adversely affected by the outbreak of the present public health epidemics. To prevent the contagion in the country, 4 phase of nationwide lockdown was announced by the Government of India. As a result, the demand of our Company’s products and services has seen a drastic slowdown. The spread of COVID-19 may impact our Company’s operations. A slowdown in global economic growth or in economic growth in India (including as a result of the COVID-19 pandemic) could exert downward pressure on the demand for our product and services, which could have an adverse effect on our business, cash flows, financial condition and results of operations. It is anticipated that these impacts will continue for some time. With effect from November 1, 2020, we have now entered the sixth phase of the unlock process, wherein many restrictions have been further lifted. However, relaxations provided under the various unlock phases have not been fully implemented throughout India, and the states that have been severely affected by the pandemic still continue to impose various lockdown restrictions.

Amongst various measures announced to mitigate the economic impact from the COVID -19 Pandemic, the Reserve Bank of India issued circulars dated March 27, 2020, April 17, 2020 and May 23, 2020 (the “**RBI circulars**”) allowing lending institutions to offer a moratorium to customers on payment of instalments falling due between March 1, 2020 and August 31, 2020. Our Company has reviewed these RBI Circulars and implemented certain policies and procedures in order to implement these measures to its customers. Given that the COVID -19 Pandemic and its impact remain a rapidly dynamic situation, the actual impact on our Company’s loans and advances will depend on future developments, including, among other things, any new information concerning the severity of the COVID -19 Pandemic and any action to contain its spread or mitigate its impact. While, our Company continue to monitor the developments of the COVID-19 situation closely, assess and respond proactively to minimize any adverse impacts on the financial position, cash flows and operating results of our Company, it is possible that the Company’s business, financial condition and results of operations could be adversely affected due to the COVID-19 pandemic. If the COVID-19 situation persists or worsens, it may adversely impact our Company’s business and the financial condition.

**2. *The Company's credit profile may take an impact because of real estate property acquisition, since such acquisitions brings real estate sector risks.***

Muthoot Estate Investment (MEI) one of the Group firms, prior to March 29, 2012, had accepted public deposits, under the *bona fide* belief that partnership firms can accept deposits for legitimate non lending business purposes. MEI had used MFL branch premises in certain places, to accept such deposits. However, RBI, vide its notice dated March 29, 2012, had declared that the acceptance of such deposits using MFL premises are prohibited as per the terms of Section 45S of RBI Act. Further, the RBI had also issued a notice to the Company on May 18, 2012, directing the Company to show cause as to why its certificate of registration (NBFC) should not be cancelled. MEI, vide its letter dated April 18, 2012 informed RBI that it had stopped accepting deposits from the public, and would repay the deposits accepted completely in 10 years with effect from April 1, 2012, as the funds have been invested in long-term real estate projects. The Company had also replied to the communications issued by RBI in similar lines.

As the sale and / or disposal of the real estate assets of MEI for purpose of repaying the deposits, was taking considerable time, the Company, under intimation to RBI, has purchased certain assets of MEI group companies, promoters so that MEI could utilize the said amounts for repaying the deposits and at the same time, the Company can use the said assets for real estate development business. Accordingly, the proceeds from such sale were utilized by MEI to repay the public deposits and the matter related to MEI deposits stands closed and consequently, the show cause notice dated April 18, 2012 was dropped by RBI vide its letter dated September 4, 2018.

The Company continues to own or propose to own certain real estate assets. In case the Company could not able to monetize these assets in reasonable time period it will have impact on the liquidity position as well as credit rating of the Company thereby could affect its profitability.

**3. *Our business requires substantial capital, and any disruption in funding sources would have a material adverse effect on our liquidity and financial condition.***

Our liquidity and ongoing profitability are, in large part, dependent upon our timely access to cost effective sources of funding. Our funding requirements historically have been met through a combination of borrowings such as working capital limits from banks, issuance of commercial paper, non-convertible debentures issuance through public issues and on private placement basis.

Our ability to raise funds, on acceptable terms and at competitive rates, continues to depend on various factors including our credit ratings, financial performance & growth prospects of our Company, the macro economic factors including regulatory environment and policy initiatives in India, developments in the international markets affecting the Indian economy, investors' and/or lenders' perception of demand for securities of NBFCs. Our business depends and will continue to depend on our ability to access diversified low-cost funding sources.

Recently, there has been a rise in borrowing cost and difficulty in accessing debt in a cost-effective manner. During FY 2019, Indian economy witnessed defaults of debt repayments by large NBFC players. Such events heightened the investor focus around the health of the broader NBFC sector as well as their sources of liquidity. This has led to crunch in liquidity available to certain NBFCs. Re-occurrence of similar events may affect the market sentiment towards NBFC sector and as a whole may affect the borrowing capability of our Company adversely.

According to RBI Master Circular on Bank Finance to Non-Banking Financial Companies, 2015, as amended, bank's exposure (both lending and investment, including off balance sheet) to a single NBFC which is predominantly engaged in lending against collateral of gold jewellery (i.e. such loans comprising 50% or more of their financial assets), cannot exceed 7.5% of banks' capital funds and have an internal sub-limit on their aggregate exposure to all NBFCs having gold loans to the extent of 50% or more of their total financial assets, taken together. This sub-limit is within the internal limit fixed by the banks for their aggregate exposure to all NBFCs put together. This limits the exposure that banks may have on NBFCs such as us, which may restrict our ability to borrow from such banks and may increase our cost of borrowing, which could adversely impact our growth, business and financial condition.

We also face significant maturities of our debt each year. Out of the total outstanding debt, the Company has, as on March 31, 2020, an amount of ₹ 17,5308 lakhs will mature during the next 12 months other than the

regular rollover and renewal credit facilities. In order to retire to the short term credit facilities, the company will need to refinance the debt. In the case of tight credit market, the company will face difficulty to renew the cash credit facilities and get sanction of new credit facilities to retire the short term facilities.

**4. *Any instructions by RBI or other regulatory authority in India directing the Company to stop the use of its premises/ branches or officials for the operations of its Group entities could materially and adversely affect our business and impact our future financial performance.***

We have entered into various agreements with our Group Entities for letting our Company's branches/premises or officials to be used for the business operations of our Group entities. For further information, please see sections titled "Our Business" and "History and Certain Corporate Matters" on pages 77 and 95, respectively. In the event of any directions/circulars/notice being issued by RBI or other Regulatory Authority in India, restricting the usage of Company's branches/premises or officials for business operations of group entities, it may have an adverse effect on the business and financial conditions of the Company.

**5. *Our financial performance is particularly vulnerable to interest rate risk. If we fail to adequately manage our interest rate risk in the future it could have an adverse effect on our net interest margin, thereby adversely affecting our business and financial condition.***

The results of our operations are substantially dependent upon the level of our net interest margins. Interest rates are sensitive to many factors beyond our control, including RBI's monetary policies, domestic and international economic and political conditions and other factors. Rise in inflation, and consequent changes in bank rates, repo rates and reverse repo rates by RBI has led to an increase in interest rates on loans provided by banks and financial institutions.

Income from our financing activities is the largest component of our total income and constituted 99.28%, 98.93%, 91.67% and 94.15% of our total income on a standalone basis for half year ended September 30, 2020, Fiscal 2020, Fiscal 2019 and Fiscal 2018 respectively. As of September 30, 2020, March 31, 2020 and March 31, 2019, the total secured borrowings utilised by the Company aggregated to ₹ 13,26,032 lakhs, ₹ 10,54,427 lakhs and ₹ 8,50,479 lakhs including securitization of ₹ 2,862 lakhs, Nil and ₹ 31,934 lakhs (pass through certification) and unsecured borrowings utilised by the Company aggregated to ₹ 3,02,433 lakhs, ₹ 260,167 lakhs and ₹ 2,73,029 lakhs, respectively.

We provide loan at a fixed rate of Interest while we borrow funds on both fixed and floating rates. Our borrowings, such as our secured non-convertible redeemable debentures, subordinated debt and term loans from financial institutions carry fixed rates of interest while the borrowings from banks are linked to the respective banks' MCLR rates. As of March 31, 2020, 26.34% of our borrowings were at fixed rates of interest, comprising primarily of our secured and unsecured (subordinated debt) non-convertible redeemable debentures. We cannot assure you that we will be able to adequately manage our interest rate risk in the future and be able to effectively balance the proportion of our fixed rate loan assets and fixed rate liabilities in the future. Thus, our results of operations could be affected by changes in interest rates and the timing of any re-pricing of our liabilities compared with the re-pricing of our assets.

We borrow funds on both fixed and floating rates. Volatility in interest rates can materially and adversely affect our financial performance. In a rising interest rate environment, if the yield on our interest-earning assets does not increase simultaneously with or to the same extent as our cost of funds, or, in a declining interest rate environment, if our cost of funds does not decline simultaneously or to the same extent as the yield on our interest-earning assets, our net interest income and net interest margin would be adversely impacted. Additional risks arising from increasing interest rates, among others, include:

- increases in the rates of interest charged on our loans and other secured/ unsecured loans, which could result in the extension of loan maturities and higher monthly installments due from borrowers which, in turn, could result in higher rates of default;
- reductions in the volume of our loans as a result of clients' inability to service high interest rate payments; and
- reduction in the value of fixed income securities held in our investment portfolio.

There can be no assurance that we will be able to adequately manage our interest rate risk. If we are unable to address the interest rate risk, it could have an adverse effect on our net interest margin, thereby adversely affecting our business and financial condition.

- 6. *The Company is involved in certain legal proceedings for non-registration under certain State legislations in India relating to “money lending” activities. Any unfavorable outcome in such proceedings and the imposition of any additional restrictive statutory and/or regulatory requirements may adversely affect our goodwill, business prospects and results of operations.***

The Company has filed an appeal before the Supreme Court of India against an order dated November 18, 2009, passed by the division bench of the High Court of Kerala. The Company had filed a writ petition in the High Court of Kerala challenging the order of the Commissioner of Commercial Taxes, Kerala, which directs our Company to register under the provisions of the Kerala Money Lenders Act, 1946, as amended (“KMLA”). The division bench of the High Court of Kerala dismissed the appeal against the order passed by the single judge of the High Court of Kerala in connection with the writ petition, thereby, confirming the impugned order passed by the Commissioner of Commercial Taxes, Kerala. The Supreme Court has granted an interim stay against the order passed by the division bench of the High Court of Kerala until final disposal of the appeal in the Supreme Court. The matter is currently pending for the final hearing. There can be no assurance that these proceedings will not be determined adversely against us or that penal or other action will not be taken against our Company and/or any senior management party to such proceedings. In the event of an adverse ruling in these proceedings, our Company may be required to register as a money lending entity under the provisions of the KMLA in order to carry on its financing business and will be required to comply with the provisions of such legislation with respect to its business operations within Kerala. There can also be no assurance that in the event of such an adverse ruling, similar regulatory authorities in other States of India, where we currently carry on business or propose to carry on business in the future, will not require us to register as a money lending entity under, and comply with the provisions of the respective State legislation in relation to money lending activities. State legislation may specify various terms and conditions that must be complied with in connection with money lending activities, including the imposition of a ceiling on the maximum interest rate that can be charged. If we are required to comply with such a ceiling on interest rate or other restrictive provisions specified under such legislation, our interest income and net interest margin may be adversely impacted. For further information relating to such proceedings, see “*Outstanding Litigations and Defaults*” on page 414.

- 7. *The Company has been subject to RBI inspections and any adverse action taken could affect the business and operations of the Company.***

As an NBFC, we are subject to periodic inspection by RBI under section 45N of the RBI Act, pursuant to which RBI inspect our books of accounts and other records for the purpose of verifying compliance with applicable regulations, the correctness or completeness of any statement, information or particulars furnished to RBI. During the course of finalization of inspection, RBI shares its findings and recommendations with us and give us an opportunity to provide justification and clarifications. Further, RBI also seeks certain clarifications and shares its findings. RBI in the past has issued observations pursuant to such periodic inspection and our Company had given clarifications in this regard. Whilst we have responded/continue to respond to such observations made by RBI and addressed them, however, we cannot assure you that RBI will not make similar or other observations in the future. In the event we are unable to resolve the issues to RBI’s satisfaction, we may be restricted in our ability to conduct our business as we currently do. While we seek to comply with all regulatory provisions applicable to us, in the event we are unable to comply with the observations made by RBI, we could be subject to penalties and restrictions which may be imposed by RBI. Imposition of any penalty or adverse findings by the RBI during the ongoing or any future inspections may have an adverse effect on our business, results of operations, financial condition and reputation.

- 8. *Our ability to access capital also depends on our credit ratings. Any downgrade of our credit ratings would increase borrowing costs and constrain our access to capital and lending markets and, as a result, would negatively affect our net interest margin and our business.***

The cost and availability of capital is also dependent on our short-term and long-term credit ratings. Any downgrade of our credit ratings would increase borrowing costs and constrain our access to capital and debt markets and, as a result, would negatively affect our net interest margin and our business. We have been assigned CRISIL A (Stable) and BWR A+(Stable) rating by CRISIL and Brickworks for our bank facilities, “CRISIL A/Stable” and BWR A+/Stable rating by CRISIL and Brickworks for our various non-convertible debt instruments, CRISIL AA+(CE) for covered bonds debt, CRISIL BBB+(Stable) for ₹14,400 lakh Perpetual Debt Rating and a “CRISIL A1” rating for our short term debt programme. CRISIL has assigned

CRISIL A(Stable) rating for our ₹40,000 lakhs non-convertible debentures. Brickworks has assigned a “BWR A” rating for our ₹26,400 lakh perpetual debt instruments and BWRA A1+ for short term debt programme.

Any downgrade of our credit ratings would increase borrowing costs and constrain our access to capital and debt markets and, as a result, would negatively affect our net interest margin and our business. For instance, CRISIL had on November 18, 2016, downgraded its ratings on the bank facilities and debt instruments of the Company to ‘CRISIL A-/Stable/CRISIL A1’ from ‘CRISIL A/Stable/CRISIL A1’. In addition, downgrades of our credit ratings could increase the possibility of additional terms and conditions being added to any additional financing or refinancing arrangements in the future. Any such adverse development could adversely affect our business, financial condition and results of operations. The financial and risk profiles of one or more of our Group entities may also result in a downgrade of our credit ratings. For further details, see “*Annexure A – Credit Rating*”.

**9. *If we are unable to manage the level of NPAs in our gold loans and other loans, our financial position and results of operations may suffer.***

Our Stage 3 assets as a percentage of total loan assets were at 4.51%, 1.86% and 2.62% respectively and our Stage 3 assets net of Provisions were at 3.26%, 0.61% and 1.17% respectively of total loan assets of the Company as of September 30, 2020, March 31, 2020 and March 31, 2019 on a standalone basis as per IndAS.

Our Gross and Net NPAs as a percentage of total loan assets as per IGAAP was 1.90% and 1.45 % respectively as of March 31, 2018.

The Master Directions prescribe the provisioning required in respect of our outstanding loan portfolio. Should the overall credit quality of our loan portfolio deteriorate, the current level of our provisions may not be adequate to cover further increases in the amount of our non-performing assets. Furthermore, although we believe that our total provision will be adequate to cover all known losses in our asset portfolio, our current provisions may not be adequate when compared to the loan portfolios of other financial institutions.

Moreover, there also can be no assurance that there will be no further deterioration in our provisioning coverage as a percentage of gross non-performing assets or otherwise, or that the percentage of nonperforming assets that we will be able to recover will be similar to our past experience of recoveries of nonperforming assets. In the event of any further increase in our non-performing asset portfolio, there could be an even greater, adverse impact on our results of operations.

**10. *High levels of customer defaults could adversely affect our business, financial condition and results of operations.***

Our primary business involves lending money and accordingly we are subject to customer default risks including default or delay in repayment of principal or interest on our loans. Customers may default on their obligations to us as a result of various factors including bankruptcy, lack of liquidity, lack of business and operational failure. If borrowers fail to repay loans in a timely manner or at all, our financial condition and results of operations will be adversely impacted if the auction proceeds of the defaulted accounts could not meet the principal and interest amount.

Further, unlike several developed economies, a nationwide credit bureau has only recently become operational in India, so there is less financial information available about the creditworthiness of our customers. It is therefore difficult to carry out precise credit risk analyses on our clients. Although we follow certain KYC procedures at the time of sanctioning a loan, we generally rely on the quality of the gold jewellery provided as collateral rather than on a stringent analysis of the credit profile of our clients. Although we believe that our risk management controls are sufficient, we cannot be certain that they will continue to be sufficient or that additional risk management policies for individual borrowers will not be required. Failure to continuously monitor the loan contracts, particularly for individual borrowers, could adversely affect our credit portfolio which could have a material and adverse effect on our results of operations and financial condition and/or cash flows.

**11. *We may not be able to recover the full loan amount, and the value of the collateral may not be sufficient to cover the outstanding amounts due under defaulted loans. Failure to recover the value of the collateral could expose us to a potential loss, thereby adversely affect our financial condition and results of operations.***

We extend loans secured by gold jewellery provided as collateral by the customer. An economic downturn or sharp downward movement in the price of gold could result in a fall in collateral value. In the event of any decrease in the price of gold, customers may not repay their loans and the value of collateral gold jewellery securing the loans may decrease significantly in value, resulting in losses which we may not be able to support. Although we use a technology-based risk management system and follow strict internal risk management guidelines on portfolio monitoring, which include periodic assessment of loan to security value on the basis of conservative market price levels, limits on the amount of margin, ageing analysis and predetermined loan closure call thresholds, no assurance can be given that if the price of gold decreases significantly, our financial condition and results of operations would not be adversely affected. The impact on our financial position and results of operations of a hypothetical decrease in gold values cannot be reasonably estimated because the market and competitive response to changes in gold values is not pre-determinable.

Additionally, we may not be able to realise the full value of our collateral, due to, among other things, defects in the quality of gold or wastage on melting gold jewellery into gold bars though the adequate systems in place like periodical verification of the pledged jewellery by the gold inspectors and employing well trained staff and large segment of the borrowers being repeat customers. In case of a default, we typically sell the collateral gold jewellery through auctions primarily to jewelers however there can be no assurance that we will be able to sell such gold jewellery at prices sufficient to cover the amounts under default. Furthermore, enforcing our legal rights by litigating against defaulting customers is generally a slow and potentially expensive process in India. Accordingly, it may be difficult for us to recover amounts owed by defaulting customers in a timely manner or at all.

We may also be affected by failure of employees to comply with internal procedures and inaccurate appraisal of credit or financial worth of our clients in spite of the periodical verification of the pledged ornaments by Gold inspectors and specified interval inspection and auditing by internal auditors. Failure by our employees who are experienced and trained, to properly appraise the value of the collateral provides us with no recourse against the borrower and the loan sanction may eventually result in a bad debt on our books of accounts. In the event we are unable to check the risks arising out of such lapses, our business and results of operations may be adversely affected.

***12. Our significant indebtedness and the conditions and restrictions imposed by our financing arrangements could restrict our ability to conduct our business and operations in the manner we desire.***

As of September 30, 2020, the total secured borrowings utilised by the Company aggregated to ₹13,26,032 lakhs and unsecured borrowings utilised by our Company aggregated to ₹ 3,02,433 lakhs and we will continue to incur additional indebtedness in the future. Most of our borrowings are secured by hypothecation of current assets/loan receivables. Our significant indebtedness could have several important consequences, including but not limited to the following:

- a portion of our cash flow may be used towards repayment of our existing debt, which will reduce the availability of our cash flow to fund working capital, capital expenditures, acquisitions and other general corporate requirements;
- our ability to obtain additional financing in the future at reasonable terms may be restricted or our cost of borrowings may increase due to sudden adverse market conditions, including decreased availability of credit or fluctuations in interest rates;
- fluctuations in market interest rates may affect the cost of our borrowings as some of our indebtedness are at variable interest rates;
- there could be a material adverse effect on our business, financial condition and results of operations if we are unable to service our indebtedness or otherwise comply with financial and other covenants specified in the financing agreements; and
- we may be more vulnerable to economic downturns, we may be limited in our ability to withstand competitive pressures and we may have reduced flexibility in responding to changing business, regulatory and economic conditions.

Moreover, certain loans may be recalled by our lenders at any time. If any of these lenders affect our business and operations, some of which we are currently in breach of or have breached in the past.

***13. Some of our financial arrangements contain restrictive covenants that may adversely affect our business***

***and operations, some which we are currently in breach of or have breached in the past.***

Some of our financing agreements include various conditions and covenants that require us to obtain lender consents prior to carrying out certain activities and entering into certain transactions. Failure to meet these conditions or obtain these consents could have significant consequences on our business and operations. Specifically, under some of our financing agreements, we require, and may be unable to obtain, consents from the relevant lenders for, among others, the following matters: entering into any scheme of merger; spinning-off of a business division; selling or transferring all or a substantial portion of our assets; making any change in ownership or control or constitution of our Company; making amendments in our Memorandum and Articles of Association; creating any further security interest on the assets upon which the existing lenders have a prior charge; and raising funds by way of any fresh capital issue. These covenants vary depending on the requirements of the financial institution extending the loan and the conditions negotiated under each financing document. Such covenants may restrict or delay certain actions or initiatives that we may propose to take from time to time.

Further, the financing arrangements that we have entered into with certain banks and financial institutions and terms and conditions for issue of non-convertible debentures issued by us contain restrictive covenants, which among other things require us to obtain prior permission of such banks, financial institutions or debenture trustees or to inform them with respect to various activities, including, alteration of our capital structure, changes in management, raising of fresh capital or debt, payment of dividend, revaluation or sale of our assets, undertaking new projects, creating subsidiaries, change in accounting policies, or invest by way of share capital or lend to other companies, undertaking guarantee obligations on behalf of other companies, and creation of further charge on fixed assets. Additionally, certain loan agreements require us to meet and maintain prescribed financial ratios. Further, under these loan agreements during the subsistence of the facilities, certain lenders have a right to appoint nominee directors on our Board from time to time. Furthermore, some of our financing arrangements contain cross default provisions which could automatically trigger defaults under other financing arrangements, in turn magnifying the effect of an individual default. Although we attempt to maintain compliance with our covenants or obtain prospective waivers where possible, we cannot assure you that we will be continuously compliant.

We have breached certain such covenants in the past and may continue to be inadvertently in technical breach of, certain covenants under these loan agreements and other financing arrangements. For example, our Company had delayed the payment of interest on its rated non-convertible debentures (NCD) by three working days. The delay was one off event due to an inadvertent operational error. The interest payment of ₹4.80 lakhs was due on August 2, 2018, but payment to investors was made on August 7, 2018. While we are not aware of any such breaches, and although no bank or financial institution has issued a notice of default to us, if we are held to be in breach of any financial or other covenants contained in any of our financing arrangements, we may be required to immediately repay our borrowings either in whole or in part, together with any related costs, and because of such defaults we may be unable to find additional sources of financing. If any of these events were to occur, it would likely result in a material adverse effect on our financial condition and results of operations or even our ability to continue as a going concern. A failure to observe the covenants under our financing arrangements or to obtain necessary consents required thereunder may lead to the termination of our credit facilities, acceleration of all amounts due under such facilities and the enforcement of any security provided. Any acceleration of amounts due under such facilities may also trigger cross default provisions under our other financing agreements. If the obligations under any of our financing documents are accelerated, we may have to dedicate a substantial portion of our cash flow from operations to make payments under such financing documents, thereby reducing the availability of cash for our working capital requirements and other general corporate purposes. Further, during any period in which we are in default, we may be unable to raise, or face difficulties raising, further financing. Any of these circumstances could adversely affect our business, credit rating and financial condition and results of operations. Moreover, any such action initiated by our lenders could result in the price of our NCDs being adversely affected.

***14. Our entire customer base comprises of individuals, small traders and business operators, who generally are more likely to be affected by declining economic conditions than larger corporate borrowers. Any decline in the repayment capabilities of our borrowers, may result in increase in default thereby adversely affecting our business and financial condition.***

Individual and small enterprise segment borrowers generally are less financially resilient than larger corporate borrowers, and, as a result, they can be more adversely affected by declining economic conditions. In addition, a significant majority of our customer base belongs to the low to medium income group and/or the small

enterprises finance sector who may be more likely to be affected by declining economic conditions than large corporate houses.

Any decline in the economic conditions may impact the repayment capabilities of our borrowers, which may result in increase in defaults, thereby adversely affecting our business and financial conditions.

- 15. We face difficulties in carrying out credit risk analyses on our customers, most of whom are individual borrowers, which could have a material and adverse effect on our results of operations and financial condition.**

Unlike several developed economies, a nationwide credit bureau has only recently become operational in India, so there is less financial information available about individuals, particularly our focus customer segment from the low to medium income group who typically have limited access to other financing sources. It is therefore difficult to carry out precise credit risk analyses on our customers. Although we believe that our risk management controls are sufficient, we cannot be certain that they will continue to be sufficient or that additional risk management policies for individual borrowers will not be required. Failure to maintain sufficient credit assessment policies for non gold loans particularly for individual borrowers, could adversely affect our credit portfolio which could have a material and adverse effect on our results of operations and financial condition.

- 16. Since we handle high volumes of cash and gold jewellery in a dispersed network of branches, we are exposed to operational risks, including employee negligence, fraud, petty theft, burglary and embezzlement, which could harm our results of operations and financial position.**

As of September 30, 2020 and March 31, 2020, we held cash balance of ₹ 21,054.11 lakhs and ₹3,793.08 lakhs and gold jewellery of 49.78 tons and 50.59 tons, respectively. Our gold loan transactions involve handling significant volumes of cash and gold jewellery at our branch offices. Large cash and gold jewellery transactions expose us to the risk of fraud by employees, agents, customers or third parties, theft, burglary and misappropriation or unauthorised transactions by our employees. Our insurance policies, security systems and measures undertaken to detect and prevent these risks may not be sometimes, sufficient to prevent or deter such activities in all cases, which may adversely affect our operations and profitability. Our employees may also become targets of the theft, burglary and other crimes if they are present when these crimes are committed and may sustain physical and psychological injuries as a result. We may encounter difficulties recruiting and retaining qualified employees due to this risk and our business and operations may be adversely affected. For the period ended September 30, 2020 please see below details:

(₹ in lakhs)

| For the period ended September 30, 2020 |              |        |                            |                       |
|---|--------------|--------|----------------------------|-----------------------|
|   | No. of cases | Amount | No of cases after recovery | Amount after recovery |
| Internal Fraud                          | 1            | 4.73   | 0                          | 4.73                  |
| Spurious                                | 1            | 7.14   | 1.14                       | 6.00                  |
| Theft                                   | 33           | 53.69  | 0                          | 53.69                 |
| Total                                   | 35           | 65.56  | 1.14                       | 64.42                 |

Further, we may be subject to regulatory or other proceedings in connection with any unauthorised transaction, fraud or misappropriation by our representatives and employees, which could adversely affect our goodwill. The nature and size of the items provided as collateral allow these items to be misplaced or misdelivered, which may have a negative impact on our operations and result in losses.

- 17. We may not be able to successfully sustain our growth strategy. Inability to effectively manage any of our growth and related issues could materially and adversely affect our business and impact our future**



### *financial performance.*

Our portfolio of outstanding gross loans under management was ₹ 16,00,471 lakhs, ₹14,14,013 lakhs and ₹12,08,838 lakhs as on September 30, 2020, March 31, 2020 and March 31, 2019, respectively, on a standalone basis as per IndAS. Our portfolio of outstanding gross loans under management was ₹11,44,461 lakhs as on March 31, 2018 on a standalone basis as per IGAAP. As of September 30, 2020, and March 31, 2020, our Company held 49.79 tonnes and 50.59 tonnes, respectively, of gold jewellery, as security for all gold loans. Our capital adequacy ratio as of September 30, 2020, March 31, 2020 and March 31, 2019 computed on the basis of applicable RBI requirements was 18.64%, 19.56% and 21.95%, respectively, compared to RBI's stipulated minimum requirement of 15%, with Tier I Capital comprising 12.83%, 13.04% and 14.63%, respectively.

Our Gross and Net NPAs were at 1.90% and 1.45% of the total loan assets of the Company for Fiscal 2018 on standalone basis as per IGAAP. Our Stage 3 Assets to the total loan assets of the Company were at 4.51%, 1.86% and 2.62% and Stage 3 assets net of provisions to the total loan assets of the Company were at 3.26%, 0.61% and 1.17% on standalone basis as per Ind AS as of September 30, 2020, March 31, 2020 and March 31, 2019, respectively.

Our growth strategy includes growing our loan book, expanding our customer base and expanding our branch network. There can be no assurance that we will be able to sustain our growth strategy successfully or that we will be able to expand further or diversify our product portfolio or grow the levels of net profit earned in recent years. Furthermore, there may not be sufficient demand for such products, or they may not generate sufficient revenues relative to the costs associated with offering such products and services. Even if we were able to introduce new products and services successfully, there can be no assurance that we will be able to achieve our intended return on such investments. If we grow our loan book too rapidly or fail to make proper assessments of credit risks associated with new borrowers, a higher percentage of our loans may become non-performing, which would have a negative impact on the quality of our assets and our financial condition.

We also face a number of operational risks in executing our growth strategy. We have experienced rapid growth in our gold loan business and our branch network also has expanded significantly, and we are entering into new, smaller towns and cities within India as part of our growth strategy. Our rapid growth exposes us to a wide range of increased risks, including business risks, such as the possibility that a number of our impaired loans may grow faster than anticipated, as well as operational risks, fraud risks and regulatory and legal risks. Moreover, our ability to sustain our rate of growth depends significantly upon our ability to manage key issues such as selecting and retaining key managerial personnel, maintaining effective risk management policies, continuing to offer products which are relevant to our target base of clients, developing managerial experience to address emerging challenges and ensuring a high standard of client service. Particularly, we are significantly dependent upon a core management team who oversee the day-to-day operations, strategy and growth of our businesses. If one or more members of our core management team were unable or unwilling to continue in their present positions, such persons may be difficult to replace, and our business and results of operation could be adversely affected. We will need to recruit new employees, who will have to be trained and integrated into our operations. We will also have to train existing employees to adhere properly to internal controls and risk management procedures. Failure to train our employees properly may result in an increase in employee attrition rates, require additional hiring, erode the quality of customer service, divert management resources, increase our exposure to high-risk credit and impose significant costs on us.

- 18. *We face increasing competition in our business which may result in declining margins if we are unable to compete effectively. Increasing competition may have an adverse effect on our net interest margin, and, if we are unable to compete successfully, our market share may decline.***

Our principal business is the provision of personal loans to retail customers in India secured by gold jewellery as collateral. Historically, the gold loan industry in India has been largely unorganised and dominated by local jewellery pawn shops and money lenders, with very few public sector and old generation private sector banks focusing on this sector. Attractive interest rates relative to risk together with increased demand for access to capital from middle income group, previously utilised predominantly by lower income group customers with limited access to other forms of borrowings, have increased our exposure to competition. The demand for gold loans has also increased due to relatively affordable interest rates, increased need for urgent borrowing or bridge financing requirements and the need for liquidity for assets held in gold and also due to increased awareness among customers of gold loans as a source of quick access to funds.

All of these factors have resulted in increased competition from other lenders in the gold loan industry, including commercial banks and other NBFCs. Unlike commercial banks or deposit taking NBFCs, we do not have access to funding from savings and current deposits of customers. Instead, we are reliant on higher-cost term loans and debentures for our funding requirements, which may reduce our margins compared to competitors. Our ability to compete effectively with commercial banks or deposit-taking NBFCs will depend, to some extent, on our ability to raise low-cost funding in the future. If we are unable to compete effectively with other participants in the gold loan industry, our business, future financial performance, and the trading price of the NCDs and Equity Shares may be adversely affected.

We operate in largely un-tapped markets in various regions in India where banks operate actively in the gold loan business. We compete with pawnshops and financial institutions, such as consumer finance companies. Other lenders may lend money on unsecured basis, at interest rates that may be lower than our service charges and on other terms that may be more favorable than ours.

Furthermore, as a result of increased competition in the gold loan industry, gold loans are becoming increasingly standardised and variable interest rate and payment terms and waiver of processing fees are becoming increasingly common in the gold loan industry in India. There can be no assurance that we will be able to react effectively to these or other market developments or compete effectively with new and existing players in the increasingly competitive gold loans industry. Increasing competition may have an adverse effect on our net interest margin and other income, and, if we are unable to compete successfully, our market share may decline as the origination of new loans declines.

***19. We may experience difficulties in expanding our business into new regions and markets in India and introducing our complete range of products in each of our branches which may affect our business prospects, financial condition and result of operations.***

As part of our growth strategy, we continue to evaluate attractive growth opportunities to expand our business into new regions and markets in India. Factors such as competition, culture, regulatory regimes, business practices and customs and customer requirements in these new markets may differ from those in our current markets and our experience in our current markets may not be applicable to these new markets. In addition, as we enter new markets and geographical regions, we are likely to compete not only with other traditional gold loan NBFCs, banks and financial institutions but also the local unorganized or semi-organized private financiers and pawn brokers, who are more familiar with local traditions, regulations, business practices and customs and have stronger relationships with customers.

As a part of our growth strategy, we propose to increase our network of branches across the country and reach out to newer markets while strengthening our position in our existing markets with respect to the core gold loans business. Such branches will only be opened after multiple rounds of market evaluation, customer research and launching branches in close proximity to high customer activity areas. These branches are proposed to service the needs of our customers for all our Company's products.

Our business may be exposed to various additional challenges including obtaining necessary governmental approvals, identifying and collaborating with local businesses and partners with whom we may have no previous working relationship; successfully gauging market conditions in local markets with which we have no previous familiarity; attracting potential customers in a market in which we do not have significant experience or visibility; being susceptible to local taxation in additional geographical areas of India and adapting our marketing strategy and operations to different regions of India in which different languages are spoken. Our inability to expand our current operations may adversely affect our business prospects, financial conditions and results of operations.

***20. A majority of our branches are located in southern India, and any disruption or downturn in the economy in the states in India where we operate, or any change in consumer preferences in that region could adversely affect our results of operations and financial condition.***

We have a strong concentration of our business in south India with 2,727 branches out of our 3,541 branches as on September 30, 2020, located in the southern states of Kerala (799 branches), Tamil Nadu (786 branches), Andhra Pradesh (340 branches), Telangana (245 branches), Goa (11 branches) and Karnataka (546 branches). Further, approximately 65.52% of our gold loan portfolio as on September 30, 2020, is concentrated in the aforementioned states. Any adverse change in the political and/or economic environment in the states of

Kerala, Tamil Nadu, Andhra Pradesh, Telangana, Goa and Karnataka or any unfavourable changes in the regulatory and policy regime in the said region could adversely affect our business operations, financial condition and/or profitability. Our concentration in southern India exposes us to adverse economic or political circumstances that may arise in that region as compared to other NBFCs and commercial banks that may have diversified national presence. Further, any changes in customer preferences in the said region could also affect our operations and profitability. If there is sustained downturn in the economy of southern India, our financial position may be adversely affected.

**21. *New product/services offered by us may not be successful.***

We introduce new products/services to explore new business opportunities from time to time. We cannot assure you that all our new products/services and/or business ventures will gain customer acceptance, and this may result in our inability to recover incurred pre-operative expenses and launch costs. Further, our inability to grow in new business areas could adversely affect our business and financial performance.

**22. *We may not be able to maintain our current levels of profitability due to increased costs or reduced spreads.***

Our business involves a large volume of small-ticket size loans and requires manual operational support. Hence, we require dedicated staff for providing our services. In order to grow our portfolio, our expanded operations will also increase our manpower requirements and push up operational costs. Our growth will also require a relatively higher gross spread, or margin, on the consumer lending products we offer in order to maintain profitability. There can be no assurance that we will be able to maintain our current levels of profitability if the gross spreads on our consumer lending products were to reduce substantially, which could adversely affect our results of operations.

**23. *Majority of our loan portfolio is not classified as priority sector advances by RBI. Further, any RBI regulations making our gold loans ineligible for securitization, will result in higher cost of funds.***

RBI prudential norms for banks require domestic commercial banks operating in India to maintain an aggregate 40% (32% for foreign banks) of their adjusted net bank credit or credit equivalent amount of off-balance sheet exposure, whichever is higher as “priority sector advances”. These include advances to agriculture, small enterprises, exports and similar sectors where the Government seeks to encourage flow of credit for developmental reasons. Banks in India that have traditionally been constrained or unable to meet these requirements organically, have relied on specialised institutions like our Company that are better positioned to or focus on originating such assets through on-lending or purchase of assets or securitised pools to comply with these targets.

The gold loan borrowers have the option to pay the interest regularly to have the concessionary interest rate and have the option to part /fully pay the principal. However, small percentage (around 11-13%) of the borrowers below follow this. Compared to the total gold loan portfolio, only a small portion of our gold loan portfolio meets the eligible criteria for securitization/ assignment norms (including holding period and seasoning), thereby restricting our Company’s ability to raise fund by assignment /securitization.

**24. *A decline in our capital adequacy ratio could restrict our future business growth.***

All non-deposit taking NBFCs are required to maintain a minimum capital adequacy ratio, consisting of Tier I and Tier II Capital of not less than 15% of their aggregate risk weighted assets on balance sheet and risk adjusted value of off-balance sheet items. Further, RBI has introduced minimum Tier I Capital requirement of 12% to be effective from April 1, 2014 for NBFCs primarily for whom loans against gold jewellery comprise more than 50% of their financial assets, including us. Our capital adequacy ratio as of September 30, 2020, March 31, 2020 and March 31, 2019 computed on the basis of applicable RBI requirements was 18.64%, 19.56% and 21.95%, respectively as compared to the RBI stipulated minimum requirement of 15%, with Tier I Capital comprising 12.83%, 13.04% and 14.63%, respectively. If we continue to grow our loan portfolio and asset base, we will be required to raise additional Tier I and Tier II Capital in order to continue to meet applicable capital adequacy ratios with respect to our business. There can be no assurance that we will be able to raise adequate additional capital in the future on terms favorable to us or at all and this may adversely affect the growth of our business. Failure to maintain adequate capital adequacy ratio or Tier I Capital may adversely affect the growth of our business. Further, any regulatory change in capital adequacy requirements imposed by the RBI may have an adverse effect on our results of operation.

**25. *If we fail to maintain effective internal control over financial reporting in the future, the accuracy and timing of our financial reporting may be adversely affected.***

We have taken steps to enhance our internal controls commensurate to the size of our business, primarily through the formation of a designated branch audit and inspection team. However, certain matters such as fraud and embezzlement cannot be eliminated entirely given the cash nature of our business. While we expect to remedy such issues, we cannot assure you that we will be able to do so in a timely manner, which could impair our ability to accurately and timely report our financial position, results of operations or cash flows.

**26. *A significant proportion of the gold loans we offer are due within six to nine months of disbursement, and a failure to disburse new loans may result in a reduction of our loan portfolio and a corresponding decrease in our interest income.***

92.20%, 90.28% and 87.54% of our total loan portfolio (AUM) as on September 30, 2020, March 31, 2020 and March 31, 2019, respectively, are generally due within nine months of disbursement. The relatively short-term nature of such Gold loans (i) may lead to a positive mismatch in the asset liability position of our Company in the short term, since a portion of our borrowings are typically for longer duration negative mismatch in the long term but cumulatively positive mismatch and/or (ii) affect ability to ascertain steady long terms revenues. In addition, our existing customers may not obtain new gold loans from us upon maturity of their existing gold loans, particularly if competition increases. The potential instability of our interest income could materially and adversely affect our results of operations and financial position.

**27. *System failures or inadequacies and security breaches in computer systems may adversely affect our business operations and result in financial loss, disruption of our business, regulatory intervention or damage to our reputation.***

Our business is largely dependent on our ability to process a large number of transactions on a daily basis. Significantly, all our branches are required to send records of transactions, at the end of every working day, to a central system for consolidation of branch data. Our financial, accounting or other data processing systems may fail to operate adequately or become disabled as a result of events that are wholly or partially beyond our control including a disruption of electrical or communications services.

Our ability to operate and remain competitive will depend in part on our ability to maintain and upgrade our information technology systems on a timely and cost-effective basis. The information available to and received by our management through our existing systems may not be timely and sufficient to manage risks or to plan for and respond to changes in market conditions and other developments in our operations. We may experience difficulties in upgrading, developing and expanding our systems quickly enough to accommodate our growing customer base and range of products.

Our operations also rely on the secure processing, storage and transmission of confidential and other information in our computer systems and networks. Our computer systems, software and networks may be vulnerable to unauthorised access, computer viruses or other malicious code and other events that could compromise data integrity and security.

Any failure to effectively maintain or improve or upgrade our management information systems in a timely manner could materially and adversely affect our competitiveness, financial position and results of operations. Moreover, if any of these systems do not operate properly or are disabled or if there are other shortcomings or failures in our internal processes or systems, it could affect our operations or result in financial loss, disruption of our businesses, regulatory intervention or damage to our reputation. In addition, our ability to conduct business may be adversely impacted by a disruption in the infrastructure that supports our businesses and the localities in which we are located.

**28. *We face asset-liability mismatches which could affect our liquidity and consequently may adversely affect our operations and profitability.***

We face potential liquidity risks due to varying periods over which our assets and liabilities mature. As is typical for NBFCs, a portion of our funding requirements is met through short-term funding sources such as bank loans, working capital demand loans, cash credit, short term loans and commercial papers. However, each of our products differs in terms of the average tenor, average yield, average interest rates and average size of loan. The average tenor of our products is lesser than the average tenor of our liabilities. Typically,

the average maturity profile of our Company's lending portfolio is 4-5 months to 1 year whereas the liabilities are of a longer term. Consequently, since our assets are of short term and liabilities are of long term nature, our inability to obtain additional credit facilities or renew our existing credit facilities, in a timely and cost-effective manner or at all, may lead to liquidation/ non building of assets of our assets, which in turn may adversely affect our operations and financial performance. Further, mismatches between our assets and liabilities are compounded in case of pre-payments of the financing facilities we grant to our customers. Such prepayment of the financing facility, if further assets are not built up may affect the financial performance.

**29. *Any disassociation of our Company from "Muthoot Pappachan Group" could adversely affect our operations and profitability.***

Our Promoters collectively hold 78.75% of our paid-up Equity Share capital as on the date of this Prospectus. If our Promoters cease to exercise control over our Company as a result of any transfer of shares or otherwise, our ability to derive any benefit from the brand name "Muthoot Fincorp" and "Muthoot Pappachan" brand names and our goodwill as a part of the "Muthoot Pappachan" Group may be adversely affected, which in turn could adversely affect our business and results of operations. Any such change of control could also significantly influence our business policies and operations.

We benefit in several ways from other entities under the "Muthoot Pappachan" Group. Our customer base over the years has comprised of customers of other entities in the Muthoot Pappachan Group, such as customers of Muthoot Capital Services Limited and MHFCL. Accordingly, any disassociation of our Company from the Muthoot Pappachan Group could adversely affect our ability to attract customers and to expand our business, which in turn could adversely affect our goodwill, operations and profitability.

**30. *The trademark/service mark and logo in connection with the "Muthoot Pappachan" brand and the "Muthoot Fincorp" logo are pending registration in various classes including classes which pertain to our Company's business. Our failure to protect our intellectual property may adversely affect our goodwill, operations and profitability.***

The trademark/service mark and logo in connection with the "Muthoot Pappachan" brand and the "Muthoot Fincorp" logo are pending registration in various classes including classes which pertain to our Company's business. Our Promoters have applied for but not obtained registrations in connection with protection of the aforesaid trademarks and logos. There can be no assurance that our Promoters would be able to obtain registrations of the aforesaid logos and trademarks under each or all of the classes. Once such trademarks and/or logos are registered we intend to enter into an agreement with our Promoters for the use of such logos and/or trademarks. There can be no assurance that we would be able to enter into such agreement(s) with our Promoters on terms which are commercially favourable to us, or at all. Further, if the commercial terms and conditions including the consideration payable pursuant to the said agreement are revised unfavorably, our Company may be required to allocate larger portions of its profits and/or revenues towards such consideration, which would adversely affect our profitability.

Any failure to protect our intellectual property rights may adversely affect our competitive business position. If any of our unregistered trademarks or proprietary rights are registered by a third party, we may not be able to make use of such trademark or propriety rights in connection with our business and consequently, we may be unable to capitalize on the brand recognition associated with our Company. Until such time that we have rights in connections with registered trademarks, we can only seek relief against "passing off" by other entities. Accordingly, we may be required to invest significant resources in developing a new brand. Further, the intellectual property protection obtained by us may be inadequate and/or we may be unable to detect any unauthorised use and/or that we may need to undertake expensive and time-consuming litigation to protect our intellectual property rights and this may have an adverse effect on our business, prospects, results of operations and financial condition. We operate in a competitive environment and we believe that our brand recognition is a significant competitive advantage to us. Any such failure to protect our intellectual property rights could require us to incur additional costs and may adversely impact our goodwill, business prospects and results of operations. For further information, please see "Outstanding Litigations and Defaults" on page 414.

**31. *We do not own most of our branch offices and our registered office. Any failure on our part to execute and/or renew leave and license agreements and/or lease deeds in connection with such offices or failure to locate alternative offices in case of termination of the leases and/or leave and license arrangements in connection with any branch could adversely affect our operations and profitability.***

Our Registered Office and most of our branches are located on leased and/or licensed premises. If any of the owners of these premises does not renew an agreement under which we occupy the premises, attempt to evict us or seek to renew an agreement on terms and conditions unfavorable to us, we may suffer a disruption in our operations or increased costs, or both, which may adversely affect our business and results of operations. Further, most of our lease agreements with respect to our immovable properties may not be adequately stamped or duly registered. Unless such documents are adequately stamped or duly registered, such documents may be rendered as inadmissible as evidence in a court in India, may not be authenticated by any public officer, or attract penalty as prescribed under applicable law, which impact our ability to enforce these agreements effectively, which may result in a material adverse effect on the continuance of the operations and business of our Company.

**32. We have certain contingent liabilities which may adversely affect our financial condition if they materialise.**

Our financial statements disclosed and reflected the following contingent liabilities:

**Contingent Liabilities (to the extent not provided for)**

| (₹ in lakhs)  |                          |                      |                      |                      |
|---|--------------------------|----------------------|----------------------|----------------------|
| Particulars   | As at September 30, 2020 | As at March 31, 2020 | As at March 31, 2019 | As at March 31, 2018 |
| <b>Claims against the Company not acknowledged as debt</b>  |                          |                      |                      |                      |
| (i) Income Tax Demands  | 6,327.34                 | 6,327.34             | 6,065.85             | 6,065.85             |
| (ii) Service Tax Demands  | 5,106.18                 | 3,600.90             | 3,600.86             | 3,600.86             |
| (iii) Value Added Tax Demands   | 1,432.70                 | 1,432.70             | 2,294.21             | 1,432.69             |
| (iv) Bank Guarantees  | 36.59                    | 92.09                | 204.50               | 208.57               |
| (v) Cash Margin on Securitisation   | 3,752.39                 | 2,258.62             | 3891.32              | -                    |
| (vi) Some of the branches of the Company had received notices under the Kerala Money Lenders Act, 1958, for registration. The Company has challenged the same and currently the matter is before the Hon'ble Supreme Court. The Hon'ble Supreme Court has granted an interim stay till the disposal of the appeal. Pending the resolution of the same, no adjustments have been made in the financial statements for the required license fee and Security deposits.  |                          |                      |                      |                      |
| (vii) The Company has filed a Writ Petition before the Honourable High Court of Madras on 30th July, 2019 challenging the Order passed by the Income Tax Settlement Commission, Chennai Bench abating the proceedings before it relating to the Settlement Application filed by the Company dated December 17, 2017 ("Settlement Application"); and praying for stay on proceedings initiated by the Joint Commissioner of Income Tax (OSD), Central Circle, Thiruvananthapuram post abatement of proceedings by the Settlement Commission. The tax and interest due on the issues forming part of the Settlement Application totaled to ₹7,406 lakh. The Settlement Application related to notices received under Section 147 of the Income Tax Act, as per which the income chargeable to tax for the Financial Years 2011-12 to 2016-17 of MFL had escaped assessment, and Section 153A of the Income Tax Act, as per which MFL was required to prepare true and correct return of which MFL was assessable for the Assessment Years 2011-2012 to 2016-2017. The proceedings before the High Court of Madras is currently pending. |                          |                      |                      |                      |

For further information on such contingent liabilities, please see "Financial Statements" on page 125. In the event that any of these contingent liabilities materialise, our financial condition may be adversely affected.

**33. We and some of our Directors and Promoters are involved in various legal and other proceedings that if determined against us could have a material adverse effect on our business, financial condition and results of operations.**

We and some of our Directors and Promoters are currently involved in a number of legal proceedings arising in the ordinary course of our business. These proceedings are pending at different levels of adjudication before various courts and tribunals, primarily relating to civil suits and tax disputes. For further information relating to certain significant legal proceedings that we are involved in, please see "Outstanding Litigations and Defaults" on page 414.

We cannot provide any assurance in relation to the outcome of these proceedings. An adverse decision in these proceedings could materially and adversely affect our business, financial condition and results of operations. Further, there is no assurance that similar proceedings will not be initiated against us in the future.

**34. *We are required to comply with strict regulations and guidelines issued by regulatory authorities in India. Any noncompliance with such regulations/guidelines may affect our status of operations.***

We are regulated principally by and have reporting obligations to the RBI. We are also subject to the corporate, taxation and other laws in effect in India. The regulatory and legal framework governing us may continue to change as India's economy and commercial and financial markets evolve. In recent years, existing rules and regulations have been modified, new rules and regulations have been enacted and reforms have been implemented which are intended to provide tighter control and more transparency in India's asset finance sector.

Compliance with many of the regulations applicable to our operations may involve significant costs and otherwise may impose restrictions on our operations. If the interpretation of the regulators and authorities varies from our interpretation, we may be subject to penalties and the business of our Company could be adversely affected. Our present operations may not meet all regulatory requirements or subsequent regulatory amendments. There can be no assurance that changes in these regulations and the enforcement of existing and future rules by governmental and regulatory authorities will not adversely affect our business and future financial performance.

For instance, pursuant to RBI guidelines and based on the recommendations of the K.U.B Rao Committee, NBFCs are required to be more transparent to the borrower and bring standardization in valuation. Consequently, gold jewellery accepted as collateral shall have to be valued at the average of the closing price of 22 carat gold for the preceding 30 days as quoted by The Bombay Bullion Association Limited ("BBA") or the historical spot gold price data publicly disseminated by a commodity exchange regulated by the Forward Markets Commission. The Loan to Value ratio remains at 75%. While accepting the gold as collateral, NBFCs are required to give in writing to the borrower, on their letter head giving the purity (in terms of carats) and weight of the gold. If the gold is of purity less than 22 carats, the NBFC should translate the collateral into 22 carat and state the exact grams of the collateral. High value loans of ₹2 lakh and above must only be disbursed by cheque. Further, NBFCs have also been prohibited from issuing advertisements claiming the availability of loans in a matter of 2-3 minutes. Consequently, these guidelines could have an adverse effect on our results of operation and financial condition. For further information pertaining to the aforesaid guidelines, please see "Regulations and Policies" on page 431.

Further, existing NBFCs having more than 1,000 branches shall have to approach the RBI for prior approval for any further branch expansion.

**35. *Our ability to assess, monitor and manage risks inherent in our business differs from the standards of some of our counterparts in India and in some developed countries. Inability to effectively manage our risk management systems can adversely affect our business, financial condition and results of operation.***

We are exposed to a variety of risks, including liquidity risk, interest rate risk, credit risk, operational risk and legal risk. The effectiveness of our risk management is limited by the quality and timeliness of available data.

Our hedging strategies and other risk management techniques may not be fully effective in mitigating our risks in all market environments or against all types of risk, including risks that are unidentified or unanticipated. Some methods of managing risks are based upon observed historical market behavior. As a result, these methods may not predict future risk exposures, which could be greater than the historical measures indicated. Other risk management methods depend upon an evaluation of information regarding markets, customers or other matters. This information may not in all cases be accurate, complete, current, or properly evaluated. Management of operational, legal or regulatory risk requires, among other things, policies and procedures to properly record and verify a number of transactions and events. Although we have established these policies and procedures, they may not be fully effective. Our future success will depend, in part, on our ability to respond to new technological advances and evolving NBFC and gold loan sector standards and practices on a cost-effective and timely basis. The development and implementation of such technology entails significant technical and business risks. There can be no assurance that we will successfully implement new technologies or adapt our transaction-processing systems to customer requirements or

evolving market standards and any failure to do so can adversely affect our business, financial condition and results of operation.

**36. *We have entered into certain related party transactions and may continue to do so in the future.***

We have entered into transactions with related parties, within the meaning of AS 18 as notified by the Companies (Accounting Standards) Rules, 2006 including our Promoters, Directors and related entities. We can give no assurance that we could not have achieved more favourable terms had such transactions not been entered into with related parties. Furthermore, it is likely that we will enter into related party transactions in the future. There can be no assurance that such transactions, individually or in the aggregate, will not have an adverse effect on our financial condition and results of operations.

For further information on our related party transactions please see “*Financial Statements*” on page 125. Such transactions may give rise to current or potential conflicts of interest with respect to dealings between us and such related parties. Additionally, there can be no assurance that any dispute that may arise between us and related parties will be resolved in our favor.

**37. *Our success depends in large part upon our management team and key personnel and our ability to attract, train and retain such persons.***

Our ability to sustain our rate of growth depends significantly upon our ability to manage key issues such as selecting and retaining key managerial personnel, developing managerial experience to address emerging challenges and ensuring a high standard of client service. In order to be successful, we must attract, train, motivate and retain highly skilled employees, especially branch managers and product executives and gold assessment technical personnel. If we cannot hire additional qualified personnel or retain them, our ability to expand our business will be impaired and our revenue could decline. We will need to recruit new employees, who will have to be trained and integrated into our operations. In addition, we may not be able to hire and retain enough skilled and experienced employees to replace those who leave or may not be able to deploy and retain our employees to keep pace with continuing changes in technology, evolving standards and changing customer preferences. We will also have to train existing employees to adhere properly to internal controls and risk management procedures. Failure to train and motivate our employees properly may result in an increase in employee attrition rates, divert management resources and subject us to incurring additional human resource related expenditure. Hiring and retaining qualified and skilled managers are critical to our future, as our business model depends on our credit-appraisal and asset valuation mechanism, which are personnel-driven operations. Moreover, competition for experienced employees in the finance sector can be intense. Our inability to attract and retain talented professionals, or the resignation or loss of key management personnel, may have an adverse impact on our business and future financial performance.

**38. *Our results of operations could be adversely affected by any disputes with our employees.***

As of September 30, 2020, we employed 16009 employees including 243 contracted experts in our operations. Currently, none of our employees are members of any labor union. While we believe that we maintain good relationships with our employees, there can be no assurance that we will not experience future disruptions to our operations due to disputes or other problems with our work force, which may adversely affect our business and results of operations.

**39. *Our inability to obtain, renew or maintain our statutory and regulatory permits and approvals required to operate our business may have a material adverse effect on our business.***

We require certain statutory and/or regulatory permits and approvals for our business.

NBFCs in India are subject to strict regulations and supervision by the RBI. In addition to the numerous conditions required for the registration as a NBFC with the RBI, we are required to maintain certain statutory and regulatory permits and approvals for our business. In the future, we will be required to renew such permits and approvals and obtain new permits and approvals for any proposed operations. There can be no assurance that the relevant authorities will issue any of such permits or approvals in a timely manner or at all, and/or on favorable terms and conditions. Failure by us to comply with the terms and conditions to which such permits or approvals are subject, and/or to renew, maintain or obtain the required permits or approvals may result in the interruption of our operations and may have a material adverse effect on our business, financial condition and results of operations.



In addition, our branches are required to be registered under the relevant shops and establishments laws of the states in which they are located. The shops and establishment laws regulate various employment conditions, including working hours, holidays and leave and overtime compensation. If we fail to obtain or retain any of these approvals or licenses, or renewals thereof, in a timely manner, or at all, our business may be adversely affected. If we fail to comply, or a regulator claims we have not complied, with any of these conditions, our certificate of registration may be suspended or cancelled, and we shall not be able to carry on such activities.

**40. *We are subject to supervision and regulation by RBI as a non-deposit-taking systemically important NBFC, and any adverse changes in RBI's regulations governing us could adversely affect our business.***

We are regulated principally by and have reporting obligations to the RBI. We are also subject to the corporate, taxation and other laws in effect in India. The regulatory and legal framework governing us may continue to change as India's economy and commercial and financial markets evolve. In recent years, existing rules and regulations have been modified, new rules and regulations have been enacted and reforms have been implemented which are intended to provide tighter control and more transparency in India's asset finance sector. We are subject to the RBI's guidelines on financial regulation of NBFCs, including capital adequacy, exposure and other prudential norms. The RBI also regulates the credit flow by banks to NBFCs and provides guidelines to commercial banks with respect to their investment and credit exposure norms for lending to NBFCs. The RBI's regulations of NBFCs could change in the future which may require us to restructure our activities, incur additional cost, impose restrictions on banks in relation to the exposure to NBFCs or could otherwise adversely affect our business and our financial performance. The RBI, from time to time, amends the regulatory framework governing NBFCs to address, among others, concerns arising from certain divergent regulatory requirements for banks and NBFCs. For further information relating to the regulations and guidelines applicable to us, see "*Regulation and Policies*" on page 431. The laws and regulations governing the banking and financial services industry in India have become increasingly complex and cover a wide variety of issues, such as interest rates, liquidity, securitisation, investments, ethical issues, money laundering and privacy. In some cases, there are overlapping regulations and enforcement authorities. Moreover, these laws and regulations can be amended, supplemented or changed at any time such that we may be required to restructure our activities and incur additional expenses to comply with such laws and regulations, which could materially and adversely affect our business and our financial performance. Compliance with many of the regulations applicable to our operations in India, including any restrictions on investments, lending and other activities currently being carried out by our Company, involves a number of risks, particularly in areas where applicable regulations may be subject to varying interpretations. Further, compliance with many of the regulations applicable to our operations may involve significant costs and otherwise may impose restrictions on our operations. If the interpretation of the regulators and authorities varies from our interpretation, we may be subject to penalties and our business could be adversely affected. We are also subject to changes in Indian laws, regulations and accounting principles and practices. There can be no assurance that the laws governing our Company and its operations will not change in the future or that such changes or the interpretation or enforcement of existing and future laws and rules by governmental and regulatory authorities will not adversely affect our business and future financial performance.

In the ordinary course of business, loan borrowers of the Company have directly deposited cash as part of their loan repayments in the collection bank accounts of the Company with various bank aggregating to ₹ 60,639.52 lakhs during the period November 9, 2016 to December 30, 2016 the denomination wise details of which are not available with the company and hence the same could not be disclosed in the financial statements, standalone and consolidated of the Company for the year ended and as at March 31, 2017. This was also pointed in the report on other regulatory requirements by auditors of the Company forming part of their report to the members of the Company dated April 27, 2017 on the said financial statements reporting that they were not made available sufficient and appropriate audit evidence to report on the matter of denomination wise detail of such deposit of specified bank notes. Although the Company believes that action or omission, if any, in this regard was in pursuit of our business and in the interest of its stakeholders, there is no assurance that the same will be accepted by the concerned regulators and authorities. If the interpretation of the regulators and authorities varies from our interpretation, we may be subject to strictures or penalties in this regard by the regulatory authorities.

**41. *Our insurance coverage may not adequate to protect us against potential losses. Any liability in excess of our insurance claim could have a material adverse effect on our results of operations and financial position.***

We maintain such insurance coverage that we believe is adequate for our operations. Our insurance policies, however, may not provide adequate coverage in certain circumstances and are subject to certain deductibles, exclusions and limits on coverage. We cannot, however, assure you that the terms of our insurance policies will be adequate to cover any damage or loss suffered by us or that such coverage will continue to be available on reasonable terms or will be available in sufficient amounts to cover one or more large claims or that the insurer will not disclaim coverage as to any future claim.

A successful assertion of one or more large claims against us that exceeds our available insurance coverage or changes in our insurance policies including premium increases or the imposition of a larger deductible or co-insurance requirement could adversely affect our business, financial condition and results of operations. We maintain insurance cover for our free hold real estate and tangible properties and infrastructure at all owned and leased premises which provide insurance cover against loss or damage by fire, earthquake, lightning, riot, strike, storm, flood, explosion, aircraft damage, rock-slide and missile testing. Further we maintain insurance cover for employee fidelity, cash and gold in the office premises and in transit which provides insurance cover against loss or damage by employee theft, burglary, house breaking and hold up. The aggregate insured value covered by the various insurance policies we have subscribed may be less than the replacement cost of all covered property and may not be sufficient to cover all financial losses that we may suffer should a risk materialise. Further, there are many events that could significantly impact our operations, or expose us to third-party liabilities, for which we may not be adequately insured. If we were to incur a significant liability for which we were not fully insured, it could have a material adverse effect on our results of operations and financial position.

***42. Our internal procedures, on which we rely for obtaining information on our customers and loan collateral, may be deficient and result in business losses.***

We rely on our internal procedures for obtaining information on our customers and loan collateral provided. In the event of lapses or deficiencies in our procedures or in their implementation, we may be subject to business or operational risk. For example, in the event that we unknowingly receive stolen goods as collateral from a customer, the goods can be seized by the authorities. Once seized by the authorities, gold items will be stored in court storage facilities without a surety arrangement unless released to the Company from safe custody, upon a specific order. No recourse will generally be available to the Company in the event of such seizure, except the recovery of the loss from the customer.

***43. Increase in competition from our peer group in the finance sector may result in reduction of our market share, which in turn may adversely affect our profitability.***

We have been increasingly facing competition from domestic and foreign banks and NBFCs in each of our lines of businesses. Some of our competitors are very aggressive in underwriting credit risk and pricing their products and may have access to funds at a lower cost, wider networks and greater resources than our Company. Our financial condition and results of operations are dependent on our ability to obtain and maintain funds at low costs and to provide prompt and quality services to our customers. If our Company is unable to access funds at a cost comparable to or lower than our competitors, we may not be able to offer loans at competitive interest rates to our customers.

While our Company believes that it has historically been able to offer competitive interest rates on the loans extended to our customers, there can be no assurance that our Company will be able to continue to do so in the future. An increase in competition from our peer group may result in a decline in our market share, which may in turn result in reduced incomes from our operations and may adversely affect our profitability.

***44. Conflicts of interest may arise out of common business objects shared by our Company and certain other entities promoted by our Promoters.***

Certain decisions concerning our operations or financial structure may present conflicts of interest among our Promoters, other Shareholders, Directors, executive officers and the holders of equity shares. Our Promoters have interests in other companies and entities that may compete with us, including other companies and partnership firms that conduct businesses with operations that are similar to ours.

Our Promoters and Group entities have interests in the following entities that are engaged in businesses similar to ours and this may result in potential conflicts of interest with the Company.

### **Companies:**

- Muthoot Capital Services Limited;
- Muthoot Housing Finance Company Limited;
- Muthoot Microfin Limited;

Except as disclosed in this Prospectus, we have not entered into any non-compete agreement with our Promoter and/or such entities promoted by our Promoter. To this extent, we may have a potential conflict of interest between such entities and our Company. Further, there is no requirement or undertaking for our Promoters to conduct or direct any opportunities in the gold loans and/or NBFC business only to or through us. As a result, conflict of interests may arise in allocating or addressing business opportunities and strategies amongst our Company and other entities promoted by our Promoters in circumstances where our interests differ from theirs. In cases of conflict, our Promoters may favour other entities in which our Promoters have an interest, as listed above. There can be no assurance that the interests of our Promoters will be aligned in all cases with the interests of our minority shareholders or the interests of our Company. There can be no assurance that entities promoted by our Promoters will not compete with our existing business or any future business that we may undertake or that their interests will not conflict with ours.

Commercial transactions in the future between us and related parties could result in conflicting interests. A conflict of interest may occur directly or indirectly between our business and the business of our Promoters which could have an adverse effect on our operations. Conflicts of interest may also arise out of common business objectives shared by us, our Promoters, directors and their related entities. Our Promoters, directors and their related entities may compete with us and have no obligation to direct any opportunities to us. There can be no assurance that these or other conflicts of interest will be resolved in an impartial manner.

**45. *We may not be able to detect money-laundering and other illegal or improper activities fully or on a timely basis, which could expose us to additional liability and harm our business or reputation.***

We are required to comply with applicable anti-money-laundering, anti-terrorism laws and other applicable regulations in India. We, in the course of our operations, run the risk of failing to comply with the prescribed KYC procedures and the consequent risk of fraud and money laundering by dishonest customers despite putting in place systems and controls to prevent the occurrence of these risks. In our pursuit of business, we run the risk of inadvertently offering our financial products and services ignoring customer suitability and appropriateness despite having a Board approved customer suitability policy and associated processes in place. To the extent the Company fails to fully comply with applicable laws and regulations, the relevant government agencies to which the Company reports have the power and authority to impose fines and other penalties. In addition, the Company's business and reputation could suffer if customers use the Company for money-laundering or illegal or improper purposes. Any potential penalties or liabilities imposed by the relevant regulators on such matters may adversely affect the Company's financial condition and results of operations.

**46. *Any failure by us to identify, manage, complete and integrate acquisitions, divestitures and other significant transactions successfully could adversely affect our results of operations, business prospects and/or cash flows.***

Our current business strategy is to leverage on our experience in the gold loans industry and to expand our branch network and increase our gold loan portfolio. We cannot assure you that we will continue to follow these business strategies. In the future, we may decide to diversify into other businesses. We may also explore opportunities for expansion into new geographic markets outside India. We have stated our objectives for raising funds through the Issue and have set forth our strategy for our future business herein. However, depending on prevailing market conditions and other commercial considerations, our business model in the future may change from what is described herein. We cannot assure you that any diversification into other businesses will be beneficial to us. Further, any failure to successfully diversify in new businesses can adversely affect our financial condition.

As part of our business strategy, we may acquire complementary companies or businesses, divest non-core businesses or assets, enter into strategic alliances and joint ventures and make investments to further our business. In order to pursue this strategy successfully, we must identify suitable candidates for and successfully complete such transactions, some of which may be large and complex, and manage the

integration of acquired companies or employees. We may not fully realise all of the anticipated benefits of any such transaction within the anticipated timeframe or at all. Any increased or unexpected costs, unanticipated delays or failure to achieve contractual obligations could make such transactions less profitable or unprofitable. Managing business combination and investment transactions requires varying levels of management resources, which may divert our attention from other business operations, may result in significant costs and expenses and charges to earnings. The challenges involved in integration include:

- i. combining product offerings and entering into new markets in which we are not experienced;
- ii. consolidating and maintaining relationships with customers;
- iii. consolidating and rationalising transaction processes and corporate and information technology infrastructure;
- iv. integrating employees and managing employee issues;
- v. coordinating and combining administrative and other operations and relationships with third parties in accordance with applicable laws and other obligations while maintaining adequate standards, controls and procedures;
- vi. achieving savings from infrastructure integration; and
- vii. managing other business, infrastructure and operational integration issues.

Any such acquisition may also result in earnings dilution, the amortisation of goodwill and other intangible assets or other charges to operations, any of which could have a material adverse effect on our business, financial condition or results of operations. These acquisitions may give rise to unforeseen contingent risks or latent liabilities relating to these businesses that may only become apparent after the merger or the acquisition is finalised. Such acquisitions could involve numerous additional risks, including, without limitation, difficulties in the assimilation of the operations, products, services and personnel of any acquired company and could disrupt our ongoing business, distract our management and employees and increase our expenses.

In addition, in order to finance an acquisition, we may be required to make additional borrowings or may issue additional Equity Shares, potentially leading to dilution of existing shareholders.

**47. *We have not entered into any definitive agreements to utilise a substantial portion of the net proceeds of the Issue.***

We intend to use the Net Proceeds for the purposes described in “*Objects of the Issue*” on page 58. However, the net proceeds shall not be utilized for investment in real estate. Our management will have broad discretion to use the Net Proceeds and you will be relying on the judgment of our management regarding the application of these Net Proceeds. Our funding requirements are based on current conditions and are subject to change in light of changes in external circumstances or in our financial condition, business or strategy. Our management, in response to the competitive and dynamic nature of the industry, will have the discretion to revise its business plan from time to time. Any such change in our plans may require rescheduling of our current plans or discontinuing existing plans and an increase or decrease in the fund requirements for the objects, at the discretion of the management. Pending utilisation for the purposes described above, we intend to temporarily invest the funds in interest bearing liquid instruments including deposits with banks and investments in liquid (not equity) mutual funds. Such investments would be in accordance with the investment policies approved by our Board from time to time.

**48. *We continue to be controlled by our Promoters and they will continue to have the ability to exercise significant control over us. We cannot assure you that exercise of control by our Promoters will always favour our best interest.***

Our Promoters hold 78.75% of our total outstanding Paid Up Equity Shares as on September 30, 2020. Our Promoters exercise significant control over us, including being able to control the composition of our Board and determine matters requiring shareholder approval or approval of our Board. Our Promoters may take or block actions with respect to our business, which may conflict with our interests or the interests of our minority shareholders. By exercising their control, our Promoters could delay, defer or cause a change of our control or a change in our capital structure, delay, defer or cause a merger, consolidation, takeover or other business combination involving us, discourage or encourage a potential acquirer from making a tender offer or otherwise attempting to obtain control of us which may not favour our best interest.

**49. Our business and activities may be regulated by the Competition Act, 2002.**

The Competition Act, 2002 (the “**Competition Act**”) seeks to prevent business practices that have a material adverse effect on competition in India. Under the Competition Act, any arrangement, understanding or action in concert between enterprises, whether formal or informal, which causes or is likely to cause a material adverse effect on competition in India is void and attracts substantial monetary penalties. Any agreement that directly or indirectly determines purchase or sale prices, limits or controls production, shares the market by way of geographical area, market, or number of customers in the market is presumed to have a material adverse effect on competition. Provisions of the Competition Act relating to the regulation of certain acquisitions, mergers or amalgamations which have a material adverse effect on competition and regulations with respect to notification requirements for such combinations came into force on June 1, 2011. The effect of the Competition Act on the business environment in India is unclear. If we are affected, directly or indirectly, by the application or interpretation of any provision of the Competition Act, or any enforcement proceedings initiated by the Competition Commission of India, or any adverse publicity that may be generated due to scrutiny or prosecution by the Competition Commission of India, it may have a material adverse effect on our business, prospects, results of operations, cash flows and financial condition.

**50. We are required to prepare our financial statements with effect from April 1, 2018 under the Ind AS. As Ind AS differs in various respects from Indian GAAP, our financial statements for the Fiscal 2019 and Fiscal 2020 may not be comparable to our historical financial statements.**

Our Company’s financial statements for the Fiscals ended March 31, 2018, 2017 and 2016 have been prepared in accordance with Indian GAAP. In January 2016, the Ministry of Corporate Affairs laid out a road map for implementation of Ind AS for scheduled commercial banks, insurance companies and NBFCs. NBFCs are required to prepare Ind AS based financial statements (consolidated and individual) in two phases. Under Phase I, NBFCs that have a net worth of ₹500 crores or more, including our Company, and their holding, subsidiary, joint venture or associate companies are required to prepare Ind AS based financial statements for accounting periods beginning from April 1, 2018 onwards with comparatives for the periods ending March 31, 2018 or thereafter. Under Phase II, NBFCs whose equity and/or debt securities are listed or are in the process of being listed on any stock exchange in India or outside India and have a net worth less than ₹ 500 crores, NBFCs that are not listed and have a net worth of more than ₹ 250 crores but less than ₹ 500 crores, and their respective holding, subsidiary, joint venture or associate companies are required to prepare Ind AS based financial statements for accounting periods beginning from April 1, 2019 onwards with comparatives for the periods ending March 31, 2019 or thereafter. NBFCs that have a net worth below ₹ 250 crores shall continue to apply Accounting Standards specified in Annexure to the Companies (Accounting Standards) Rules, 2006, as amended by the Companies (Accounting Standards) (Amendment) Rules, 2016. Accordingly, we have adopted Ind AS notified under Section 133 of the Companies Act 2013 read with the Companies (Indian Accounting Standards) Rules, 2015 as amended, from April 1, 2018 and the effective date of such transition was April 1, 2017. The impact of transition has been recorded in the opening reserves as at April 1, 2017 and the corresponding figures, presented in the standalone financial statements of the Company for the year ended March 31, 2018, have been restated/reclassified. Therefore, our standalone financial statements for the year ended March 31, 2019 and March 31, 2020 and half year ended September 30, 2020 are prepared in accordance with Ind AS and are not comparable to our historical financial statements. There are significant differences between RBI regulations and Ind AS. The RBI has issued circular bearing reference no. RBI/2019-20/170 DOR (NBFC).CC.PD.No.109/22.10.106/2019-20 dated March 13, 2020 with respect to implementation of IND AS by NBFCs. From April 1, 2018, the Company has computed key parameters including capital adequacy ratio, risk weighted assets, net owned fund, gross NPA, provision for non-performing assets derived from the financial statement prepared in accordance with Ind AS. These computations may undergo changes if the RBI issues any further guidelines for such computations with retrospective effect.

**51. The new bankruptcy code in India may affect our rights to recover loans from borrowers.**

The Insolvency and Bankruptcy Code, 2016 (“**Bankruptcy Code**”) was notified on August 5, 2016. The Bankruptcy Code offers a uniform and comprehensive insolvency legislation encompassing all companies, partnerships and individuals (other than financial firms). It allows creditors to assess the viability of a debtor as a business decision, and agree upon a plan for its revival or a speedy liquidation. The Bankruptcy Code creates a new institutional framework, consisting of a regulator, insolvency professionals, information utilities and adjudicatory mechanisms, which will facilitate a formal and time-bound insolvency resolution and liquidation process. In case insolvency proceedings are initiated against a debtor to our Company, we may

not have complete control over the recovery of amounts due to us. Under the Bankruptcy Code, upon invocation of an insolvency resolution process, a committee of creditors is constituted by the interim resolution professional, wherein each financial creditor is given a voting share proportionate to the debts owed to it. Bankruptcy Code provides a 180-day timeline which may be extended by 90 days when dealing with insolvency resolution applications. Subsequently, the insolvency resolution plan prepared by the insolvency professionals has to be approved by 66% of voting share of financial creditors, which requires sanction by the adjudicating authority and, if rejected, the adjudicating authority will pass an order for liquidation. Any resolution plan approved by committee of creditors is binding upon all creditors, even if they vote against it. In case a liquidation process is opted for, the Bankruptcy Code provides for a fixed order of priority in which proceeds from the sale of the debtor's assets are to be distributed. Before sale proceeds are distributed to a secured creditor, they are to be distributed for the costs of the insolvency resolution and liquidation processes, debts owed to workmen and other employees, and debts owed to unsecured creditors. Further, under this process, dues owed to the Central and State Governments rank at par with those owed to secured creditors. Moreover, other secured creditors may decide to opt out of the process, in which case they are permitted to realise their security interests in priority. Accordingly, if the provisions of the Bankruptcy Code are invoked against any of the borrowers of our Company, it may affect our Company's ability to recover our loans from the borrowers and enforcement of our Company's rights will be subject to the Bankruptcy Code.

Further, the GoI vide notification dated March 24, 2020 ("**Notification**") has amended section 4 of the Bankruptcy Code due the lingering impact of the COVID-19 pandemic. Pursuant to the said Notification, GoI has increased the minimum amount of default under the insolvency matters from ₹1,00,000 to ₹1,00,00,000. Therefore, the ability of our Company to initiate insolvency proceedings against the defaulters where the amount of default in an insolvency matter is less than ₹1,00,00,000 may impact the recovery of outstanding loans and profitability of our Company.

## **EXTERNAL RISK FACTORS**

### **Risks Relating to the Indian Economy**

#### ***52. A slowdown in economic growth in India could cause our business to be adversely affected.***

Our results of operations are significantly affected by factors influencing the Indian economy and the global economy in general. Any slowdown in economic growth in India could adversely affect us, including our ability to grow our loan portfolio, the quality of our assets, and our ability to implement our strategy.

Any slowdown in the growth or negative growth of sectors where we have a relatively higher exposure could adversely impact our performance. Any such slowdown, and in particular the financing requirement of our customers could adversely affect our business, prospects, results of operations and financial condition.

#### ***53. Political instability or changes in GoI could adversely affect economic conditions in India generally, and consequently, our business in particular.***

GoI has traditionally exercised and continues to exercise a significant influence over many aspects of the economy. Since 1991, successive governments have pursued policies of economic and financial sector liberalisation and deregulation and encouraged infrastructure projects. There can be no assurance that these liberalized policies will continue in the future as well. A significant change in GoI's policies in the future, particularly in respect of the gold loan NBFCs and the gold loan industry, could affect business and economic conditions in India. This could also adversely affect our business, prospects, results of operations and financial condition.

#### ***54. We may be adversely affected by increase in taxes and duties.***

Tax and other levies imposed by the central and state governments in India that affect our tax liability include central and state taxes and other levies, income tax, goods and service tax, stamp duty and other special taxes and surcharges which are introduced on a temporary or permanent basis from time to time. Moreover, the central and state tax scheme in India is extensive and subject to change from time to time. Taxes and duties, including those taxes and duties on certain types of trade transactions and industries affecting the movement and transportation of goods in India, may affect our business, financial condition and results of operations. There can be no assurance that the current levels of taxes, tariffs and duties will not increase in the future, or

that State Governments will not introduce additional levies, each of which may result in increased operating costs and lower income. To the extent additional levies are imposed, there can be no assurance that we will be able to pass such cost increases on to our customers.

**55. *Significant fluctuations in exchange rates between the Rupee and foreign currencies may have an adverse effect on our results of operations.***

Our results of operations may be adversely affected if the Indian rupee fluctuates significantly against foreign currencies or if our hedging strategy is unsuccessful. To the extent that our income and expenditures are not denominated in Indian rupees, despite us entering into foreign exchange hedging contracts from time to time, exchange rate fluctuations could affect the amount of income and expenditure we recognise. In addition, the policies of RBI may also change from time to time, which may limit our ability to hedge our foreign currency exposures adequately.

**56. *Natural calamities could have a negative impact on the Indian economy and could cause our business to be adversely affected.***

India has experienced natural calamities such as earthquakes, tsunami, floods and drought in the recent past. The extent and severity of these natural disasters determine their impact on the Indian economy. In previous years, many parts of India received significantly less than normal rainfall. As a result, the agricultural sector recorded minimal growth. Prolonged spells of below normal rainfall in the country or other natural calamities could have a negative impact on the Indian economy, thereby affecting our business, prospects, results of operations and financial condition.

**57. *If regional hostilities, terrorist attacks or social unrest in India increases, our business could be adversely affected.***

India has from time to time experienced social and civil unrest and hostilities within itself and with neighbouring countries. India has also experienced terrorist attacks in some parts of the country. India has experienced terrorist attacks in some parts of the country, including in July 2011 in Mumbai, India's financial capital, which resulted in the loss of life, property and business. These hostilities and tensions and/or the occurrence of terrorist attacks have the potential to cause political or economic instability in India and adversely affect our business and future financial performance. Further, India has also experienced social unrest in some parts of the country. If such tensions occur in other parts of the country, leading to overall political and economic instability, it could have an adverse effect on our business, prospects, results of operations and financial condition. These hostilities and tensions could lead to political or economic instability in India and possible adverse effects on the Issuer's business, its future financial performance and the trading price of the NCDs. Furthermore, India has also experienced social unrest in some parts of the country. If such tensions occur in other parts of the country, leading to overall political and economic instability, it could have an adverse effect on the Issuer's business, future financial performance and the trading price of the NCDs.

**58. *If more stringent labour laws or other industry standards in the jurisdictions in which we operate become applicable to us, our profitability may be adversely affected.***

We are subject to a number of stringent labour laws and restrictive contractual covenants related to levels of employment. India has stringent labour legislation that protects the interests of workers, including legislation that sets forth detailed procedures for dispute resolution and employee removal, payment of overtime to employees and legislation that imposes financial obligations on employers upon retrenchment. In the future, if we are also required to supply manpower as part of our services, we shall incur additional cost in addition to be exposed to other labour legislation. If labour laws become more stringent or are more strictly enforced, it may become difficult for us to maintain flexible human resource policies, discharge employees or downsize, any of which could adversely affect our business, results of operations, financial condition and cash flows.

**59. *Any downgrading of India's sovereign rating by an international rating agency (ies) may affect our business and our liquidity to a great extent.***

Any adverse revision to India's credit rating for domestic and international debt by international rating agencies may adversely impact our ability to raise additional finances at favorable interest rates and other commercial terms. This could have an adverse effect on our growth, financial performance and our operations.

Instances of corruption in India have the potential to discourage investors and derail the growth prospects of the Indian economy. Corruption creates economic and regulatory uncertainty and could have an adverse effect on our business, profitability and results of operations. The Indian economy has had sustained periods of high inflation. Should inflation continue to increase sharply, our profitability and results of operations may be adversely impacted. High rates of inflation in India could increase our employee costs which could have an adverse effect on our profitability and results of operations.

**60. *A decline in India's foreign exchange reserves may affect liquidity and interest rates in the Indian economy, which could adversely impact our financial condition.***

A decline in India's foreign exchange reserves could impact the valuation of the Rupee and could result in reduced liquidity and higher interest rates which could adversely affect our financial condition.

**61. *Changing laws, rules and regulations and legal uncertainties, including adverse application of tax laws and regulations, may adversely affect our business and financial performance.***

Our business and financial performance could be adversely affected by unfavourable changes in or interpretations of existing, or the promulgation of new laws, rules and regulations applicable to us and our business.

There can be no assurance that the Government of India may not implement new regulations and policies which will require us to obtain approvals and licenses from the Government of India and other regulatory bodies or impose onerous requirements and conditions on our operations. Any such changes and the related uncertainties with respect to the applicability, interpretation and implementation of any amendment to, or change to governing laws, regulation or policy in the jurisdictions in which we operate may have a material adverse effect on our business, financial condition and results of operations. In addition, we may have to incur expenditures to comply with the requirements of any new regulations, which may also materially harm our results of operations. Any unfavourable changes to the laws and regulations applicable to us could also subject us to additional liabilities.

The application of various Indian tax laws, rules and regulations to our business, currently or in the future, is subject to interpretation by the applicable taxation authorities. If such tax laws, rules and regulations are amended, new adverse laws, rules or regulations are adopted or current laws are interpreted adversely to our interests, the results could increase our tax payments (prospectively or retrospectively) and/or subject us to penalties. Further, changes in capital gains tax or tax on capital market transactions or sale of shares could affect investor returns. As a result, any such changes or interpretations could have an adverse effect on our business and financial performance.

Further, the Government of India has on July 1, 2017, introduced a comprehensive national goods and services tax ("GST") regime that combines taxes and levies by the central and state Governments into a unified rate structure. While the Government of India and other state governments have announced that all committed incentives will be protected under the GST, given the limited availability of information in the public domain concerning the GST, we are unable to provide any assurance as to this or any other aspect of the tax regime. Any such future increases or amendments may affect the overall tax efficiency of companies operating in India and may result in significant additional taxes becoming payable.

**62. *We face risks related to public health epidemics in India.***

Our business could be materially and adversely affected by the outbreak of public health epidemics, or the fear of such an outbreak, in India or elsewhere. In January 2020, an outbreak of a strain of coronavirus, COVID-19, which originated in Wuhan, China, began to spread globally, with cases recorded in Australia, Italy, Japan, Korea, Thailand, India, the United States, among other countries. On January 30, 2020, the World Health Organization declared the COVID-19 outbreak a health emergency of international concern. Governments in affected areas, including heavily industrial areas in China, Southeast Asia and other areas have imposed a number of measures designed to contain the outbreak, including business closures, travel restrictions, quarantines and cancellations of gatherings and events. This in turn has impacted the operation of businesses, reduced regional travels and trade and lowered industrial production and consumption demand. The COVID-19 outbreak is ongoing and the actual extent of the outbreak and its impact on the economy in India and globally remains uncertain and may be severe. If the outbreak of any of these viruses or other severe viruses, continues for an extended period, occurs again and/or increases in severity, it could have an adverse



effect on economic activity in India, and could materially and adversely affect our business, financial condition and results of operations. Similarly, any other future public health epidemics in India could materially and adversely affect our business, financial condition, results of operations and prospects.

## **RISKS RELATING TO THE NCDS**

### ***63. We have not independently verified certain industry data in this Prospectus.***

We and the Lead Manager have not independently verified the data from industry publications contained herein including the IMaCS Report and although we believe these sources to be reliable, we cannot assure you that they are complete or reliable. Such data may also be produced on a different basis from comparable information compiled with regards to other countries. Unless stated otherwise, macroeconomic and industry data used throughout this Prospectus has been obtained from the IMaCS Report and from publicly available data prepared by providers of industry information, government sources and multilateral institutions. Therefore, matters relating to India, the Indian economy, as well as NBFCs, the gold loan industry, that are included herein are subject to the caveat that the statistical and other data upon which it is based have not been verified by us and may be incomplete, inaccurate or unreliable. Due to possibly flawed or ineffective data collection methods or discrepancies between published information and market practice and other problems, the statistics herein may be inaccurate or may not be comparable to statistics produced elsewhere and should not be unduly relied upon. Further, we cannot assure you that they are stated or compiled on the same basis or with the same degree of accuracy, as the case may be, elsewhere.

### ***64. There is no assurance that the NCDs issued pursuant to the Issue will be listed on BSE in a timely manner.***

In accordance with Indian law and practice, permissions for listing and trading of the NCDs issued pursuant to the Issue will not be granted until after the NCDs have been issued and allotted. While an in-principle approval from the BSE has been obtained prior to filing of the final Prospectus, approval for listing and trading will require all relevant documents to be submitted to BSE. While the Company will use its best efforts to ensure that all steps for completion of the necessary formalities for allotment, listing and commencement of trading at BSE are taken within 6 Working Days of the Issue Closing Date, there can be no assurance that it will be completed in a timely manner. There could be a failure or delay in listing the NCDs on BSE.

We cannot assure you that the monies refundable to you, on account of (a) withdrawal of your applications, (b) withdrawal of the Issue, or (c) failure to obtain the final approval from the BSE for listing of the NCDs, will be refunded to you in a timely manner. We, however, shall refund such monies, without interest, as prescribed under applicable statutory and/or regulatory provisions.

### ***65. You may not be able to recover, on a timely basis or at all, the full value of the outstanding amounts and/or the interest accrued thereon in connection with the NCDs.***

Our ability to pay interest accrued on the NCDs and/or the principal amount outstanding from time to time in connection therewith would be subject to various factors, including our financial condition, profitability and the general economic conditions in India and in the global financial markets. We cannot assure you that we would be able to repay the principal amount outstanding from time to time on the NCDs and/or the interest accrued thereon in a timely manner, or at all. Although the Company has undertaken to create appropriate security in favour of the Debenture Trustee to the Issue for the Secured NCD Holders on the assets adequate to ensure 100% security cover on the outstanding amounts of the Secured NCDs and interest thereon, the realisable value of the secured assets may be lower than the outstanding principal and/or interest accrued thereon in connection with the Secured NCDs. A failure or delay to recover the expected value from a sale or disposition of the assets charged as security in connection with the Secured NCDs could expose you to a potential loss.

### ***66. Changes in interest rates may affect the trading price of the NCDs.***

All securities where a fixed rate of interest is offered, such as the NCDs, are subject to price risk. The price of such securities will vary inversely with changes in prevailing interest rates, i.e., when interest rates rise, prices of fixed income securities fall and when interest rates drop, the prices increase. The extent of fall or rise in the prices is a function of the existing coupon rate, days to maturity and the increase or decrease in the level of prevailing interest rates. Increased rates of interest, which frequently accompany inflation and/or a

growing economy, are likely to have a negative effect on the trading price of the NCDs.

**67. Any downgrading in credit rating of our NCDs may affect the trading price of our NCDs.**

CRISIL has by way of its letter no. MUFILT/259269/CP/15092020 dated December 4, 2020 assigned a rating of “A (Stable)” to the NCDs. We cannot guarantee that these ratings will not be downgraded. These ratings may be suspended, withdrawn or revised at any time. Any revision or downgrading in the credit rating may lower the trading price of the NCDs and may also affect our ability to raise further debt.

**68. Securities on our Secured NCDs rank as subservient residual charge on the current assets of the Company**

Substantially all of our Company’s current assets represented mainly by the gold loan receivables are being used to secure our Company’s debt. As on September 30, 2020 and March 31, 2020, our Company’s secured debt outstanding is ₹ 13,26,032 lakhs and ₹10,54,427.00 lakhs, respectively. The Secured NCDs being issued shall be secured by way of subservient charge with existing secured creditors on all loan receivables (both present and future) of the company in favour of Debenture Trustee to be held on *pari-passu* basis among the present and / or future NCD holders, as may be applicable. Residual loan receivables amount available to secure the Secured NCDs are adequate to ensure 100.00% asset cover for the total value of the Secured NCDs the realisable value of the assets charged as security, when liquidated, may be lower than the outstanding principal and/or interest accrued thereon in connection with the Secured NCDs. A failure or delay in recovering the expected value from a sale or disposition of the assets charged as security in connection with the Secured NCDs could expose you to a potential loss.

**69. Payments made on the NCDs will be subordinated to certain tax and other liabilities preferred by law.**

The Secured NCDs will be subordinated to certain liabilities preferred by law such as claims of GoI on account of taxes, and certain liabilities incurred in the ordinary course of our transactions. In particular, in the event of bankruptcy, liquidation or winding-up, our assets will be available to pay obligations on the Secured NCDs only after all of those liabilities that rank senior to these Secured NCDs have been paid in accordance with the provisions of the Companies Act. In the event of bankruptcy, liquidation or winding-up, there may not be sufficient assets remaining, after paying amounts relating to these proceedings, to pay amounts due on the Secured NCDs.

**70. The Company may raise further borrowings and charge its assets after receipt of necessary consents from its existing lenders.**

The Company may, subject to receipt of all necessary consents from its existing lenders and the Debenture Trustee to the Issue, raise further borrowings and charge its assets. The Company is free to decide the nature of security that may be provided for future borrowings and this may rank *pari passu with similar ranking* with the security created for this Issue. In such a scenario, the NCD Holders will rank *pari passu* with other creditors of similar ranking, after exhausting the first *pari passu* holders’ liabilities and to that extent, the amounts recoverable by the NCD Holders upon the Company’s bankruptcy, winding-up or liquidation may stand reduced.

**71. The Issuer, being a NBFC is not required to maintain a debenture redemption reserve (“DRR”)**

Pursuant to a Ministry of Corporate Affairs notification dated August 16, 2019 amending Section 71 of the Companies Act, 2013 and Rule 18 (7) of the Companies (Share Capital and Debentures) Rules, 2014, an NBFC is not required to maintain DRR for debentures issued through a public issue. Hence, investors shall not have the benefit of reserve funds to cover the re-payment of the principal and interest on the NCDs.

**72. There are other lenders and debenture trustees who have *pari passu* charge over the Security provided**

There are other lenders and debenture trustees of the Company who have *pari passu* charge over the security provided for the Issue. While the Company is required to maintain security cover of 100% of the outstanding amount of the NCDs and the interest thereon, upon the Company’s bankruptcy, winding-up or liquidation, the other lenders and debenture trustees of similar ranking will rank *pari passu* with the secured NCD holders, after exhausting the first *pari passu* holders and to that extent, may reduce the amounts recoverable by the secured NCD holders. Pursuant to Regulation 17(2) read with Schedule I of the SEBI Debt Regulations, the Company is required to obtain permissions / consents from the prior creditors in favour of the debenture

trustee for creation of such similar ranking *pari passu* charge and the same is required to be disclosed. The Company has applied to the prior creditors for such permissions / consents. Some of them are still pending. The Company will only be able to file the final prospectus with the Registrar of Companies after obtaining such permissions /consents and disclosing it in the prospectus.

**73. *The fund requirement and deployment mentioned in the Objects of the Issue have not been appraised by any bank or financial institution.***

We intend to use the proceeds of the Issue, after meeting the expenditures of and related to the Issue, for the purpose of onward lending, financing and for repayment of interest and principal of existing borrowings of our Company. For further details, see “*Objects of the Issue*” beginning on page 58. The fund requirement and deployment is based on internal management estimates and has not been appraised by any bank or financial institution. The management will have significant flexibility in applying the proceeds received by us from the Issue. Further, according to the provisions of the SEBI Debt Regulations, we are not required to appoint a monitoring agency and therefore no monitoring agency has been appointed for this Issue.

**74. *There may be no active market for the NCDs on the retail debt market/capital market segment of the BSE. As a result, the liquidity and market prices of the NCDs may fail to develop and may accordingly be adversely affected.***

There can be no assurance that an active market for the NCDs will develop. If an active market for the NCDs fails to develop or be sustained, the liquidity and market prices of the NCDs may be adversely affected. The market price of the NCDs would depend on various factors inter alia including (i) the interest rate on similar securities available in the market and the general interest rate scenario in the country, (ii) the market price of our Equity Shares, (iii) the market for listed debt securities, (iv) general economic conditions, and, (v) our financial performance, growth prospects and results of operations. The aforementioned factors may adversely affect the liquidity and market price of the NCDs, which may trade at a discount to the price at which you purchase the NCDs and/or be relatively illiquid.

**75. *The liquidity for the NCDs in the secondary market is very low and it may remain so in the future and the price of the NCDs may be volatile.***

The Issue will be a new public issue of NCDs for our Company and the liquidity in NCDs at present is very low in the secondary market. Although an application has been made to list the NCDs on BSE, there can be no assurance that liquidity for the NCDs will improve, and if liquidity for the NCDs were to improve, there is no obligation on us to maintain the secondary market. The liquidity and market prices of the NCDs can be expected to vary with changes in market and economic conditions, our financial condition and prospects and other factors that generally influence market price of NCDs. Such fluctuations may significantly affect the liquidity and market price of the NCDs, which may trade at a discount to the price at which you purchase the NCDs.

**76. *There are certain risks in connection with the Unsecured NCDs.***

The Unsecured NCDs will be in the nature of subordinated debt and hence the claims of the holders thereof will be subordinated to the claims of other secured and other unsecured creditors of our Company. Further, since no charge upon the assets of our Company would be created in connection with the Unsecured NCDs, in the event of default in connection therewith, the holders of Unsecured NCDs may not be able to recover their principal amount and/or the interest accrued thereon in a timely manner, for the entire value of the Unsecured NCDs held by them or at all. Accordingly, in such a case the holders of the Unsecured NCDs may lose all or a part of their investment therein. Further, the payment of interest and the repayment of the principal amount before the due maturity in connection with the Unsecured NCDs would be subject to the requirements of RBI, which may also require our Company to obtain prior approval from the RBI in certain circumstances.

## SECTION III : INTRODUCTION

### GENERAL INFORMATION

Our Company was incorporated on June 10, 1997, as Muthoot Debt Management Services Limited as a public limited company under the provisions of the Companies Act, 1956 and was granted a certificate of incorporation by the RoC *vide* a certificate dated June 10, 1997. The Company received a certificate for commencement of business on June 10, 1997. Subsequently, the name of the Company was changed to Muthoot Fincorp Limited and a fresh certificate of incorporation dated March 19, 2002 was issued to the Company by the RoC.

The Company was registered as a non-deposit accepting NBFC with the RBI pursuant to the certificate of registration No. 16.00170 dated July 23, 2002 issued by the RBI under Section 45 IA of the RBI Act.

For further details regarding the Promoter and the group companies please refer to “*Our Promoter*” at page 122. For further details regarding changes to the name and registered office of our Company, see “*History and Certain Corporate Matters*” on page 95.

#### Registered Office

##### **Muthoot Fincorp Limited**

Muthoot Centre, TC No 14/2074-7  
Punnen Road  
Trivandrum – 695 039, Kerala  
Tel: +91 471 491 1550  
Fax: +91 471 23 3156

#### Corporate Office

##### **Muthoot Fincorp Limited**

Muthoot Centre, Spencer Junction,  
Trivandrum – 695 001, Kerala  
Tel: +91 471 491 1430  
Fax: +91 471 491 1569

**Registration no.:** 011518

**Corporate Identification Number:** U65929KL1997PLC011518

**Legal Entity identifier:** 335800CBWTUJAMOFVP96

#### Chief Financial Officer

Mr. Thomas Muthoot  
Muthoot Towers, 6<sup>th</sup> Floor  
M.G. Road, Opp. Abad Plaza  
Ernakulam – 682 035, Kerala  
Tel: +91 484 236 6870  
Fax: +91 484 416 1616  
Email: tthomas@muthoot.com

#### Compliance Officer and Company Secretary

Mr. T.D. Mathai  
Muthoot Centre, Punnen Road  
Trivandrum – 695 039, Kerala  
Tel: +91 471 491 1563  
Fax: +91 471 233 1560  
Email: cs@muthootfincorp.com

Investors may contact the Registrar to the Issue or the Compliance Officer in case of any pre- Issue or post Issue related issues such as non-receipt of Allotment Advice, demat credit, refund orders, or interest on application money etc.

All grievances relating to the Issue may be addressed to the Registrar to the Issue, giving full details such as name, Application Form number, address of the Applicant, number of NCDs applied for, amount paid on application, Depository Participant and the Bidding Centre of the relevant members of the Lead Manager where the Application was submitted.

All grievances relating to the ASBA process may be addressed to the Registrar to the Issue with a copy to the relevant SCSB, giving full details such as name, address of Applicant, Application Form number, number of NCDs applied for, amount blocked on Application and the Designated Branch or the collection centre of the SCSB where the Application Form was submitted by the ASBA Applicant.

All grievances arising out of Applications for the NCDs made through the Online Stock Exchanges Mechanism or through Trading Members may be addressed directly to the Stock Exchange.

### **Lead Manager**

#### **SMC Capitals Limited**

A – 401/402, Lotus Corporate Park  
Jai Coach Junction,  
Off Western Express Highway  
Goregaon (East), Mumbai – 400 063  
Maharashtra  
Tel: +91 22 6648 1818  
Fax: +91 22 6734 1697  
Website: [www.smccapitals.com](http://www.smccapitals.com)  
Email: [mflncd2020@smccapitals.com](mailto:mflncd2020@smccapitals.com)  
Investor Grievance Email: [investor.grievance@smccapitals.com](mailto:investor.grievance@smccapitals.com)  
Contact person: Mr. Satish Mangutkar / Mr. Bhavin Shah  
Compliance Officer: Ms. Vaishali Gupta  
SEBI Registration No.: INM000011427

### **Debenture Trustee**

#### **SBI CAP Trustee Company Limited**

4th Floor, Mistry Bhavan  
3122, Dinshaw Wachha Road  
Churchagte, Mumbai – 400020  
Maharashtra  
Tel: +91 022- 43025555  
Fax: +91 022-22040465  
E-mail: [corporate@sbicaptrustee.com](mailto:corporate@sbicaptrustee.com)  
Investor Grievance Email: [investor.cell@sbicaptrustee.com](mailto:investor.cell@sbicaptrustee.com)  
Website: [www.sbicaptrustee.com](http://www.sbicaptrustee.com)  
Contact Person: Ms Anupama Naidu  
SEBI Registration No.: IND000000536

SBI CAP Trustee Company Limited has pursuant to Regulation 4(4) of SEBI Debt Regulations, by its letter dated November 23, 2020 given its consent for its appointment as the Debenture Trustee to the Issue and for their name to be included in this Prospectus and in all the subsequent periodical communications to be sent to the holders of the NCDs issued pursuant to this Issue.

All the rights and remedies of the NCD Holders under this Issue shall vest in and shall be exercised by the appointed Debenture Trustee for this Issue without having it referred to the NCD Holders. All investors under this Issue are deemed to have irrevocably given their authority and consent to the Debenture Trustee so appointed by our Company for this Issue to act as their trustee and for doing such acts and signing such documents to carry out their duty in such capacity. Any payment by our Company to the NCD Holders/Debenture Trustee, as the case may be, shall, from the time of making such payment, completely and irrevocably discharge our Company pro

tanto from any liability to the NCD Holders.

## **Registrar**

### **Integrated Registry Management Services Private Limited**

II Floor, Kences Towers  
No. 1 Ramakrishna Street  
T. Nagar, Chennai – 600 017, Tamil Nadu  
Tel: +91 44 2814 0801 - 803  
Fax: +91 44 2814 2479  
Email: mfinipo@integratedindia.in  
Investor Grievance Email: sureshbabu@integratedindia.in  
Website: www.integratedindia.in  
Contact Person: Mr. Sriram S  
SEBI Registration Number: INR000000544

Applicants or prospective investors may contact the Registrar to the Issue or the Company Secretary & Compliance Officer in case of any pre-Issue or post-Issue related problems, such as non-receipt of Allotment Advice, demat credit, refunds or transfers, etc. All grievances relating to the Issue may be addressed to the Registrar to the Issue, giving full details such as name, Application Form number, address of the Applicant, number of NCDs applied for, amount paid on application, Depository Participant (“DP”) and the collection center of the relevant members of the Designated Intermediaries appointed in relation to the Issue (“Syndicate”) where the Application was submitted.

All grievances relating to the ASBA process may be addressed to the Registrar to the Issue with a copy to either (a) the relevant Designated Branch of the SCSB where the Application Form was submitted by the ASBA Applicant, or (b) the concerned Designated Intermediary and the relevant Designated Branch of the SCSB in the event of an Application submitted by an Applicant at any of the Syndicate ASBA Centers, giving full details such as name, address of Applicant, Application Form number, number of NCDs applied for and amount blocked on Application.

All grievances arising out of Applications for the NCDs made through the Online Stock Exchanges Mechanism or through Designated Intermediaries of the Stock Exchanges may be addressed directly to the relevant Stock Exchange.

## **Statutory Auditor**

M/s. Rangamani & Co  
Chartered Accountants  
17/598, II Floor, Card Bank Buildings  
West of YMCA Bridge  
Alleppey-C1  
Tel: +91 477 226 1542  
Email: sreenivasan2121@gmail.com  
Contact Person: Mr. Mani  
Firm Registration No: 003050S

M/s. Rangamani & Co. has been the statutory auditor since September 25, 2017.

## **Credit Rating Agency**

### **CRISIL Limited**

CRISIL House,  
Central Avenue, Hiranandani Business Park,  
Powai,  
Mumbai- 400076,  
Tel No: 91 22 3342 3000  
Fax: 91 22 3342 3050  
Email: crisilratingdesk@crisil.com  
Contact Person: Krishnan Sitaraman

SEBI Registration Number: IN/ CRA/ 001/ 1999

**Legal Advisor to the Issue**

**Khaitan & Co**

One Indiabulls Centre  
13<sup>th</sup> Floor, Tower 1  
841 Senapati Bapat Marg  
Mumbai – 400 013, Maharashtra  
Tel: +91 22 6636 5000  
Fax: +91 22 6636 5050

**Public Issue Account Bank**

Axis Bank Limited  
TC No. 3/1914-4/5 Daniel Towers  
M.G. Road  
Pattam P.O  
Thiruvananthapuram – 695 004, Kerala  
Tel: +91 471 440 0511  
Contact Person: Operations Head  
Email Id: trivandrum.operationshead@axis.com  
SEBI Registration Number: INBI00000017

**Refund Bank**

Axis Bank Limited  
TC No. 3/1914-4/5 Daniel Towers  
M.G. Road  
Pattam P.O  
Thiruvananthapuram – 695 004, Kerala  
Tel: +91 471 440 0511  
Contact Person: Operations Head  
Email Id: trivandrum.operationshead@axis.com  
SEBI Registration Number: INBI00000017

**Lead Brokers**

**SMC Global Securities Limited**

17, Netaji Subhash Marg,  
Daryaganj  
New Delhi – 110 002  
Tel: +91 11 6662 3300, 9910644949, 8595851823  
Website: www.smctradeonline.com  
Contact Person: Sushil Joshi, Neeraj Khanna  
Email Id: skj@smcindiaonline.com, neerajkhanna@smcindiaonline.com  
SEBI Registration Number: INZ000199438

## Bankers to our Company

|   |   |  |   |
|---|---|--|---|
| <p>Contact: Mr. Vivek<br/>Deputy General Manager<br/>Bank: Indian Bank<br/>Corporate Branch, Chennai<br/>Address: No.480,<br/>Anna Salai, Khivraj Complex,<br/>Nandanam, Chennai - 600035<br/>Phone: 7744996790,044-<br/>24334172<br/>Email: CORPORATEBRANC<br/>HCHENNAI@indianbank.co.in</p>     | <p>Contact: Mr. Ratnagiri<br/>Asst. General Manager<br/>Bank: Union Bank of India<br/>(Erstwhile Andhra Bank)<br/>Address: Pan African Plaza<br/>Thiruvananthapuram-<br/>695001<br/>Phone: 0471-2471161<br/>Email: bm0567@andhraban<br/>k.co.in</p>   | <p>Contact: Mr. Suraj Das<br/>Assistant Vice President<br/>Corporate Banking<br/>Bank: Axis Bank<br/>Address: Circle Office<br/>NO. 41/418, 5th Floor<br/>Chicago Plaza, Rajaji<br/>Road<br/>Ernakulam, Kochi-<br/>682035<br/>Phone: 0484 4411084<br/>Email: suraj.das@axisba<br/>nk.com</p>                 | <p>Contact: Mr Murthy<br/>Branch Head,<br/>Bank: Bank of Baroda<br/>Coimbatore Main Branch,<br/>Address: 82, Bank Road,<br/>Coimbatore-641018<br/>Tamil Nadu.<br/>Phone: 04222300083<br/>Email: coimba@bankofbar<br/>oda.com</p>  |
| <p>Contact: Mr. Ramesh M P<br/>Deputy General Manger<br/>Bank: Bank of India<br/>Address: Andheri Large<br/>Corporate Br<br/>MDI Building,1St Floor<br/>28, S V Road,<br/>Andheri (West), Mumbai-<br/>400058<br/>Phone: 022-26281681<br/>Email: andherilcb.mumbainorth<br/>@bankofindia.co.in</p> | <p>Contact: Mr. Bikram<br/>Tripathy<br/>Assistant General Manager<br/>Bank: Bank of Maharashtra<br/>Corporate Finance Branch<br/>No. 29, Red Barron, 80FT<br/>Road, 4thBlock,<br/>Koramangala,<br/>Bangalore-560034<br/>Phone: Landline- 080-<br/>25631819<br/>Email:<br/>bom1146@mahabank.co.in,<br/>brmgr1146@mahabank.co.i<br/>n</p> | <p>Contact: Mr. S K Sabal<br/>Assistant General<br/>Manager<br/>Bank: Canara Bank<br/>Puthenchanthai Branch,<br/>Address: Devaswom Boa<br/>rd Building<br/>Trivandrum-695001<br/>Phone: 0471-<br/>2331301/8281991381<br/>Email: cb0822@canarab<br/>ank.com</p>   | <p>Contact: Mr.<br/>John Varghese<br/>Chief Manager<br/>Bank: Central Bank of<br/>India,<br/>Trivandrum Branch,<br/>Address: TC NO<br/>28/885(5),<br/>CSI Building, MG Road<br/>Trivandrum - 695001<br/>Phone: 6374711211<br/>Email: bmcoch0937@centr<br/>albank.co.in</p>  |
| <p>Contact: Mr. K Murali<br/>Senior Vice President<br/>Corporate Banking<br/>Bank: DCB Bank Limited<br/>Address: 6 Rajaji road<br/>Nungambakkam<br/>Chennai 600034<br/>Phone: 7200004381 /<br/>9884624024<br/>Email: muralik@dcbbank.com</p>  | <p>Contact: Mr S. Ramprasad<br/>Manager<br/>Bank: City Union Bank<br/>Address: Blue Tower,<br/>Power House Road<br/>Trivandrum - 695036<br/>Phone: 0471 -2467303<br/>Email: cub107@cityunionba<br/>nk.com</p>   | <p>Contact: Mr. Y S P<br/>Sastry<br/>The Asst. General<br/>Manager.<br/>Bank: Union Bank of<br/>India<br/>(Erstwhile Corporation<br/>Bank Corporate Banking<br/>Branch,<br/>Address: 38 &amp; 39,<br/>Whites Road,<br/>Chennai -600014<br/>Phone: 9790958570<br/>Email: cb0122@unionba<br/>nkofindia.com</p> | <p>Contact: Mrs. Sajana Sreek<br/>umar,<br/>Relationship Manager,<br/>SMEAG Department<br/>Bank: ICICI Bank<br/>Address: 2nd Floor,<br/>“Daffodils”<br/>Opp. Silver Line Hospital,<br/>K.P.<br/>Vallon Road, Kadavanthra,<br/><br/>Kochi – 682020<br/>Phone: 09633927892/0484-<br/>4011355<br/>Email: sajana.sreekumar@i<br/>cicibank.com</p> |
| <p>Contact: Mr Avijit Kishore<br/>Senior General manager-<br/>Head Institutional Lending<br/>Bank: Mahindra&amp; Mahindra<br/>Financial services Limited<br/>Address: Sadhana House, 2nd<br/>floor<br/>570, P.B .Marg, Worli<br/>Mumbai-400018<br/>Phone: 09322424030</p>                         | <p>Contact: Ms. Rani S<br/>AVP - Corporate Relations<br/>Corporate &amp; Institutional<br/>Banking<br/>Bank: The Federal Bank<br/>Ltd.<br/>Address: Federal Towers,<br/>MG Road, Statue,<br/>Trivandrum<br/>PIN 695001</p>  | <p>Contact: Mr. Ajendra A<br/>wasthi<br/>Senior Manager<br/>Bank: AU Small Finance<br/>Bank Limited<br/>Address: 7th<br/>Floor, Bank House (Mile<br/>Zero),<br/>Ajmer Road, Jaipur-<br/>302001, Rajasthan.<br/>Phone: 7990766423</p>   | <p>Contact: Mr Prenith P C<br/>Branch Head<br/>Bank: The Lakshmi Vilas<br/>Bank Ltd<br/>Address: T C 9/885,<br/>Vellayambalam-<br/>Sasthamangalam Road,<br/>Thiruvananthapuram-<br/>695010<br/>Phone: 0471 2724818</p>  |



|  |   |   |  |
|--|---|---|--|
| Email: Kishore.avijit@mahindra.com   | Ph No: 8939068800/ 471 2780778<br>Email: ranis@federalbank.co.in<br>Website: www.federalbank.co.in  | Email: Ajendra.awasthi@aubank.in  | Email: trivandrum_bm@lvbank.in   |
| Contact: Ms. Sherine Mendez<br>Deputy Gen Manager<br>Bank: IDBI Bank Ltd<br>Specialised Corporate Branch, Kochi<br>Address: Panampilly Nagar, P.B.4253,<br>Kochi-682036<br>Phone: 0484-2323324<br>Email: sherine.mendez@idbi.co.in | Contact: Mr Jayaram<br>Chief Manager<br>Indian Overseas Bank,<br>Trivandrum Main Branch,<br>Address: YWCA Building, MG road,<br>Trivandrum-695001<br>Phone: 0471 - 2478320<br>E-mail: iob0099@iob.in  | Contact: M.s Soby Abraham<br>Senior Relationship Manager<br>Bank: Indus Ind bank<br>Kochi Branch<br>Address: First Floor<br>Gowrinarayan (Opp to New Jayalakshmi Silks)<br>40/8399,8400<br>MG Road, Kochi-682035<br>Phone: 09843067682,0484-4216222<br>Email: soby.abraham@indusind.com | Contact: Mr. Hemanth Kulkarni<br>The Deputy General Manager<br>Bank: Punjab National Bank (Erst while Oriental Bank of Commerce & Erstwhile United Bank of India)<br>Extra Large Corporate Branch<br>Address: Market Tower, Cuffe Parade, Mumbai Maharashtra 400005<br>Email: bo2175@pnb.co.in |
| Contact: Mr. Sreejith Kumar<br>Senior Manager<br>Bank: Karnataka Bank, Trivandrum Branch<br>Address: Thakaraparambu Road<br>Thiruvananthapuram<br>Phone: 0471-2473130<br>Email: trivandrum@ktkbank.com                             | Contact: Mr. Haridas T K<br>Relationship Manager<br>Bank: The Karur Vysya Bank Ltd,<br>Corporate Business Unit - Coimbatore<br>Address: 577, II Floor, KVB Building,<br>Oppanakkara Street, Coimbatore-641001.<br>Phone: 9159944554<br>Email: haridastk@kvbmail.com | Contact: Jayadev. J<br>Branch Manager<br>Bank: Dhanlaxmi Bank<br>Address: Karimpanal Arcade, Fort, Thiruvananthapuram Kerala – 695023<br>Phone – 9539003838<br>Email: dlb.fortvm@dhanbank.co.in   | Contact: Ms. Radha Chenchiah<br>Bank: AGM UCO Bank<br>Address: III Floor, 328, Thambu Chetty Street, Chennai 600001<br>044 43405766<br>Phone: 9446555454<br>Email: madibb@ucobank.co.in  |
| Contact: Mr. Ratheesh.P<br>Chief manager<br>Bank: South Indian Bank, Corporate Branch,<br><br>Address: Thampanoor, Trivandrum<br>Phone: 0471-2329585<br>E-mail: br0721@sib.co.in   | Contact: Mr Vinay Khandelwal<br>Assistant General Manager<br>Bank: Punjab & Sind Bank<br>Corporate Banking Branch<br>Address: 27/29, Ambalal Doshi Marg<br>Fort, Mumbai-400001<br>Phone: 02222658721<br>Email: psbfort.0385@gmail.com                               | Contact: Mr. Rama Rao<br>Chief Manager<br>Bank: Punjab National Bank<br>Address: Statue Jn, CP-GP<br>Tower, Uppalam Road, Trivandrum 695 001.<br>Phone: 0471- 2467373<br>Email: bo3301@pnb.co.in  | Contact: Mr. Shyamsundar. T<br>Asst. General Manager,<br>Bank: Union Bank of India<br>Overseas Branch,<br>Address: Union Bank Bhavan,<br>1 <sup>st</sup> Floor, M G Road, Kochi – 682035<br>Phone: 0484 – 2385213/216<br>Email: cbsoverseasernakulam@unionbankofindia.com                      |
| Contact: Mr. Sathish Kumar S<br>AGM & RM II<br>Bank: State Bank of India, Industrial Finance Branch<br>Address: No 2, Harrington Road<br>KRM Plaza, Ground Floor<br>Chetpet, Chennai-600031  | Contact: Mr. Rakesh Kumar<br>Deputy General Manager<br>Bank: Canara Bank (Erstwhile-Syndicate Bank)<br>Large Corporate Branch<br>Address: 2nd floor, E wing, Makers Tower, Cuffe Parade, Mumbai-400005  | Contact: Mr. Daniel<br>The Branch Head<br>Bank: TamilNad Mercantile Bank<br>Address: TC No.39/1276,<br>1 <sup>st</sup> Floor, SP Bhagya Towers, Attakulangara,  | Contact: Mrs. Priyanka Chavan<br>Senior executive<br>Bank: SBI CAP Trustee Company Ltd<br>Address: Mistry Bhavan, 4th Floor, 122 Dinshaw Vachha Road   |

|   |   |   |  |
|---|---|---|--|
| Phone: 8838301578<br>E-mail: rm2.09930@sbi.co.in  | Phone: 022-22166649/ 22186667<br>Email: cb15088@canarabank.com  | Killipalam By- Pass Road,<br>Thiruvananthapuram - 695036.<br>Phone: 0471 2462048<br>Email: thiruvananthapuram@tmbank.in | Churchgate, Mumbai – 400 020<br>Telephone: +91 022 43025500/5566<br>Phone: 7045590953<br>Email: priyanka.chavan@sicaptrustee.com |
| Contact: Mr. Umesh Salvi<br>Manager<br>Bank: Catalyst Trusteeship Limited<br>Address: GDA House, Plot No 85<br>Bhusari Colony (Right)<br>Paud Road<br>Pune – 411 038, Maharashtra<br>Telephone: +91 20 2528 0081<br>Fax: +91 20 2528 0275<br>E-mail: dt@ctltrustee.com<br>Investor Grievance<br>Email: grievance@ctltrustee.com<br>Website: www.catalysttrustee.com | Contact: Mr Narayanan<br>Bank: Indian Bank<br>Erstwhile Allahabad Bank<br>Large Corporate Branch<br>Address: 41, Anna Salai,<br>Chennai 600002<br>Phone: 9442193527<br>Email: br.ibchennai@allahabadbank.in |   |  |

### Self-Certified Syndicate Banks

The banks which are registered with SEBI under Securities and Exchange Board of India (Bankers to an Issue) Regulations, 1994 and offer services in relation to ASBA, including blocking of an ASBA Account, a list of which is available at <http://www.sebi.gov.in/> or at such other website as may be prescribed by SEBI from time to time.

### Syndicate SCSB Branches

In relation to Applications submitted to a member of the Syndicate, the list of branches of the SCSBs at the Specified Locations named by the respective SCSBs to receive deposits of Application Forms from the members of the Syndicate is available on the website of the SEBI (<http://www.sebi.gov.in/sebiweb/other/OtherAction.do?doRecognised=yes>) and updated from time to time or any such other website as may be prescribed by SEBI from time to time. For more information on such branches collecting Application Forms from the Syndicate at Specified Locations, see the website of the SEBI <http://www.sebi.gov.in/sebiweb/other/OtherAction.do?doRecognised=yes> as updated from time to time or any such other website as may be prescribed by SEBI from time to time.

### Broker Centres/ Designated CDP Locations/ Designated RTA Locations

In accordance with SEBI Circular No. CIR/CFD/14/2012 dated October 4, 2012 and CIR/CFD/POLICYCELL/11/2015 dated November 10, 2015 and the Debt ASBA Circular, Applicants can submit the Application Forms with the Registered Brokers at the Broker Centres, CDPs at the Designated CDP Locations or the RTAs at the Designated RTA Locations, respective lists of which, including details such as address and telephone number, are available at the websites of the Stock Exchange at [www.bseindia.com](http://www.bseindia.com) and [www.nseindia.com](http://www.nseindia.com). The list of branches of the SCSBs at the Broker Centres, named by the respective SCSBs to receive deposits of the Application Forms from the Registered Brokers will be available on the website of the SEBI ([www.sebi.gov.in](http://www.sebi.gov.in)) and updated from time to time.

### Impersonation

As a matter of abundant caution, attention of the Investors is specifically drawn to the provisions of sub-section (1) of Section 38 of the Companies Act, 2013 which is reproduced below:

*“Any person who:*

- (a) makes or abets making of an application in a fictitious name to a company for acquiring, or subscribing for, its securities; or*
- (b) makes or abets making of multiple applications to a company in different names or in different combinations of his name or surname for acquiring or subscribing for its securities; or*
- (c) otherwise induces directly or indirectly a company to allot, or register any transfer of, securities to him, or to any other person in a fictitious name, shall be liable for action under Section 447 of the Companies Act, 2013”*

The liability prescribed under Section 447 of the Companies Act 2013 for fraud involving an amount of at least ₹10 lakh or 1.00% of the turnover of the Company, whichever is lower, includes imprisonment for a term which shall not be less than six months extending up to 10 years (provided that where the fraud involves public interest, such term shall not be less than three years) and fine of an amount not less than the amount involved in the fraud, extending up to three times of such amount. In case the fraud involves (i) an amount which is less than ₹10 lakh or 1.00% of the turnover of the Company, whichever is lower; and (ii) does not involve public interest, then such fraud is punishable with an imprisonment for a term extending up to five years or a fine of an amount extending up to ₹50 lakh or with both.

### **Minimum Subscription**

In terms of the SEBI Debt Regulations, for an issuer undertaking a public issue of debt securities the minimum subscription for public issue of debt securities shall be 75% of the Base Issue Size. If our Company does not receive the minimum subscription of 75% of Base Issue Size, prior to the Issue Closing Date the entire Application Amount shall be unblocked in the relevant ASBA Account(s) of the Applicants within 6 working days from the Issue Closing Date provided wherein, the Application Amount has been transferred to the Public Issue Account from the respective ASBA Accounts, such Application Amount shall be refunded from the Refund Account to the relevant ASBA Accounts(s) of the Applicants within 6 working days from the Issue Closing Date, failing which the Company will become liable to refund the Application Amount along with interest at the rate 15 (fifteen) percent per annum for the delayed period.

### **Underwriting**

The Issue is not underwritten.

### **Arrangers to the Issue**

There are no Arrangers to the Issue.

### **Expert Opinion**

Except the following, our Company has not obtained any expert opinions in connection with this Prospectus:

Our Company has received consent from the Statutory Auditors of our Company dated December 10, 2020 to include their name as an expert under Section 26(5) of the Companies Act, 2013 in the Prospectus in relation to (i) Statutory Auditor's report on our Reformatted Audited Standalone IGAAP Financials and Reformatted Audited Consolidated IGAAP Financials for the Financial Years ending March 31, 2018, 2017 and 2016 issued by M/s. Rangamani & Co, Chartered Accountants, dated September 7, 2020; (ii) Statutory Auditor's report on Reformatted Audited Standalone IND AS Financials for the half year ended September 30, 2020 and Financial Years ending March 31, 2020 and March 31, 2019 issued by M/s. Rangamani & Co, Chartered Accountants, dated December 10, 2020 and the report on Audited Consolidated Ind AS Financials for the half year ended September 30, 2020 and Financial Years ending March 31, 2020 and March 31, 2019 issued by M/s. Rangamani & Co, Chartered Accountants, dated September 7, 2020; (iii) Statement of Tax Benefits issued by M/s. Rangamani & Co, Chartered Accountants, dated December 16, 2020; (iv) Credit rating letters issued by CRISIL Limited vide letter no. MUFILT/259269/CP/15092020 dated December 4, 2020 and, in respect of the credit rating issued for this Issue which furnishes the rationale for its rating, our Company has not obtained any expert opinions.

### **Credit Rating and Rationale**

The NCDs proposed to be issued under this Issue have been rated “CRISILA /(Stable)” for an amount of ₹40,000 lakhs by CRISIL vide its letter dated December 4, 2020. The rating of CRISIL A (Stable) by CRISIL indicates

that instruments with this rating are considered to have adequate degree of safety regarding timely servicing of financial obligations and carry lowest credit risk. This rating is not a recommendation to buy, sell or hold securities and investors should take their own decision. This rating is subject to revision or withdrawal at any time by the assigning rating agency and should be evaluated independently of any other ratings.

The rationale for the aforementioned rating issued on December 4, 2020 by CRISIL has been provided in Annexure A.

### Utilisation of Issue proceeds

For details on utilization of Issue proceeds please see “*Objects of the Issue*” on page 58.

### Issue Programme

| ISSUE PROGRAMME* |                   |
|------------------|-------------------|
| ISSUE OPENS ON   | DECEMBER 31, 2020 |
| ISSUE CLOSES ON  | JANUARY 25, 2021  |

\* The Issue shall remain open for subscription on Working Days from 10 A.M. to 5 P.M. (Indian Standard Time) during banking hours for the period indicated above, except that the Issue may close on such earlier date or extended date as may be decided by the Authorised Personnel, as the case maybe, subject to necessary approvals. In the event of an early closure or extension of the Issue, our Company shall ensure that notice of the same is provided to the prospective investors through advertisements in a leading national daily newspaper with wide circulation on or before such earlier date of Issue Closure or initial date of Issue closure, as the case may be. On the Issue Closing Date Application Forms will be accepted only between 10:00 a.m. and 3:00 p.m. (Indian Standard Time) and uploaded until 5:00 p.m. (Indian Standard Time) or such extended time as may be permitted by BSE.

Further please note that Application shall be accepted only between 10.00 a.m. and 5.00 p.m. (Indian Standard Time, “IST”) (“**Bidding Period**”) during the Issue Period as mentioned above by the (a) by the Designated Intermediaries at the Bidding Centres, or (b) by the SCSBs directly at the Designated Branches of the SCSBs as mentioned on the Application Form, except that on the Issue Closing Date when Applications shall be accepted only between 10.00 a.m. and 3.00 p.m. (IST) and shall be uploaded until 5.00 p.m. (IST) or such extended time as permitted by Stock Exchange(s). It is clarified that the Applications not uploaded in the Stock Exchange(s) Platform would be rejected.

Due to limitation of time available for uploading the Applications on the Issue Closing Date, the Applicants are advised to submit their Applications one day prior to the Issue Closing Date and, in any case, no later than 3.00 p.m. (IST) on the Issue Closing Date. All times mentioned in this Prospectus are Indian Standard Time. Applicants are cautioned that in the event a large number of Applications are received on the Issue Closing Date, as is typically experienced in public offerings, some Applications may not get uploaded due to lack of sufficient time.

Such Applications that cannot be uploaded will not be considered for allocation under the Issue. Applications will be accepted only on Working Days, i.e., Monday to Friday (excluding any public holiday). Neither our Company, nor the Lead Manager, nor any Member of the Syndicate, Registered Brokers at the Broker Centres, CDPs at the Designated CDP Locations or the RTAs at the Designated RTA Locations or designated branches of SCSBs are liable for any failure in uploading the Applications due to faults in any software/hardware system or otherwise. Please note that, within each category of investors, the Basis of Allotment under the Issue will be on date priority basis except on the day of oversubscription, if any, where the Allotment will be proportionate.

## CAPITAL STRUCTURE

### Details of share capital

The following table lays down details of our authorised, issued, subscribed and paid up share capital and securities premium account as on September 30, 2020:

(in ₹)

|   | Aggregate value |
|---|-----------------|
| <b>Authorised share capital</b>                       |                 |
| 20,00,00,000 Equity Shares of ₹10 each                | 2,00,00,00,000  |
| <b>Issued share capital</b>                           |                 |
| 19,38,00,800 Equity Shares of ₹10 each, fully paid up | 1,93,80,08,000  |
| <b>Paid up equity share capital after the Issue</b>   |                 |
| 19,37,05,560 Equity Shares of ₹10 each, fully paid up | 1,93,70,55,600  |
| <b>Securities Premium Account</b>                     |                 |
| Existing Securities Premium Account                   | 3,81,29,85,000  |

### Changes in Capital Structure

There have been no changes in authorised capital of the Company, as September 30, 2020 for the last five years.

### Equity Share Capital History

The history of the equity share capital of the Company for the last five years upto September 30, 2020 is set forth below:

| Date of Allotment | No. of Equity Shares | Face Value (₹) | Issue Price (₹) | Nature of consideration | Nature of Allotment | Cumulative No. of Equity Shares | Cumulative Paid-up Share Capital (₹) | Cumulative Share Premium |
|-------------------|----------------------|----------------|-----------------|-------------------------|---------------------|---------------------------------|--------------------------------------|--------------------------|
| March 31, 2017    | 71,42,860            | 10             | 210             | Cash                    | Rights Issue        | 19,37,05,560                    | 1,93,70,55,600                       | 38,12,98,500             |

### Issue of Equity Shares for consideration other than cash

Our Company has not issued any Equity Shares for other than cash in the two years prior to the date of this Prospectus.

### Acquisition or Amalgamation or Reconstruction or Re-organisation in the last one year

There has been no acquisition, amalgamation, reconstruction or re-organisation in the last one year.

### Promoter Shareholding as on September 30, 2020:

| Sr. No. | Name of Promoter      | Number of shares held | Percentage of the total paid-up capital (%) |
|---------|-----------------------|-----------------------|---|
| 1.      | Thomas John Muthoot   | 5,08,43,764           | 26.25                                       |
| 2.      | Thomas George Muthoot | 5,08,43,764           | 26.25                                       |
| 3.      | Thomas Muthoot        | 5,08,43,769           | 26.25                                       |
|         |                       | <b>15,25,31,297</b>   | <b>78.75</b>                                |

None of the Equity Shares are pledged or otherwise encumbered by our Promoters.

**Details of change in the promoter holding in our Company during the last financial year beyond 26% (as prescribed by RBI).**

Nil.

**Shareholding of Directors in our Company, Subsidiaries and Associates and Joint Ventures as on September 30, 2020:**

For details of shareholding of our Directors in our Company and Subsidiaries (including options), please see "*Our Management - Shareholding of Directors*" on page 113.

### Shareholding pattern of our Company

The following is the shareholding pattern of our Company, as of September 30, 2020:

| Sr. No. (I) | Category of shareholder (II)  | Number of shareholders (III) | No. of fully paid up equity shares held (IV) | No. of Partly paid-up equity shares held (V) | No. of shares underlying Depository Receipts (VI) | Total nos. shares held (VII) = (IV)+(V)+ (VI) | Shareholding as a % of total no. of shares (calculated as per SCRR, 1957) (VIII)<br>As a % of (A+B+C2) | Number of Voting Rights held in each class of securities |               |              |                         |
|-------------|-------------------------------|------------------------------|--|--|---|---|--|--|---------------|--------------|-------------------------|
|             |                               |                              |  |  |   |   |  | No of Voting Rights                                      |               |              | Total as a % of (A+B+C) |
|             |                               |                              |  |  |   |   |  | Class e.g.: x  | Class e.g.: y | Total        |                         |
|             |                               |                              |  |  |   |   |  | (IX)   |               |              | (X)                     |
| 1.          | Promoter & Promoter Group     | 3                            | 15,25,31,297                                 | Nil  | Nil   | 15,25,31,297                                  | 78.75  | 15,25,31,297   | Nil           | 15,25,31,297 | 78.75                   |
| 2.          | Public                        | Nil                          | Nil  | Nil  | Nil   | Nil   | Nil  | Nil  | Nil           | Nil          | Nil                     |
| 3.          | Non-Promoter - Non-Public     | 13                           | 4,11,74,263                                  | Nil  | Nil   | 4,11,74,263                                   | 21.25  | 4,11,74,263  | NIL           | 4,11,74,263  | 21.25                   |
| 4.          | Shares Underlying DRs         | Nil                          | Nil  | Nil  | Nil   | Nil   | Nil  | Nil  | Nil           | Nil          | Nil                     |
| 5.          | Shares Held by Employee Trust | Nil                          | Nil  | Nil  | Nil   | Nil   | Nil  | Nil  | Nil           | Nil          | Nil                     |
|             | <b>Total</b>                  |                              | <b>19,37,05,560</b>                          |  |   |   | <b>100.00</b>  |  |               |              | <b>100.00</b>           |

**Statement of the aggregate number of securities of our company purchased or sold by our promoters, our directors and/or their relatives within six months immediately preceding the date of filing of the Prospectus:**

Nil

**Top 10 Equity Shareholders of our Company as on September 30, 2020**

| <b>Sr. No.</b> | <b>Particulars</b>             | <b>No. of Equity Shares</b> | <b>Percentage of issued Equity Share capital (%)</b> |
|----------------|--------------------------------|-----------------------------|--|
| 1.             | Thomas John Muthoot            | 5,08,43,764                 | 26.25  |
| 2.             | Thomas George Muthoot          | 5,08,43,764                 | 26.25  |
| 3.             | Thomas Muthoot                 | 5,08,43,769                 | 26.25  |
| 4.             | Preethi John Muthoot           | 1,35,25,989                 | 6.98   |
| 5.             | Nina George                    | 1,35,25,961                 | 6.98   |
| 6.             | Remmy Thomas                   | 1,35,25,988                 | 6.98   |
| 7.             | Muthoot Exim Private Limited   | 4,76,200                    | 0.25   |
| 8.             | Muthoot Kuries Private Limited | 1,19,050                    | 0.06   |
| 9.             | Janamma Thomas                 | 1,039                       | 0.00   |
| 10.            | Shiney Thomas                  | 6                           | 0.00   |
|                | <b>Total</b>                   | <b>19,37,05,530</b>         | <b>100.00</b>  |

**Top 10 Holders of Non-Convertible Debentures (secured and unsecured)**

**List of top 10 debenture holders our Company as on September 30, 2020**

- (1) List of top 10 holders of secured listed non-convertible debentures issued by way of public issue pursuant to the prospectus dated September 1, 2015 (Public Issue - 3), as on September 30, 2020.

| <b>Sr. No.</b> | <b>Name</b>             | <b>Amount (in ₹)</b> |
|----------------|-------------------------|----------------------|
| 1              | Smitha Suresh           | 15,00,000            |
| 2              | Retheesh Varghese       | 13,00,000            |
| 3              | Aleyamma Kurien         | 10,00,000            |
| 4              | Lisy Thomas             | 9,00,000             |
| 5              | Manoj Abraham           | 5,75,000             |
| 6              | Therattukalathil Roshan | 5,00,000             |
| 7              | Sunil Berry             | 5,00,000             |
| 8              | Saramma Thomas          | 5,00,000             |
| 9              | Suveera Berry           | 5,00,000             |
| 10             | Suma Babu               | 5,00,000             |

- (2) List of top 10 holders of secured listed non-convertible debentures issued by way of public issue pursuant to the prospectus dated September 13, 2019 (Public Issue - 4), as on September 30, 2020.

| <b>Sr. No.</b> | <b>Name</b>                         | <b>Amount (in ₹)</b> |
|----------------|-------------------------------------|----------------------|
| 1              | Plant Lipids Private Limited        | 1,30,44,000          |
| 2              | Preetha Sajan Thomas                | 1,00,25,000          |
| 3              | Bimla Bijay Dalmia Charitable Trust | 1,00,00,000          |
| 4              | Biju Jacob                          | 1,00,00,000          |
| 5              | Joseph P A                          | 1,00,00,000          |
| 6              | Mooppil Venugopal                   | 90,00,000            |
| 7              | Veena Choodamani                    | 80,00,000            |
| 8              | Suzannah Muthoot                    | 78,00,000            |
| 9              | Hannah Muthoot                      | 78,00,000            |
| 10             | Tina Suzanne George                 | 76,00,000            |



- (3) List of top 10 holders of secured listed non-convertible debentures issued by way of public issue pursuant to the prospectus dated January 06, 2020 (Public Issue - 5), as on September 30, 2020

| Sr. No. | Name  | Amount (in ₹) |
|---------|---|---------------|
| 1       | Plant Lipids Private Limited                    | 6,23,50,000   |
| 2       | Jacob C V                                       | 2,00,00,000   |
| 3       | Fortune Wealth Management Company India (P) Ltd | 1,00,01,000   |
| 4       | Lalitha George                                  | 1,00,00,000   |
| 5       | D. Ramamurthy                                   | 1,00,00,000   |
| 6       | Chitra Ramamurthy                               | 1,00,00,000   |
| 7       | Purushothaman Vakkom Bhanu Panicker             | 1,00,00,000   |
| 8       | Preethy Sajeer                                  | 1,00,00,000   |
| 9       | Mooppil Venugopal                               | 75,00,000     |
| 10      | C Andiappan                                     | 73,02,000     |

- (4) List of top 10 holders of secured listed non-convertible debentures issued by way of public issue pursuant to the prospectus dated June 25, 2020 (Public Issue - 6), as on September 30, 2020

| Sr. No. | Name                              | Amount (in ₹) |
|---------|-----------------------------------|---------------|
| 1       | Priya Prakash                     | 6,60,72,000   |
| 2       | The India Thermit Corporation Ltd | 50,00,000     |
| 3       | Vivek Sivaram                     | 50,00,000     |
| 4       | Anneyamma Jose Kozhipatt          | 50,00,000     |
| 5       | Jose Antony Bosco Kozhipatt       | 50,00,000     |
| 6       | Sheeba Mathew                     | 50,00,000     |
| 7       | Somdutt Sharma                    | 35,00,000     |
| 8       | Susan Mary Charles                | 30,00,000     |
| 9       | Anitha Devadas                    | 30,00,000     |
| 10      | Sangeetha Sunny                   | 30,00,000     |

- (5) List of top 10 holders in secured non-convertible debentures private placement by way of private placement, as on September 30, 2020:

| Sr. No | Name   | Amount (in ₹)  |
|--------|--|----------------|
| 1      | Canara Bank-Mumbai                                     | 4,75,00,00,000 |
| 2      | Central Bank of India                                  | 2,50,00,00,000 |
| 3      | Bank of India  | 2,00,00,00,000 |
| 4      | Indian Bank  | 2,00,00,00,000 |
| 5      | Union Bank of India                                    | 2,00,00,00,000 |
| 6      | Reliance Capital Trustee Co Ltd-A/C Nippon Mutual Fund | 2,00,00,00,000 |
| 7      | State Bank of India                                    | 1,50,00,00,000 |
| 8      | UCO Bank   | 1,50,00,00,000 |
| 9      | CSB Bank Ltd   | 1,25,00,00,000 |
| 10     | Bank of Maharashtra                                    | 75,00,00,000   |

- (6) List of top 10 holders in Subordinated Debt in the nature of Non- Convertible Debentures, as on September 30, 2020:

| Sr. No. | Name                          | Amount (in ₹) |
|---------|-------------------------------|---------------|
| 1       | Vinod Vikraman Nair           | 2,17,00,000   |
| 2       | Mariamamma Thomas             | 1,59,05,000   |
| 3       | Aleyamma Thomas               | 1,44,65,000   |
| 4       | Sosamma Varghese              | 1,32,90,000   |
| 5       | Annamamma Thomas              | 1,28,80,000   |
| 6       | Lathika Chullikkattil Manilal | 1,25,00,000   |

|    |                  |             |
|----|------------------|-------------|
| 7  | Annamma Varghese | 1,21,10,000 |
| 8  | G.S Gopu         | 1,20,00,000 |
| 9  | Yeldo Mathew     | 1,19,00,000 |
| 10 | Cherian K Kovoov | 1,13,50,000 |

(7) List of top 10 holders of perpetual debt instruments issued by the Company, as on September 30, 2020:

| Sr. No | Name  | Amount (in ₹) |
|--------|---|---------------|
| 1      | BPEA India Credit Investments Trust Limited                 | 24,00,00,000  |
| 2      | Thomas Muthoot  | 12,90,00,000  |
| 3      | Thomas John Muthoot   | 12,85,00,000  |
| 4      | Muthoot Risk Insurance and Broking Services Private Limited | 10,00,00,000  |
| 5      | Thomas George Muthoot                                       | 8,55,00,000   |
| 6      | Muthoot Exim Private Limited                                | 4,45,00,000   |
| 7      | Preethi John  | 4,15,00,000   |
| 8      | Nina George   | 3,55,00,000   |
| 9      | Madhubalakrishnan Rajakrishnan                              | 2,75,00,000   |
| 10     | Gopu G S  | 2,15,00,000   |

### Long Term Debt to Equity Ratio

(₹ in lakhs)

| Capitalization Statement as at September 30, 2020                     |                                    |                           |              |
|---|------------------------------------|---------------------------|--------------|
| Particulars   | Pre-Issue as at September 30, 2020 | Increase due to the Issue | Post-Issue   |
| Share capital   | 19,370.56                          | -                         | 19,370.56    |
| Reserves and Surplus  | 2,77,004.58                        | -                         | 2,77,004.58  |
| Total Shareholders' Funds (A)   | 2,96,375.14                        | -                         | 2,96,375.14  |
| Long term borrowings (including current maturities of Long Term Debt) | 9,62,760.18                        | 40,000.00                 | 10,02,760.18 |
| Short term borrowings   | 7,02,925.35                        | -                         | 7,02,925.35  |
| Total Debt Funds (B)  | 16,65,685.54                       | -                         | 17,05,685.54 |
| Total Capitalisation (A) + (B)  | 19,62,060.68                       | -                         | 20,02,060.68 |
| Long Term Debt / Equity   | 3.25                               | -                         | 3.38         |
| Debt/Equity   | 5.62                               | -                         | 5.76         |

1. The Pre-Issue figures have been extracted from the Audited Standalone Financial Statements as on September 30, 2020, which have been prepared in accordance with the Indian Accounting Standards (Ind AS) prescribed under Section 133 of the Companies Act, 2013 read with relevant rules issued thereunder.
2. The Post-Issue Total Capitalization is indicative and has been arrived at on the assumption that the proposed issue would result in an inflow of Rs. 40,000 lakhs (the entire proceeds of which is considered as Long Term for computation purposes).
3. Changes in Equity, Reserves and Borrowings between October 1, 2020 & the date of Issue may have an impact on the calculations made above.

For information on outstanding borrowings of the Company, see "Financial Statements" beginning on page 125.

### Employee Stock Option Scheme:

Our Company has no employee stock option scheme.

## OBJECTS OF THE ISSUE

Our Company has filed this Prospectus for a public issue of secured, redeemable, non-convertible, debentures of face value of ₹ 1,000 each (“**Secured NCDs**”) and/or unsecured redeemable non-convertible debentures (subordinated to other creditors) of face value of ₹ 1,000 each (“**Unsecured NCDs**”) aggregating to ₹ 20,000 lakhs with an option to retain over subscription up to ₹ 20,000 lakhs, aggregating to ₹ 40,000 lakhs.

The funds raised through this Issue, after deducting the Issue related expenses to the extent payable by our Company (the “**Net Proceeds**”), are estimated to be approximately ₹ 39,488 lakhs. The Net Proceeds of the Issue are intended to be utilised by our Company for the following objects (collectively, referred to herein as the “**Objects**”) subject to applicable statutory and regulatory requirements:

1. For the purpose of Working Capital - 75% of the amount raised and allotted in the Issue; and
2. For General Corporate Purposes - 25% of the amount raised and allotted in the Issue

The details of the Net Proceeds of the Issue are summarised in the table below

| (₹ in lakhs)                  |        |
|-------------------------------|--------|
| Particulars                   | Amount |
| Gross Proceeds of the Issue   | 40,000 |
| Less: Issue Related Expenses* | 512    |
| Net Proceeds of the Issue     | 39,488 |

*\*The above Issue related expenses are indicative and are subject to change depending on the actual level of subscription to the Issue, the number of allottees, market conditions and other relevant factors.*

The main objects clause of the Memorandum of Association permits the Company to undertake its existing activities as well as the activities for which the funds are being raised through the Issue.

### Requirement of funds and Utilisation of Net Proceeds

The following table details the objects of the Issue and the amount proposed to be financed from the Net Proceeds:

| Sr. No. | Objects of the Fresh Issue   | Percentage of amount proposed to be financed from Issue Proceeds |
|---------|--|--|
| 1.      | For the purpose of onward lending, financing, and for repayment/prepayment of interest and principal of existing borrowings of our Company | At least 75%   |
| 2.      | General corporate purposes*  | up to 25%  |
|         | <b>Total</b>   | <b>100%</b>  |

*#The Company shall not utilize the proceeds of this Issue towards payment of prepayment penalty, if any*

*\*The Net Proceeds will be first utilized towards the Objects mentioned above. The balance is proposed to be utilized for general corporate purposes, subject to such utilization not exceeding 25% of the gross proceeds, in compliance with the SEBI Debt Regulations.*

*The Unsecured NCDs will be in the nature of Subordinated Debt and will be eligible for Tier II capital and accordingly will be utilised in accordance with statutory and regulatory requirements including requirements of RBI.*

The main objects clause of the Memorandum of Association permits the Company to undertake its existing activities as well as the activities for which the funds are being raised through the Issue.

### Funding plan

NA

### Summary of the project appraisal report

NA

### Schedule of implementation of the project

NA

### Interests of Directors/Promoters

No part of the proceeds from this Issue will be paid by us as consideration to our Promoter, our Directors, Key Managerial Personnel, or companies promoted by our Promoter except in ordinary course of business.

### Interim use of Proceeds

Our Management, in accordance with the policies formulated by it from time to time, will have flexibility in deploying the proceeds received from the Issue. Pending utilization of the proceeds out of the Issue for the purposes described above, our Company intends to temporarily invest funds in high-quality interest-bearing liquid instruments including money market mutual funds, deposits with banks or temporarily deploy the funds in investment grade interest bearing securities as may be approved by the Board. Such investment would be in accordance with the investment policies approved by the Board or any committee thereof from time to time.

### Issue Expenses

The following are the estimated Issue expenses\*, proposed to be met from the Issue proceeds:

(₹ in lakhs except percentages)

| Activity   | Amount     | Percentage of Overall Issue Size |
|--|------------|----------------------------------|
| Fees to intermediaries (Lead Manager's fees, brokerage, rating agency, Registrar to the Issue, legal advisor, Debenture Trustee, etc.) | 360        | 0.90%                            |
| Advertising and Marketing Expenses   | 120        | 0.30%                            |
| Printing, Stationery and Distribution  | 24         | 0.06%                            |
| Other Miscellaneous Expenses   | 8          | 0.02%                            |
| <b>Total</b>   | <b>512</b> | <b>1.28%</b>                     |

\*Assuming the Issue is fully subscribed, and our Company retains oversubscription.

The above expenses are indicative and are subject to change depending on the actual level of subscription to the Issue and the number of allottees, market conditions and other relevant factors.

Our Company shall pay processing fees to the SCSBs for Application forms procured by the Designated Intermediaries and submitted to the SCSBs for blocking the Application Amount of the applicant, at the rate of ₹ 15 per Application Form procured (plus other applicable taxes). However, it is clarified that in case of Application Forms procured directly by the SCSBs, the relevant SCSBs shall not be entitled to any ASBA processing fee.

### Monitoring of Utilisation of Funds

There is no requirement for appointment of a monitoring agency in terms of the SEBI Debt Regulations. The Board shall monitor the utilization of the proceeds of the Issue. For the relevant Fiscals commencing from Fiscal 2020, our Company will disclose in our financial statements, the utilisation of the Net Proceeds of the Issue under a separate head along with details, if any, in relation to all such proceeds of the Issue that have not been utilised thereby also indicating investments, if any, of such unutilised proceeds of the Issue. Our Company shall utilise the proceeds of the Issue only upon the execution of the documents for creation of security and receipt of final listing and trading approval from the Stock Exchange.

For more information, see "Issue Procedure - Monitoring and Reporting of Utilisation of Issue Proceeds" on page 480.

### Other Confirmation

In accordance with the SEBI Debt Regulations, our Company will not utilize the proceeds of the Issue for providing loans to or for acquisition of shares of any person who is a part of the same group as our Company or who is under the same management of our Company.

No part of the proceeds from this Issue will be paid by us as consideration to our Promoter, our Directors, Key Managerial Personnel, or companies promoted by our Promoter except in the usual course of business.

The Issue proceeds shall not be used for buying, trading or otherwise dealing in equity shares of any other listed

company.

The Issue Proceeds from NCDs allotted to Banks will not be utilized for any purpose which may be in contravention of the RBI guidelines on bank financing to NBFCs including those relating to classification as capital market exposure or any other sectors that are prohibited under the RBI Regulations.

Our Company confirms that it will not use the proceeds of the Issue for the purchase of any business or in the purchase of any interest in any business whereby our Company shall become entitled to the capital or profit or losses or both in such business exceeding 50% thereof, the acquisition of any immovable property or acquisition of securities of any other body corporate.

All monies received out of the Issue shall be credited/ transferred to a separate bank account maintained with a Scheduled Bank as referred to in section 40(3) of the Companies Act 2013.

Details of all monies utilised out of the Issue referred above shall be disclosed under an appropriate separate head in our balance sheet indicating the purpose for which such monies have been utilised along with details, if any, in relation to all such proceeds of the Issue that have not been utilized thereby also indicating investments, if any, of such unutilized proceeds of the Issue.

Details of all unutilised monies out of the Issue, if any, shall be disclosed under an appropriate separate head in our balance sheet indicating the form in which such unutilised monies have been invested.

We shall utilize the Issue proceeds only upon execution of Debenture Trust Deed, filing of the PAS 3 with the RoC, receipt of the listing and trading approval from the Stock Exchange(s) as stated in this Prospectus in the section titled “*Issue Related Information*” beginning on page 456.

No benefit/interest will accrue to our Promoters/ Directors out of the proceeds of the Issue.

The Issue proceeds shall not be utilized towards full or part consideration for the purchase or any other acquisition, inter alia by way of a lease, of any immovable property.

Details of all utilized and unutilized monies out of the monies collected in the previous issue made by way of public offer shall be disclosed and continued to be disclosed in the balance sheet till the time any part of the proceeds of such previous issue remains unutilized indicating the purpose for which such monies have been utilized and the securities or other forms of financial assets in which such unutilized monies have been invested.

#### **Variation in terms of contract or objects in Prospectus**

Our Company shall not, in terms of Section 27 of the Companies Act 2013, at any time, vary the terms of a contract referred to in the Prospectus or objects for which the Prospectus is issued, except subject to the approval of, or except subject to an authority given by the shareholders in general meeting by way of special resolution and after abiding by all the formalities prescribed in Section 27 of the Companies Act, 2013.

## STATEMENT OF TAX BENEFITS

December 16, 2020

To,  
**Muthoot Fincorp Limited**  
Muthoot Centre, Punnen Road,  
Trivandrum – 695034,  
Kerala, India

and

**SMC Capitals Limited**  
A 401/402, Lotus Corporate Park, Jai Coach Junction,  
Off Western Express Highway,  
Goregaon (East), Mumbai – 400063  
("Lead Manager" or "LM")

Dear Madam/Sir

**Sub: Proposed public offering of secured and unsecured redeemable non-convertible debenture ("NCDs") aggregating up to Rs.40,000 lakhs ("Issue") of Muthoot Fincorp Limited ("Company").**

1. We, **Rangamani & Co**, Chartered Accountants, the statutory auditors of the Company, have performed the procedures agreed with you, *vide* the engagement letter dated December 10, 2020 and enumerated in paragraph 2 below with respect to the possible tax benefits available to the Debenture Holder(s), under the Income Tax Act, 1961, as amended (the "**IT Act**"), presently in force in India, in the enclosed Annexure I. Our engagement was performed in accordance with the Standard on Related Services (SRS) 4400, "Engagements to Perform Agreed-upon Procedures regarding Financial Information", issued by the Institute of Chartered Accountants of India. The procedures were performed solely for providing details of possible tax benefits available to the Debenture Holder(s), under the IT Act for the purpose of Company's proposed Issue.
2. We have performed the following procedures:
  - i. Read the Statement of Tax Benefits as given in Annexure I; and
  - ii. Evaluated with reference to the provisions of the IT Act to confirm that the same is in accordance with our interpretation of the existing tax laws and provisions.
3. Because the above procedures, do not constitute either an audit or a review made in accordance with the generally accepted auditing standards in India, we do not express any assurance on the subject.
4. Had we performed any additional procedures, other matters might have come to our attention that would have been reported to you.
5. The amendments made by the Finance Act, 2020 have been incorporated to the extent relevant in the enclosed Annexure I.
6. Several of these benefits are dependent on the Debenture Holder(s) fulfilling the conditions prescribed under the relevant tax laws. Hence, the ability of the Debenture Holder(s) to derive the tax benefits is dependent upon fulfilling such conditions, which are based on business imperatives the Debenture Holder(s) would face in the future. The Debenture Holder(s) may or may not choose to fulfill such conditions.
7. We confirm that the Statement of Tax Benefits as set out in Annexure I materially covers all the provisions of the IT Act as amended, with respect to Debenture Holder(s). However, the same may not be considered to be exhaustive. This statement is only intended to provide general information to the investors and is neither designed nor intended to be a substitute for professional tax advice. In view of the individual nature of the tax

consequences and the changing tax laws, each investor is advised to consult their own tax consultant with respect to the specific tax implications arising out of their participation in the issue.

8. Our views are based on the existing provisions of the Act and its interpretations, which are subject to change or modification by subsequent legislative, regulatory, administrative or judicial decisions. Any such change, which could also be retrospective, could have an effect on the validity of our views stated herein. We assume no obligation to update this statement on any events subsequent to its issue, which may have a material effect on the discussions herein.
9. We do not express any opinion or provide any assurance as to whether:
  - The Company or its debenture holders will continue to obtain these benefits in future;
  - The conditions prescribed for availing the benefits, where applicable have been or would be met with; or
  - The revenue authorities/courts will concur with views expressed herein.
10. Preparation of the Statement of Tax Benefits is the responsibility of the Company's management. The contents of the said Statement have been evaluated by us as mentioned in paragraph 2(ii) above, based on information, explanations and representations obtained from the Company and on the basis of our understanding of the business activities and operations of the Company and this should be stated in the Draft Prospectus and/or Prospectus.
11. No assurance is given that the revenue authorities / Courts will concur with the views expressed herein. Our views are based on existing provisions of law and its interpretation which could vary from others, and which are subject to change from time to time. We do not assume any responsibility to update the views consequent to such changes.
12. We hereby confirm that while providing this certificate we have complied with the Code of Ethics issued by the Institute of Chartered Accountants of India.

We hereby consent to inclusion of the extracts of this certificate in the Draft Prospectus, the Prospectus or any other document in relation to the Issue.

We confirm that we will immediately inform the Company and the Lead Manager to the Issue of any change, additions or deletions in respect of the matters covered in this certificate till the date when the NCDs commence trading on BSE. In the absence of any such communication from us, the above information should be taken as updated information until commencement of trading of the NCDs on BSE.

This certificate has been issued at the request of the Company for use in connection with the Issue and may accordingly be relied on by the Lead Manager, the Company and the legal counsel appointed in relation to the Issue, and may, inter alia, be submitted to Securities and Exchange Board of India, the BSE Limited and/or any other regulatory/statutory/governmental or any other authority, and be produced in any actual/potential proceeding or actual/potential dispute relating to or connected with the Draft Prospectus, Prospectus or otherwise in connection with the Issue.

For **Rangamani & Co.,**  
Chartered Accountants,  
Firm Registration Number– 003050 S  
Peer Review Number: 009526\*

**R. Sreenivasan**  
Partner  
Membership No.: 020566  
Alleppey

**UDIN – 20020566AAAAOQ1883**

Cc:  
**Khaitan & Co**  
One World Center

10<sup>th</sup> & 13th Floor, Tower 1C  
841 Senapati Bapat Marg  
Mumbai, Maharashtra-400 013

*\*We, Rangamani & Co, Chartered Accountants, hereby confirm that pursuant to the peer review process conducted by the Institute of Chartered Accountants of India ("ICAI"), a clean report dated March 3, 2020 has been issued to the Peer Review Board of the ICAI. As clarified by the ICAI, the Peer Review Certificate will be effective from the date of submission of the final clean report, irrespective of the date of the Peer Review Board meeting in which it is approved, and the validity of Peer Review Certificate (due to expire during April 1, 2019 to March 24, 2020 or period of lockdown) will be extended for a period of one (1) year from the date of validity of the last issued certificate subject to the submission of the final clean report. Accordingly, though receipt of the renewed peer review certificate is pending, we are eligible to examine and certify the financial information to be included in the Offer Documents, as on date*



## ANNEXURE I

### STATEMENT OF POSSIBLE TAX BENEFITS AVAILABLE TO DEBENTURE HOLDERS

The information provided below sets out the possible direct tax benefits available to the Debenture Holders of the Company in a summary manner only and is not a complete analysis or listing of all potential tax consequences of the subscription, ownership and disposal of Non-Convertible Debentures ("debentures"), under the current tax laws presently in force in India. Several of these benefits are dependent on the debenture holders fulfilling the conditions prescribed under the relevant tax laws. Hence, the ability of the debenture holders to derive the tax benefits is dependent upon fulfilling such conditions, which, based on commercial imperatives a debenture holder faces, may or may not choose to fulfill. We do not express any opinion or provide any assurance as to whether the Company or its debenture holders will continue to obtain these benefits in future. The following overview is not exhaustive or comprehensive and is not intended to be a substitute for professional advice.

**Debenture holders are advised to consult their own tax consultant with respect to the tax implications of an investment in the debentures particularly in view of the fact that certain recently enacted legislation may not have a direct legal precedent or may have a different interpretation on the benefits, which an investor can avail.**

Our views expressed in this statement are based on the facts and assumptions as indicated in the statement. No assurance is given that the revenue authorities/courts will concur with the views expressed herein. Our views are based on the existing provisions of law and its interpretation, which are subject to change from time to time. We do not assume responsibility to update the views consequent to such changes. Reliance on this statement is on the express understanding that we do not assume responsibility towards the investors who may or may not invest in the proposed issue of debentures relying on this statement.

This statement has been prepared solely in connection with the proposed Issue of debentures under the Regulations as amended.

### STATEMENT OF POSSIBLE DIRECT TAX BENEFITS AVAILABLE TO THE DEBENTURE HOLDERS

#### A. Under the Income-Tax Act, 1961 ("I.T. Act")

##### I. Tax benefits available to the Resident Debenture Holders

1. Interest on debentures received by resident debenture holders would be subject to tax at the normal rates of tax in accordance with and subject to the provisions of the I.T. Act.

2. The Finance Act, 2020, has provided an option to Individuals and HUF for payment of taxes at the following reduced rates from Assessment Year 2021-22 and onwards:

At the rate of 5% of Total Income (If total income exceeds Rs.250,000 and does not exceed Rs.500,000); at the rate of 10% of Total Income (If total income exceeds Rs.500,000 and does not exceed Rs.750,000); at the rate of 15% of Total Income (If total income exceeds Rs.750,000 and does not exceed Rs.10,00,000); at the rate of 20% of Total Income (If total income exceeds Rs.10,00,000 and does not exceed Rs.12,50,000); at the rate of 25% of Total Income (If total income exceeds Rs.12,50,000 and does not exceed Rs.15,00,000); at the rate of 30% of Total Income (If total income exceeds Rs.15,00,000).

The above rates of Income Tax shall be increased by a Surcharge at the rate of 10% of such tax liability (if net income exceeds Rs. 50,00,000 and does not exceed Rs. 1,00,00,000); 15% of such tax liability (if net income exceeds Rs. 1,00,00,000 and does not exceed Rs.2,00,00,000); 25% of such tax liability (if net income exceeds Rs.2,00,00,000 and does not exceed Rs.5,00,00,000); 37% of such tax liability (if net income exceeds Rs.5,00,00,000). The enhanced surcharge of 25% & 37%, as the case may be, is not levied, from income chargeable to tax under sections 111A, 112A and 115AD. Hence, the maximum rate of surcharge on tax payable on such incomes shall be 15%.

Health and Education Cess is levied at the rate of 4% on the amount of income-tax plus surcharge.

3. In the case of every domestic Indian company where total turnover or gross receipts does not exceed Rs.400 crore in FY 2018-19, tax shall be payable at the rate of 25%. In case of other domestic Indian companies, tax shall be payable at the rate of 30%. Surcharge shall be payable at the rate of 12% if the total income exceeds Rs.10 crore; 7% if the total income exceeds Rs.1 crore but does not exceed Rs.10 crore and no surcharge if the total income does not exceed Rs.1 crore. In addition to this, Cess at the rate of 4% shall be payable on the income-tax plus surcharge.

According to the Taxation Laws (Amendment) Act, 2019, domestic Indian companies have an option to pay tax at concessional rates as specified in sections 115BAA and 115BAB. Accordingly, any domestic company has an option to pay income-tax at the rate of 22% subject to condition that they will not avail any of the prescribed exemption/incentive/losses. Surcharge shall be payable at the rate of 10% and Cess shall be payable at the rate of 4% on the income-tax plus surcharge. The effective tax rate for these companies shall be 25.17% inclusive of surcharge & cess. Also, such companies shall not be required to pay Minimum Alternate Tax. Any new domestic company incorporated on or after 1st October 2019 making fresh investment in manufacturing, has an option to pay income-tax at the rate of 15%. This benefit is available to companies which do not avail any prescribed exemption/incentive/losses and commences their production on or before 31st March, 2023. Surcharge shall be payable at the rate of 10% and Cess shall be payable at the rate of 4% on the income tax plus surcharge. The effective tax rate for these companies shall be 17.16% inclusive of surcharge and Cess. Also, such companies shall not be required to pay Minimum Alternate Tax.

A company which does not opt for the concessional tax regime and avails the tax exemption/incentive shall continue to pay tax at the pre-amended rate. However, these companies can opt for the concessional tax regime after expiry of their tax holiday/exemption period. After the exercise of the option, they shall be liable to pay tax at the rate of 22% (subject to fulfillment of prescribed conditions) and option once exercised cannot be subsequently withdrawn. Further, in order to provide relief to companies which continue to avail exemptions/incentives, the rate of Minimum Alternate Tax has been reduced from existing 18.5% to 15%.

4. Income tax is deductible at source on interest on debentures, payable to resident debenture holders at the time of credit / payment as per the provisions of section 193 of the I.T. Act. The Ministry of Finance vide its Press Release dated 13<sup>th</sup> May, 2020 had announced reduced rates for deduction of tax at source. Accordingly, the TDS rate under Section 193 of the Income Tax Act was reduced to 7.5% for the period 14<sup>th</sup> May, 2020 to 31<sup>st</sup> March, 2021.

However, no income tax is deductible at source in respect of any security issued by a Company in a dematerialized Form and is listed on recognized stock exchange in India in accordance with the Securities Contracts (Regulation) Act 1956 and the rules made thereunder.

5. As per section 2(29A) read with section 2(42A) of the I.T. Act, a listed debenture is treated as a long term capital asset if the same is held for more than 12 months immediately preceding the date of its transfer.

As per section 112 of the I.T. Act, Capital gains arising on the transfer of long term capital assets being listed debentures are subject to tax at the rate of 10% [plus applicable surcharge and Health and Education Cess ("cess")] of capital gains calculated without indexation of the cost of acquisition. The capital gains shall be computed by deducting expenditure incurred in connection with such transfer and cost of acquisition of the debentures from the sale consideration.

In case of an individual or HUF, being a resident, where the total income as reduced by such long-term capital gains is below the maximum amount which is not chargeable to income-tax, then, such long term capital gains shall be reduced by the amount by which the total income as so reduced falls short of the maximum amount which is not chargeable to income-tax and the tax on the balance of such long-term capital gains shall be computed at the rate mentioned above.

6. As per section 2(42A) of the I.T. Act, a listed debenture is treated as a short term capital asset if the same is held for not more than 12 months immediately preceding the date of its transfer.

Short-term capital gains on the transfer of listed debentures, where debentures are held for a period of not more than 12 months would be taxed at the normal rates of tax in accordance with and subject to the provisions of the I.T. Act. The provisions relating to maximum amount not chargeable to tax described at para 2 above would also apply to such short term capital gains.

7. In case debentures are held as stock in trade, the income on transfer of debentures would be taxed as business income or loss in accordance with and subject to the provisions of the I.T. Act.

8. Interest on application money and interest on refund application money would be subject to tax at the normal rates of tax in accordance with and subject to the provisions of the I.T. Act and such tax would need to be withheld at the time of credit/payment as per the provisions of Section 194A of the I.T. Act. The reduced rate of tax deduction at source of 7.5% would apply during the period between 14<sup>th</sup> May, 2020 and 31<sup>st</sup> March, 2021.

9. As per Section 74 of the I.T. Act, a short term capital loss on debentures suffered during the year is allowed to be set off against short term as well as long term capital gains of the said year. Balance loss, if any could be carried forward for eight years for claiming set-off against subsequent years' short-term as well as long-term capital gains. Long-term capital loss on debentures suffered during the year is allowed to be set-off only against long-term capital gains. Balance loss, if any, could be carried forward for eight years for claiming set-off against subsequent year's long-term capital gains.

## **II. Tax benefits available to the Non - Resident Debenture Holders**

1. A non-resident Indian has an option to be governed by Chapter XII-A of the I. T. Act, subject to the provisions contained therein which are given in brief as under:

a. As per section 115C(e) of the I. T. Act, the term "non-resident Indian" means an individual, being a citizen of India or a person of Indian origin who is not a "resident". A person shall be deemed to be of Indian origin if he, or either of his parents or any of his grand-parents, was born in undivided India.

b. As per section 115E of the I.T. Act, interest income from debentures acquired or purchased with or subscribed to in convertible foreign exchange will be taxable at 20%, whereas, long term capital gains on transfer of such debentures will be taxable at 10% of such capital gains without indexation of cost of acquisition. Short-term capital gains will be taxable at the normal rates of tax in accordance with and subject to the provisions contained therein.

c. As per section 115F of the I.T. Act, long term capital gains arising to a non-resident Indian from transfer of debentures acquired or purchased with or subscribed to in convertible foreign exchange will be exempt from capital gain tax if the net consideration is invested within six months after the date of transfer of the debentures in any specified asset or in any saving certificates referred to in section 10(4B) of the I. T. Act in accordance with and subject to the provisions contained therein. However, if the new assets are transferred or converted into money within a period of three years from their date of acquisition, the amount of capital gains claimed earlier would become chargeable to tax as long term capital gains in the year in which the new assets are transferred or converted into money.

d. As per section 115G of the I.T. Act, it shall not be necessary for a non-resident Indian to file a return of income under section 139(1) of the I.T. Act, if his total income consists only of investment income as defined under section 115C and / or long term capital gains earned on transfer of such investment acquired out of convertible foreign exchange, and the tax has been deducted at source from such income under the provisions of Chapter XVII-B of the I.T. Act in accordance with and subject to the provisions contained therein.

e. As per section 115H of the I.T. Act, where a non-resident Indian becomes assessable as resident in India in any subsequent year, he may furnish to the Assessing Officer a declaration in writing along with return of income under section 139 for the assessment year for which he is assessable as a resident, to the effect that the provisions of Chapter XII-A shall continue to apply to him in relation to the investment income (other than on shares in an Indian Company) derived from any foreign exchange assets in accordance with and subject to the provisions contained therein. On doing so, the provisions of Chapter XII-A shall continue to apply to him in relation to such income for that assessment year and for every subsequent assessment year until the transfer or conversion (otherwise than by transfer) into money of such assets.

2. In accordance with and subject to the provisions of section 115-I of the I.T. Act, a non-resident Indian may opt not to be governed by the provisions of Chapter XII-A of the I.T. Act. In that case,

a. Long term capital gains on transfer of listed debentures would be subject to tax at the rate of 10% computed without indexation.

b. Investment income and Short-term capital gains on the transfer of listed debentures, where debentures are held for a period of not more than 12 months preceding the date of transfer, would be taxed at the normal rates of tax in accordance with and subject to the provisions of the I.T. Act

c. Where debentures are held as stock in trade, the income on transfer of debentures would be taxed as business income or loss in accordance with and subject to the provisions of the I.T. Act.

3. Under Section 195 of the I.T. Act, the applicable rate of tax deduction at source is 20% on investment income and 10% on any long-term capital gains as per section 115E of the I.T. Act, and at the normal rates for Short Term Capital Gains if the payee debenture holder is a Non - resident Indian.

4. As per Section 74 of the I.T. Act, a short term capital loss on debentures suffered during the year is allowed to be set off against short term as well as long term capital gains of the said year. Balance loss, if any could be carried forward for eight years for claiming set-off against subsequent years' short-term as well as long-term capital gains. Long-term capital loss suffered (other than the long-term capital assets whose gains are exempt under Section 10(38) of the I.T. Act) during the year is allowed to be set-off only against long-term capital gains. Balance loss, if any, could be carried forward for eight years for claiming set-off against subsequent year's long-term capital gains.

5. Interest on application money and interest on refund application money would be subject to tax at the normal rates of tax in accordance with and subject to the provisions of the I.T. Act and such tax would need to be withheld at the time of credit/payment as per the provisions of Section 195 of the I.T. Act.

6. The income tax deducted shall be increased by surcharge as under:

a. In the case of non-resident Indian, surcharge at the rate of 10% of such tax liability (if net income exceeds Rs. 50,00,000 and does not exceed Rs. 1,00,00,000); 15% of such tax liability (if net income exceeds Rs. 1,00,00,000 and does not exceed Rs.2,00,00,000); 25% of such tax liability (if net income excluding income referred to in Section 115AD(1)(b) exceeds Rs.2,00,00,000 and does not exceed Rs.5,00,00,000); 37% of such tax liability (if net income excluding income referred to in Section 115AD(1)(b) exceeds Rs.5,00,00,000).

b. In the case of Foreign companies, surcharge is applicable at the rate of 2% of such tax liability where the income or the aggregate of such income paid or likely to be paid and subject to deduction exceeds Rs. 1,00,00,000 but does not exceed Rs. 10,00,00,000. Surcharge at the rate of 5% of such income tax where the income or the aggregate of such income paid or likely to be paid and subject to the deduction exceeds Rs. 10,00,00,000.

c. Health and Education Cess is to be applied at 4% on aggregate of base tax and surcharge.

7. As per section 90(2) of the I.T. Act read with the Circular no. 728 dated October 30, 1995 issued by the Central Board of Direct Taxes, in the case of a remittance to a country with which a Double Tax Avoidance Agreement (DTAA) is in force, the tax should be deducted at the rate provided in the Finance Act of the relevant year or at the rate provided in the DTAA, whichever is more beneficial to the assessee. However, submission of tax residency certificate ("TRC"), is a mandatory condition for availing benefits under any DTAA. If the TRC does not contain the prescribed particulars, a self-declaration in Form 10F would need to be provided by the assessee along with TRC.

8. Alternatively, to ensure non-deduction or lower deduction of tax at source, as the case may be, the Debenture Holder should furnish a certificate under section 195(2) and 195(3) of the I.T. Act, from the Assessing Officer before the prescribed date of closure of books for payment of debenture interest.

### **III. Tax benefit available to the Foreign Institutional Investors (FIIs)**

1. As per Section 2(14) of the I.T. Act, any securities held by FIIs/FPIs which has invested in such securities in accordance with the regulations made under the Securities and Exchange Board of India Act., 1992, shall be treated as capital assets. Accordingly, any gains arising from transfer of such securities shall be chargeable to tax in the hands of FIIs as capital gains.

2. In accordance with and subject to the provisions of section 115AD of the I.T. Act, long term capital gains on transfer of debentures by FIIs are taxable at 10% (plus applicable surcharge and cess) and short-term capital gains

are taxable at 30% (plus applicable surcharge and cess). The benefit of cost indexation will not be available. Further, benefit of provisions of the first proviso of section 48 of the I.T. Act will not apply.

3. Income other than capital gains arising out of debentures is taxable at 20% (plus applicable surcharge and cess) in accordance with and subject to the provisions of Section 115AD of the I.T. Act.

4. Section 194LD in the I. T. Act provides for lower rate of withholding tax at the rate of 5% (plus applicable surcharge and cess) on payment by way of interest paid by an Indian company to FIIs and Qualified Foreign Investor in respect of rupee denominated bond of an Indian company till July 1, 2020 provided such rate does not exceed the rate as may be notified by the Government. Applicable surcharge and cess will also be deducted in addition.

5. In accordance with and subject to the provisions of section 196D(2) of the I.T. Act, no deduction of tax at source is applicable in respect of capital gains arising on the transfer of debentures by FIIs.

6. The CBDT has issued a Notification No.9 dated 22 January 2014 which provides that Foreign Portfolio Investors (FPI) registered under SEBI (Foreign Portfolio Investors) Regulations, 2014 shall be treated as FII for the purpose of Section 115AD of the I.T. Act.

#### **IV. Tax benefits available to Mutual Funds**

As per section 10(23D) of the Act, any income of Mutual Funds registered under the Securities and Exchange Board of India Act, 1992 or Regulations made thereunder, Mutual Funds set up by public sector banks or public financial institutions and Mutual Funds authorized by the Reserve Bank of India will be exempt from income tax, subject to such conditions as the Central Government may, by notification in the Official Gazette, specify in this behalf.

#### **V. Exemption under Section 54EE and 54F of the I.T. Act**

1. As per provisions of Section 54EE of the I.T. Act, long term capital gains arising to debenture holders on transfer of their debentures in the company shall not be chargeable to tax to the extent such capital gains are invested in certain notified units within six months after the date of transfer. If only part of the capital gain is so invested, the exemption shall be proportionately reduced. However, if the said notified units are transferred within three years from their date of acquisition, the amount of capital gain claimed earlier would become chargeable tax as long term capital gains in the year in which units are transferred. Further, in case where loan or advance on the security of such notified units is availed, such notified units shall be deemed to have been transferred on the date on which such loan or advance is taken. However, the amount of exemption with respect to the investment made in the aforesaid notified units during the financial year in which such debentures are transferred and the subsequent financial year, should not exceed Rs. 50 lacs.

2. As per provisions of section 54F of the I.T. Act, any long-term capital gains on transfer of a long term capital asset (not being residential house) arising to a debenture holders who is an individual or Hindu Undivided Family, is exempt from tax if the entire net sales consideration is utilized, within a period of one year before, or two years after the date of transfer, in purchase of a new residential house, or for construction of residential house within three years from the date of transfer. If part of such net sales consideration is invested within the prescribed period in a residential house, then such gains would be chargeable to tax on a proportionate basis.

This exemption is available, subject to the condition that the debenture holder does not own more than one residential house at the time of such transfer. If the residential house in which the investment has been made is transferred within a period of three years from the date of its purchase or construction, the amount of capital gains tax claimed earlier would become chargeable to tax as long term capital gains in the year in which such residential house is transferred. Similarly, if the debenture holder purchases within a period of two years or constructs within a period of three years after the date of transfer of capital asset, another residential house (other than the new residential house referred above), then the original exemption will be taxed as capital gains in the year in which the additional residential house is acquired.

#### **VI. Requirement to furnish PAN under the I.T. Act**

1. Section 139A(5A) of the I.T. Act requires every person receiving any sum or income or amount from which tax has been deducted under Chapter XVII-B of the I.T. Act to furnish his PAN to the person responsible for deducting such tax.

2. Section 206AA of the I.T. Act requires every person entitled to receive any sum or income or amount, on which tax is deductible under Chapter XVII-B ("deductee") to furnish his PAN to the deductor, failing which tax shall be deducted at the higher of the following rates:

- i. at the rate specified in the relevant provision of the I. T. Act; or
- ii. at the rate or rates in force; or
- iii. at the rate of twenty per cent.

The higher rate of tax deduction at source at the rate of twenty percent stands unchanged in the CBDT Press Release dated May 13, 2020 regarding Reduction in rate of Tax Deduction at Source.

3. As per Rule 37BC, the higher rate under section 206AA shall not apply to a non-resident, not being a company, or to a foreign company, in respect, of payment of interest, if the non-resident deductee furnishes the prescribed details inter alia TRC and Tax Identification Number (TIN).

4. A declaration under Section 197A(1) or 197A(1A) or 197A(1C) shall not be valid unless the person furnishes his PAN in such declaration and the deductor is required to deduct tax as per para (I) above in such a case.

5. Where a wrong PAN is provided, it will be regarded as non – furnishing of PAN and para (I) above will apply apart from penal consequences.

## **VII. Taxability of Gifts received for nil or inadequate consideration**

As per section 56(2)(x) of the I.T. Act, where any person receives debentures from any person on or after 1st April, 2017:

a. without consideration, aggregate fair market value of which exceeds fifty thousand rupees, then the whole of the aggregate fair market value of such debentures or;

b. for a consideration which is less than the aggregate fair market value of the debenture by an amount exceeding fifty thousand rupees, then the aggregate fair market value of such debentures as exceeds such consideration shall be taxable as the income of the recipient at the normal rates of tax. The above is subject to few exceptions as stated in section 56(2)(x) of the I. T. Act.

## **NOTES:**

- The above statement sets out only certain relevant benefits under the Income Tax Act, 1961 and does not cover benefits under any other law.
- Several of the above tax benefits are dependent on the debenture holders fulfilling the prescribed conditions prescribed under the relevant tax laws and subject to General Anti Avoidance Rules covered under Chapter X-A of the Act.
- This statement is intended only to provide general information to the Debenture Holder(s) and is neither designed nor intended to be a substitute for professional tax advice. In view of the individual nature of tax consequences, each Debenture Holder is advised to consult his/her/its own tax advisor with respect to specific tax consequences of his/her/its holding in the debentures of the Company.
- No assurance is given that the revenue authorities/courts will concur with the views expressed herein. Our views are based on the existing provisions of the Law and its interpretation, which are subject to changes from time to time based on judicial pronouncements. We do not assume responsibility to update the views consequent to such changes. We shall not be liable to any claims, liabilities or expenses relating to this assignment except to the extent of fees relating to this assignment, as finally judicially determined to have resulted primarily from bad faith or intentional misconduct. We will not be liable to any other person in respect of this statement.

## ABOUT OUR COMPANY

### INDUSTRY OVERVIEW

*Unless otherwise indicated, all of the information and statics disclosed in this section are extracted from an industry report titled 'Gold Loan Market in India 2019' ("**IMaCS Report**"), prepared and issued by ICRA Management Consulting Services ("**IMaCS**"). For details of risks in relation to IMaCS Report and other publications, see "Risk Factors" on page 16. We have not independently verified certain industry data in this Prospectus. The information presented in this section, including forecasts and projections, have not been prepared or independently verified by us, our Directors, our Promoters, the Lead Manager or any of our or their respective advisors.*

*The data may have been re-classified by us for the purposes of presentation. Industry sources and publications generally state that the information contained therein has been obtained from sources generally believed to be reliable, but that their accuracy, completeness and underlying assumptions are not guaranteed, and their reliability cannot be assured. Industry sources and publications are also prepared based on information as of specific dates and may no longer be current or reflect current trends. Industry sources and publications may also base their information on estimates, projections, forecasts and assumptions that may prove to be incorrect.*

*Accordingly, investors must rely on their independent examination of, and should not place undue reliance on, or base their investment decision solely on this information. The recipient should not construe any of the contents in the IMaCS Report as advice relating to business, financial, legal, taxation or investment matters and are advised to consult their own business, financial, legal, taxation, and other advisors concerning the transaction.*

*Following is the disclaimer of IMaCS Report: "All information contained in this document has been obtained by IMaCS from sources believed by it to be accurate and reliable. Although reasonable care has been taken to ensure that the information herein is true, such information is provided 'as is' without any warranty of any kind, and IMaCS in particular, makes no representation or warranty, express or implied, as to the accuracy, timeliness, completeness, merchantability or fitness for any particular purpose of any such information. All information contained herein must be construed solely as statements of opinion, and IMaCS shall not be liable for any losses incurred by users from any use of this document or its contents in any manner. Opinions expressed in this document are not the opinions of our holding company, ICRA Limited (ICRA), and should not be construed as any indication of credit rating or grading of ICRA for any instruments that have been issued or are to be issued by any entity."*

### INDIAN ECONOMY

The COVID-19 Pandemic is inflicting high and rising human costs worldwide, and the necessary protection measures are severely impacting economic activity. As a result, India's gross domestic product (GDP) contracted 23.9 per cent in the April-June quarter of 2020-21 from that in the same quarter last financial year (Source: National Statistics Office (NSO)). This was mainly on account of limited economic activity in the country during the quarter amid lockdowns to control the spread of the corona virus pandemic.

This is the first instance of an economic contraction for the country in at least four decades, and also the first GDP decline since India began publishing quarterly numbers in 1996. The rate of India's GDP growth had declined from 6.1 per cent in FY19 to 4.2 per cent in FY20, the slowest in 11 years. (Source: National Statistics Office (NSO)).

The slump in growth will be concentrated in the first half of Fiscal 2021, while the second half is expected to witness a mild recovery subject to control over spread of corona virus. The GoI and RBI have announced various economic stimulus measures to reduce the impact of pandemic on economy.

### Gold Finance Industry in India

India is one of the largest markets for gold and its gold reserves have grown substantially in the past couple of decades, so much so that in the present time India has moved into the list of top ten countries in terms of gold reserves. The Indian Gold loan market underwent a significant change as it came out of a particularly testing period during FY 2013-2015. The segment which was on an upswing during FY 2004-2012 went through a period of slowdown when the regulator, concerned about the overheating in the sector, introduced a series of stringent

guidelines. Also as observed by us the two major macroeconomic events in the recent past namely demonetization and GST roll out caused some short-term volatility in the demand, however, after a period of subdued growth, the gold loan market stabilised. During FY 2019 the NBFC sector witnessed some stress, however, since the gold loan NBFCs were not so much impacted by it, hence the demand for gold loan was fairly stable.

The Indian Gold Loan Market grew by 9.5 per cent in FY 2019 as compared to 10 per cent in FY 2018 from Rs. 1,600 billion to Rs. 1,750 billion. However, the Gold Loan market grew marginally during FY 2017 to Rs. 1,450 billion from a level of Rs. 1,400 billion in FY 2016. During the same period, gold prices at the end of FY 2019 were higher by 4 per cent, Rs. 2,885 million per tonne in FY 2019 compared to Rs. 2,776 million per tonne in FY 2018, this contrasted with the decline that was witnessed during FY 2012-2015 when prices fell by about of 12 per cent from Rs. 2,723 million per tonne to Rs. 2,338 million per tonne. In India, gold is mostly considered in the form of gold jewellery, the demand for gold jewellery increased by about 8 per cent in FY 2019 compared to the previous year from 562 tonnes to 604 tonnes. This was in contrast to declining trend of about 10 per cent witnessed during FY 2016-2017 from 596 tonnes to 528 tonnes. While FY 2018-2019 saw GST and demonetization having a temporary impact on the gold loan market, there was no such regulatory event in FY 2019, and the regulatory regime was fairly stable.

With increased supervisory and regulatory tightening and Risk Management guidelines, IMaCS expect compliance cost for NBFCs including Gold Loan NBFCs to go up.

The rural population of India is more inclined towards availing gold loan and more so in south India as gold ensures higher liquidity. It is mostly used to meet the capital for agriculture produce. Gold serves twin purpose as it is purchased as an asset (as an investment in ornaments) and it can also be utilised at the time of need (capital needs) as compared to other traditional loan products. Traditionally, the rural sector was being catered mainly by the unorganised lenders like the pawnbrokers, jewellers etc. who charged hefty amount of interest on these loans. However, in the past decade the scenario has changed and the organised lenders such as banks and NBFCs have been expanding their reach to the rural segment and south Indian population.

The competition in the Gold Loans market had surged during the high growth period of FY 2009-2012, with aggressive expansion by all categories of gold loan providers and entry of several NBFCs and banks. It is observed that in the last few years no major new players have entered the market, however the competition amongst the existing players have intensified with several aggressive customer acquisition strategies being adopted. Many specialised gold loan NBFCs have rolled out several technological and risk management initiatives to improve their sourcing of loans (online/ door to door loans), reduce their cost of operations and enhance the safety of the pledged gold.

IMaCS believe that these measures will in the long run contribute to the development of more stable and stronger operations of specialised gold loan NBFCs.

In terms of leading lenders, Muthoot Finance Limited retained its position as the largest gold loan provider with an estimated portfolio of Rs. 335.9 billion and (compared to Rs. 288.5 billion in FY 2018 with growth of 16 per cent) an estimated market share of 19.2 per cent in FY 2019 (compared to 18 per cent in FY 2018). Indian Bank and Indian Overseas Bank occupied the 2<sup>nd</sup> and 3<sup>rd</sup> position with an estimated market share 17 per cent and 7.6 per cent respectively (compared to 14.7 per cent and 7.9 per cent respectively). Manappuram Finance Limited was the 4<sup>th</sup> largest market player with an estimated market share of 7.4 per cent (compared to an estimated market share of 7.3 per cent in FY 2018). Gold loan portfolio of Manappuram increased from Rs. 117 billion to Rs. 129 billion between FY 2018-2019. Another major player Muthoot Fincorp's gold portfolio increased from Rs. 114.5 billion to Rs. 123 billion in FY 2019 compared to FY 2018. Of the other NBFCs, India Infoline Financial Services has shown a significant growth in its gold loan portfolio from Rs. 40.37 billion in FY 2018 to Rs. 61.95 billion in FY 2019.

IMaCS expect the Gold Loan NBFCs to increase their geographical reach and therefore their market share. Specialised Gold Loan NBFCs are expected to further strengthen their presence in Non- South geographies, where competition from the organised sector is still relatively less compared to the Southern & Western India. However, given the competition from fintech companies and innovative strategies adopted by other market players, overall competition in this sector is expected to rise.

The gold loan market is estimated to grow between 9.5 - 11 per cent over the next few years and reach a market size of about Rs 2,300-2,500 billion by FY 2022. Among the key risks, a major risk to the above projections would be any further stringency in RBI's stance on the sector.



## Trends in Gold prices and demand

Indian gold prices are not a linear function of the world gold price (which acts as an indicator of risk aversion/rush to safe havens), as they depend upon import tariffs, the exchange rate, restrictions on forex outflows if any, central bank demand, the demand for gold from the jewellery manufacturer industry, inflation expectations in India, and the timing of certain auspicious days to buy gold. While world gold prices (USD/oz) have been fairly volatile when looked at over a 10- year window, Indian gold prices (INR/10gm for 22karat) have shown an upward trend over the same horizon, although not without some moderate dips (of no higher than INR 5000/10gm).

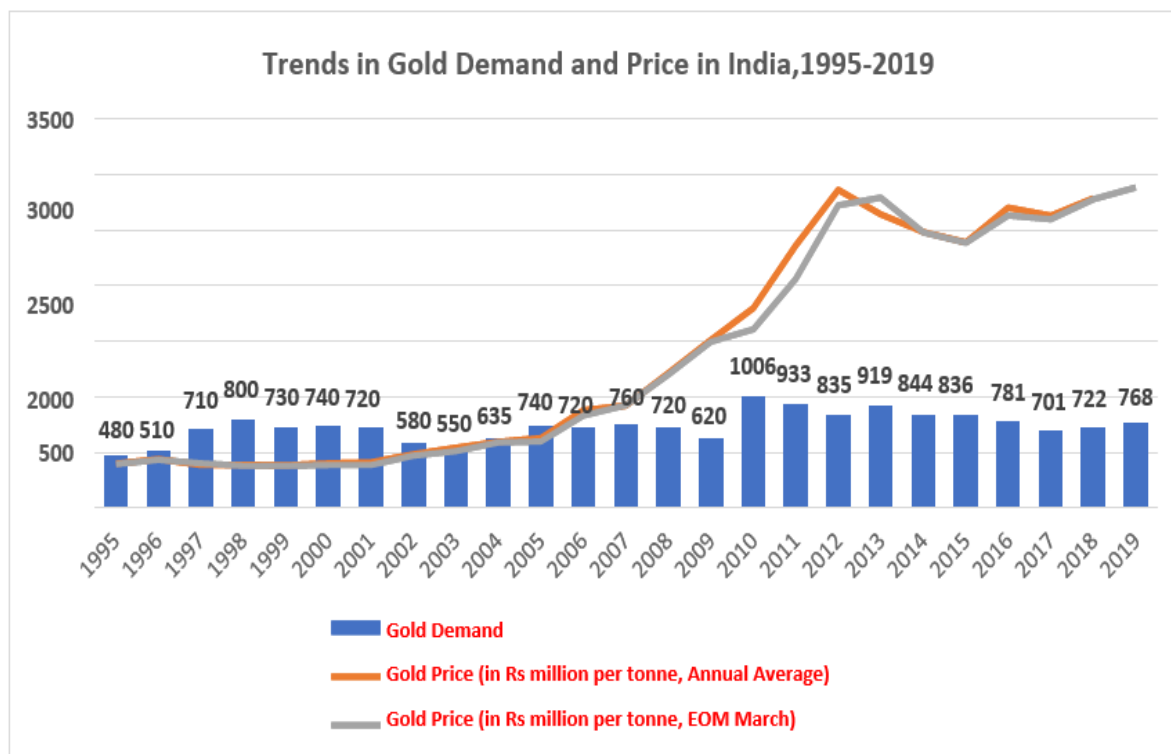


Figure 1: Trend of gold demand and price in India (1995-2019)

(Source: IMAcS analysis, World Gold Council, \*Gold prices available till annual year 2018)

Gold prices started an upward trend from the year 2002 and continued for the next ten years till 2011 which led retail customers view gold as an attractive investment option with a significant scope of appreciation, therefore during this period gold emerged as a preferred investment instrument.

Gold price as on March 2019 was 4 per cent higher compared to that of March 2018, the increase in gold demand has also followed a similar trend as the demand of gold as on March 2019 increased by 6 per cent as compared to March 2018. The demand for gold jewellery was 8 per cent higher in March 2019 as compared to that of March 2018.

| Particulars                                     | 1999-01 | 2002-04 | 2005-07 | 2008-10 | 2011-13 | 2014-16 | 2017-19 |
|---|---------|---------|---------|---------|---------|---------|---------|
| <b>Growth in Gold Demand (%)</b>                | -0.69%  | 4.63%   | 1.34%   | 18.20%  | -0.75%  | -3.80%  | 4.67%   |
| <b>Growth in Gold Prices (in Rs Mn/tonne) *</b> | 0.66%   | 11.86%  | 24.13%  | 15.64%  | 16.35%  | 3.05%   | 5.36%   |

Table 1: Trend of Indian gold demand and price over 20 years (FY 1999-2019)

## Major categories of Gold Loans

There are two distinct categories of gold loans, and the pricing and demand drivers for each category are just as

distinct. These two categories are:

- 1) *Gold loans for agricultural purposes* – A special category known as Agricultural Gold Loans (categorized under farm loans for reporting purposes) and intended to help farmers with crop production and other related/allied agricultural activities by providing liquidity against pledged gold ornaments.
- 2) *Gold loans for non-agricultural purposes*

Gold loans for agricultural purposes have the following features:

- The interest rates for such loans are lower than consumer gold loans because of interest subvention provided by the government of between two to four percent.
- Interest rate (as offered by large PSU banks such as SBI) – for loans less than Rs. 3 lakhs and for purposes of crop production, 7 per cent p.a. during interest subvention period. Above Rs. 3 lakhs and for all multipurpose agricultural gold loan, 9.95 per cent p.a.
- The loan can be in the form of a cash credit/overdraft (three years, reviewed annually) or a term loan (1-3 years).
- Repayment is scheduled to be a few months after harvest and realization of output, with a maximum of three years of repayment.
- Documentation required: evidence of farming activity such as proof of agricultural land records.
- Maximum LTV is 75 per cent.

This form of gold loan can take up 30 per cent of agriculture and allied sector credit.

Gold loans for non-agricultural purposes:

- They are by and large the most popular category of the gold loan market because of the full flexibility of the end-use. The most common end-use according to Manappuram is towards farming/dairy activities and working capital expenses for micro enterprises.

### **Growth and Size of the Organised Gold loan Market**

The total Gold Loan market showed a muted growth and reached Rs. 1,450 billion in FY 2017 compared to Rs. 1,400 billion in FY 2016. However, in FY 2018 the market picked up growth to reach an estimated size of Rs. 1,600 billion. FY 2019 showed a growth for the organised Gold Loan market to Rs. 1,750 billion.

The graph given below shows the growth and size of the organised gold loan market in India:



|                     |     |     |     |     |     |     |    |    |    |     |      |
|---------------------|-----|-----|-----|-----|-----|-----|----|----|----|-----|------|
| <b>Growth (YOY)</b> | 67% | 50% | 87% | 71% | 21% | -7% | 0% | 4% | 4% | 10% | 9.4% |
|---------------------|-----|-----|-----|-----|-----|-----|----|----|----|-----|------|

(Source: Annual reports, analyst reports, bank interviews, IMaCS analysis \*IMaCS estimates are based on certain assumptions)

Figure 2: Size of organised gold loan sector in India, in Rs. Billion (FY 2008-2019)

The market has been growing consistently from FY 2014 onwards however a year on year analysis reveals some basic differences in the nature of growth across each year.

## COMPETITION

### Market Share

During FY 2012 to FY 2015 due to strict regulatory measures prescribed to NBFCs by RBI Specialised Gold loan NBFCs lost ground to banks, however with the regulatory environment stabilising during FY 2015 to FY 2019 these specialised NBFCs regained their market share.

| Gold Loan Company/Bank         | Estimated Gold Loan Portfolio<br>(Amount in Rs. Crores) |        |        |        | Estimated Market Share |        |        |        |
|--------------------------------|---|--------|--------|--------|------------------------|--------|--------|--------|
|                                | FY16  | FY17   | FY18   | FY19   | FY16                   | FY17   | FY18   | FY19   |
| Muthoot Finance                | 24,336  | 27,220 | 28,848 | 33,585 | 17.40%                 | 18.80% | 18%    | 19.19% |
| Manappuram Finance             | 10,080  | 11,124 | 11,735 | 12,962 | 7.20%                  | 7.70%  | 7.30%  | 7.41%  |
| Muthoot Fincorp                | 6,847   | 9,052  | 11,445 | 12,302 | 4.90%                  | 6.20%  | 7.20%  | 7.03%  |
| Shriram City Union Finance     | 3,328   | 3,425  | 3,374  | 2,712  | 2.40%                  | 2.40%  | 2.10%  | 1.55%  |
| India Infoline Finance Limited | 2,900   | 2,899  | 4,037  | 6,195  | 2.10%                  | 2.00%  | 2.50%  | 3.54%  |
| Indian Bank                    | 18,520  | 18,671 | 23,571 | 29,136 | 13.20%                 | 12.90% | 14.70% | 16.65% |
| Indian Overseas Bank           | 15,249  | 11,501 | 12,679 | NA**   | 10.90%                 | 7.90%  | 7.90%  | 7.56%  |
| HDFC Bank                      | 4,500   | 4,800  | 5,500  | 5,900  | 3.20%                  | 3.30%  | 3.40%  | 3.37%  |
| South Indian Bank              | 3,888   | 4,296  | 4,766  | 6,189  | 2.80%                  | 3.00%  | 3.00%  | 3.54%  |
| Federal Bank                   | 2,420   | 2,093  | 1,965  | NA**   | 1.70%                  | 1.40%  | 1.20%  | 1.12%  |
| Andhra Bank                    | 2,282   | 2,605  | 2,984  | 3,062  | 1.60%                  | 1.80%  | 1.90%  | 1.75%  |
| Catholic Syrian Bank           | 1,761   | 2,025  | 2,500  | 3,333  | 1.20%                  | 1.40%  | 1.60%  | 1.90%  |
| Dhanalaxmi Bank                | 870   | 787    | 795*   | 1,031  | 0.60%                  | 0.50%  | 0.50%  | 0.59%  |

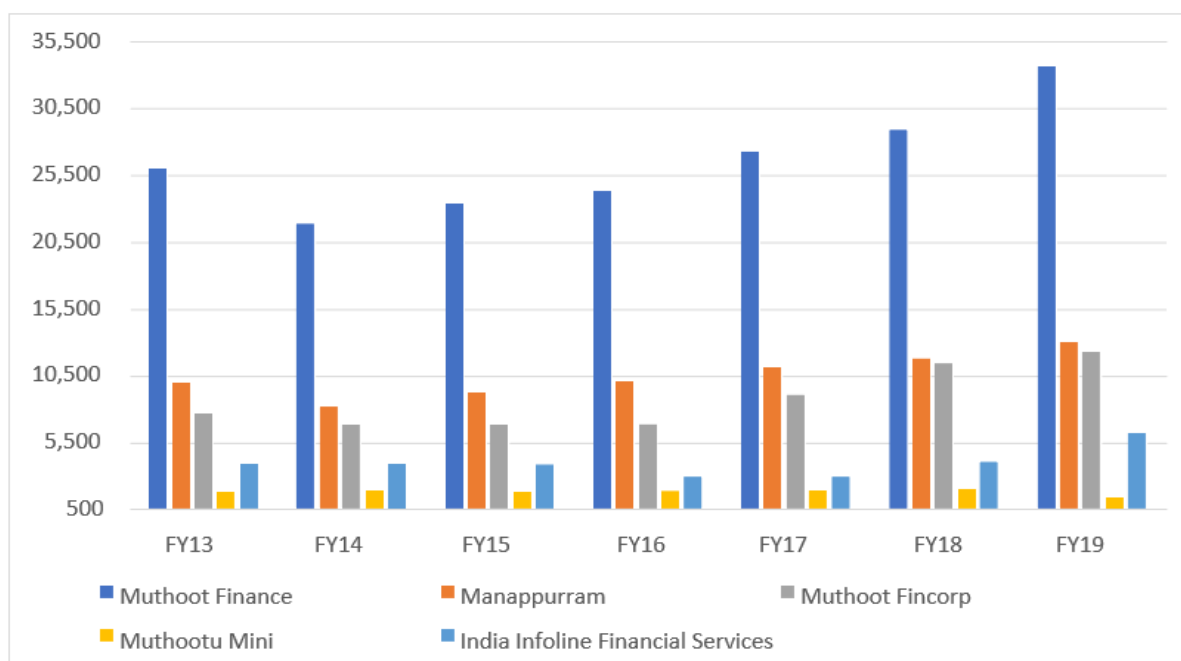
\*IMaCS estimates based on certain assumptions \*\*IMaCS estimation based on trend for past 5 years as figures not available in FY19 annual report. Same is used to estimate market share

(Source: Annual Report, Investor's Presentation, Rating Rationale, Interviews with banks, IMaCS analysis and estimates)

Table 2: Market share of leading gold loan providers in India (FY 2016-2019)

### Specialised Gold loan NBFCs

Traditionally, banks and unorganised lenders were the key players of the gold loan industry but that doesn't hold true anymore. The major gold loan NBFCs have shown a commendable growth and hold a major chunk of this sector. The following chart shows the portfolio of Specialised Gold Loan NBFCs along with their growth:



(Source: Annual Report, Analyst Presentation, IMA CS Analysis)

Figure 3: Market share of specialised gold loan NBFCs (FY 2013-2019)

### Competitive strategies

Banks have a considerable volume of low-cost money at their disposal which keeps their cost of funds low. As a result of low cost of funds, banks are able to extend gold loans at lower rate of interest however the same is not applicable for NBFCs as they have to raise funds through various other sources for which they need to pay a higher price. Therefore, the rate of interest charged by the NBFCs are higher than what is charged by the banks, still, customers approach NBFCs for availing gold loans and there are certain reasons behind customer's willingness such as:

- 1) *Turnaround time:* The turnaround time in NBFCs is much faster as compared to banks. The borrowers mostly require small amount of loans against the gold pledged by them as quickly as possible and NBFCs are the specialised institution for this with employees highly experienced in the assessment and disbursement.
- 2) *Convenience:* NBFCs have a wider reach specially in the southern regions and most locations are covered by them, a customer willing to avail gold loan also chooses NBFC over a bank due to the convenience it provides of not travelling far distances with valuable ornaments/coins.
- 3) *Familiarity:* Unlike banks transfers are not that frequent in NBFC branches, also mostly the employees are local and are able to communicate with the borrowers in the local language which ensure that the customers enjoy a sense of familiarity.
- 4) *Availability:* Since gold loan is only a part of the whole portfolio of a bank, they do not have experienced people/appraiser specialised for advancing gold loan, and appraisal is done by a professional appraiser therefore, loans can be extended only when he is available. While the NBFCs have employees, who are trained to appraise the gold. Therefore, a customer can reach out to NBFCs anytime to avail gold loan.

### Gold loan business outlook

The Gold Loan Market in India has come a long way. With the major segment being catered by the unorganised and unregulated sector, there is a huge potential for the gold loan players to tap this market. Financial Institutions with the operational capabilities, innovative products, investment of funds, modern technology and increased penetration in non-south geography can capture a large market share and profitable returns. The gold loan players have already started expanding their reach by opening branches in new geographies and bringing new and

innovative product to the customer's table. The overall regulatory environment is currently neutral for Specialised Gold Loan NBFCs and expected to continue to be stable. Therefore, it is expected that in the medium term, Specialised Gold Loan NBFCs are well poised to grow and increase their market share.

Although it is observed that there is a subdued credit demand in the country, it may not have a huge impact on Gold Loan Demand as this yellow metal is highly liquid especially at the time of distress, also increase in gold prices will be beneficial for the borrower while availing loan as they will be able to get higher amount of loan on the same collateral. The Banks & Financial Institutions are also focusing on the increase of retail credit hence the gold loan market will also experience growth. With current focus of the Banks on NPAs, they will focus on Gold Loan as compared to other retail loan products, it has got less NPAs.

The aggressive expansion strategies of the Gold Loan NBFCs by expanding well and proactively adapting technology, and banks starting to realize the benefits of gold loans as a "safe haven" compared to other retail products with higher NPAs, the gold loan market is in good shape and is estimated to grow between 9.5 – 11 per cent over the next few years and reach a market size of about Rs 2,300-2,500 billion by FY 2022. The enabling factors would be a stable and neutral regulatory regime increased penetration in rural geographies via digital onboarding and successful geographical expansion to other parts of India.

However, the Gold Loan businesses will have to face short term challenges due to economic impact of COVID-19 Pandemic since Gold loan borrowers (small businessmen, non-salaried class individual, farmers) are vulnerable as they are mostly self-employed or employed in informal sector. They borrow mainly to meet their short-term borrowing needs. Due to COVID-19 Pandemic and subsequent lockdown across the country, cash flows of borrowers are expected to get impacted resulting into delays and default in repayments.

## OUR BUSINESS

*In this section any reference to “we”, “us” or “our” refers to Muthoot Fincorp Limited. Unless stated otherwise, the financial data in this section is according to our Reformatted Ind AS Consolidated Financial Statements, Reformatted Ind AS Standalone Financial Statements, Reformatted IGAAP Consolidated Financial Statements and Reformatted IGAAP Standalone Financial Statements prepared in accordance with the requirements of the SEBI Debt Regulations and the Companies Act set forth elsewhere in the Prospectus.*

*The following information should be read together with the more detailed financial and other information included in the Prospectus, including the information contained in the chapter titled “Risk Factors” on page 16.*

### Overview

We are, a non-deposit taking, systemically important NBFC registered with the RBI bearing registration no. 16.00170 dated July 23, 2002 under Section 45 IA of the RBI Act. Our Company emerged as a prominent gold loan player with 75% growth in its gold loan portfolio upto ₹39,700 lakhs in FY 2011. From FY 2014 to FY 2019, our Company has shown a significant increase in its gold loan portfolio at a compound annual growth of around 13% (*Source: IMaCS Report*). The personal and business loans secured by gold jewellery and ornaments (“**Gold loans**”) offered by our Company are structured to serve the business and personal purposes of individuals who do not have ready or timely access to formal credit or to whom credit may not be available at all, to meet unanticipated or other short-term liquidity requirements.

The Gold loan portfolio of our Company as of September 30, 2020 comprised approximately 29.27 lakhs loan accounts. As of September 30, 2020, our Company operated out of 3571 branches located across 21 states, including union territory of Andaman and Nicobar Islands and the national capital territory of Delhi and employed 16,009 employees including 243 contracted experts in its operations.

We have been engaged in the Gold loans business for over a decade and are headquartered in Kerala, India. Our Company provides retail loan products, primarily comprising of Gold loans. Our Gold loan products include Muthoot Blue Guide Gold loan, Muthoot Blue Bright Gold loan, Muthoot Blue Power Gold loan, Muthoot Blue Bigg Gold loan, Muthoot Blue Smart Gold loan and 24x7 Express Gold loan. The product of our Company, the “24x7 Express Gold loan” can be utilised by individuals who require quick loans against their gold jewellery and who have an existing loan with the Company. This is a type of top up loan. “Smart Plus Gold loan”, the other Gold loan variant of our Company is specifically designed for salaried customers, with tenure of up to 24 months.

For the half year ended September 30, 2020, Fiscal 2020 and Fiscal 2019 revenues from our Gold loan business constituted 93.36%, 87.84 % and 82.86% of our total income on standalone basis as per Ind AS, respectively. For half year ended September 30, 2020, Fiscal 2020 and Fiscal 2019 the gold loan portfolio of our Company earned an interest of ₹ 1,32,275.82 lakhs, ₹ 2,39,327.28 lakhs and ₹2,05,896.50 lakhs on standalone basis as per Ind AS, respectively.

For the Fiscals 2018 revenues from our Gold loan business constituted 85.63%, of our total income on standalone basis as per IGAAP. For the Fiscals 2018 the gold loan portfolio of our Company earned an interest of ₹1,87,258.25 lakhs, as per IGAAP.

In addition to the Gold loan business, our Company provides foreign exchange conversion and money transfer services as sub-agents of various registered money transfer agencies. Our Company is also engaged in following business:

- i. generation and sale of wind energy through its wind farms located in Tamil Nadu; and
- ii. real estate business through joint venture developers of the company owned land parcels;

### Main Business of our Subsidiary Companies

Our Company’s subsidiaries are engaged in the following businesses:

- i. our subsidiary Muthoot Housing Finance Company Limited providing affordable housing loans; and
- ii. our subsidiary Muthoot Microfin Limited, providing micro credit facility to aspiring women entrepreneurs;

Our Company is also authorised to act as a depository participant of CDSL as category II.

Our Company is a part of the “Muthoot Pappachan Group” which has diversified business interests ranging from hospitality, financial services, inflight catering, infrastructure for information technology, automobile sales and services and real estate.

Our portfolio of outstanding gross loans under management as of March 31, 2018 was ₹11,44,460 lakhs on a standalone basis as per IGAAP. Our gross loans under management as of March 31, 2019, March 31, 2020 and September 30, 2020 was ₹12,08,839 lakhs, ₹14,14,013 lakhs and ₹ 16,00,471 lakhs respectively on a standalone basis as per Ind AS. For the period ended March 31, 2019, March 31, 2020 and September 30, 2020, our Company held 48.85 tonnes, 50.59 tonnes and 49.78 tonnes of gold jewellery respectively, as security for all Gold loans.

Our capital adequacy ratio as of September 30, 2020, March 31, 2020 and March 31, 2019 computed on the basis of applicable RBI requirements was 18.64%, 19.56% and 21.95 %, respectively, on standalone basis as per Ind AS, compared to RBI stipulated minimum requirement of 15%, with Tier I Capital comprising 12.83%, 13.04% and 14.63%, respectively.

Our Gross NPAs as a percentage of total loan assets as per IGAAP was 1.90% as of March 31, 2018. Our Net NPAs as a percentage of total loan assets as per Indian GAAP was 1.45% as of March 31, 2018. Our Stage 3 Assets as a percentage of total loan assets as per Ind AS was 4.51%, 1.86% and 2.62% as of September 30, 2020, March 31, 2020 and March 31, 2019, respectively. Our Stage 3 Assets net of Stage 3 Provision as per Ind AS on September 30, 2020, March 31, 2020 and March 31, 2019 were 3.26%, 0.61% and 1.17%, respectively, on a standalone basis.

### **Our Competitive Strengths**

We believe that the following competitive strengths position us well for continued growth:

***The Company is one of the largest Indian NBFCs engaged primarily in the Gold loans business in terms of the size of our Gold loans portfolio. Accordingly, we have extensive experience and a strong brand image and track record in the Gold loans business across India.***

We believe that the “Muthoot Pappachan” and the “Muthoot Fincorp” brands are well established in the Gold loans business predominantly in South India. We have been engaged in the Gold loans business for over 17 years (seventeen) and as an NBFC specializing in the Gold loans business, we believe that we have created a niche in the Gold loans market by meeting the expectations of a typical Gold loan customer. Our Company is one of the three largest Indian NBFCs engaged primarily in the Gold loans business in terms of the size of our Gold loans portfolio (Source: IMAcS Report). A typical Gold loan customer expects rapid and accurate appraisals, easy access, low levels of documentation and formalities, quick approval and disbursal of loans, lockers to ensure safety of pledged gold and a team of expert valuers. We believe we meet those expectations. We attribute our growth, in part, to our market penetration, particularly in areas less served by organised lending institutions and the efficient and streamlined procedural formalities which our customers need to complete in order to complete a loan transaction with us, which makes us a preferred medium of finance for our customers. Our targeted focus on the otherwise fragmented nature of this market segment, widespread branch network particularly in South India, as well as our large customer base has enabled us to build a strong brand. We also attribute our growth to customer loyalty which in turn leads to repeat business. We believe that a large portion of our customer base returns to us to avail credit facility when they are in need of funds. Our efficient credit approval procedures, credit delivery process and Gold loan products designed to suit the requirements of our customers have also aided in increasing customer loyalty which in turn leads to repeat business.

### **Widespread Branch Network and Strong Presence in South India**

As on September 30, 2020, the Company had 3571 branches located across 21 states, union territory of Andaman and Nicobar Islands and the national capital territory of Delhi, with a significant presence in South India. The customers of the Company are typically retail customers, small businessmen, vendors, traders, farmers and salaried individuals, who for reasons of convenience, accessibility or necessity, avail of our credit facilities by pledging their gold with us rather than by taking loans from banks and other financial institutions. A significant proportion of the Company’s branches are located in rural locations and in semi-urban locations. We believe that we have a wide reach in rural markets as compared with other competition in this category. This reach in rural and semi-urban locations gives the Company an added advantage of being able to reach out to a large set of

potential rural customers. Having such a network enables us to service and support our existing customers from proximate locations which gives our customers easy access to our services and enables us to reach new customers especially potential rural customers. We believe we can leverage on this existing network for further expansion and for fulfilling our customer requirements.

### ***High-quality customer service and short response time***

The products and services of the Company are aligned to the lifestyle needs of its customers. We adhere to a strict set of market survey and location guidelines when selecting branch sites to ensure that our branches are set up close to our customers. We believe that our customers appreciate this convenience, as well as extended operating hours that we typically offer, which are often more compatible with our customers' work schedules. Various loan products tailor made for MSME and salaried / household segments are offered. In addition to the physical environment, it is equally important to have professional and attentive staff at both the branch level and at our regional and centralised customer support centers. Each of the Company's branches across India is staffed with persons who possess local knowledge and understanding of customers' needs and who are adequately trained to appraise collateral and disburse loans within a few minutes. Although disbursement time may vary depending on the loan ticket size and the number of items pledged, we endeavour to service the customers within a short span of time. Furthermore, since our loans are all over-collateralized by gold jewellery, there are minimal documentary and credit assessment requirements, thereby shortening our turnaround time. We believe our high-quality customer service, short response time and different product variants are significant competitive strengths that differentiate our services and products from those provided by commercial banks and other NBFCs.

### ***Access to a range of cost-effective funding sources***

The Company predominantly access capital/ funding by means of term loans from banks, issuances of redeemable non-convertible debentures on a private and or public placement basis, issuances of commercial paper and cash credit facilities from banks including working capital loans. The Company has in the past issued secured redeemable non-convertible debentures on a private placement basis as a means to access capital/funding for its Gold loan business. The Company utilises funds from a number of credit providers, including nationalized banks and private Indian banks, and its track record of prompt debt servicing has allowed it to establish and maintain strong relationships with these financial institutions. The Company also issued subordinated debt which is considered as Tier II Capital of the Company. The Company has /undertaken securitization/ assignment transactions to increase the efficient use of its capital and as a cost effective source of funds. As of March 31, 2019, the total secured borrowings utilised by the Company aggregated to ₹8,18,544.68 lakhs and unsecured borrowings utilised by our Company aggregated to ₹2,73,028.69 lakhs and outstanding securitization of ₹31,934.46 lakhs (pass through certification). Further, as of September 30, 2020, March 31, 2020 and March 31, 2019, the total secured borrowings utilised by the Company aggregated to ₹ 13,26,032 lakhs, ₹ 10,54,427 lakhs and ₹ 8,50,479 lakhs including securitization of Rs. 2,862 lakhs (pass through certificate), Nil and ₹ 31,934 lakhs (pass through certification) and unsecured borrowings utilised by the Company aggregated to ₹ 3,02,433 lakhs, ₹ 260,167 lakhs and ₹ 2,73,029 lakhs, respectively.

As on date of the Prospectus, the Company has been assigned CRISIL A (Stable) rating by CRISIL and BWR A+(Stable) rating by Brickworks for our bank facilities, CRISIL A/Stable rating by CRISIL and BWRA+ (Stable) rating by Brickworks for its various non-convertible debt instruments, CRISIL BBB+/Stable rating by CRISIL for ₹14,400 lakh perpetual bonds and BWR A (Stable) rating by Brickworks for ₹26,400 lakh perpetual bonds and CRISIL A1 rating by CRISIL for its short term debt programme. Brickworks has assigned a BWR A1+ (Outlook: Stable) rating for our short term debt programme and BWR A (Outlook: Stable) rating for our perpetual debt instruments.

### ***Experienced senior management team and a skilled workforce***

The Board of Directors consists of six Directors (including the Promoters) with extensive experience in the financial services sectors. The Promoters and key managerial personnel have significant experience and in-depth industry knowledge and expertise. In order to strengthen the credit appraisal and risk management systems, and to develop and implement credit policies, the Company has hired a number of senior managers who have extensive experience in the Indian banking and financial services sector and in specialized finance firms providing loans to retail customers. We believe that the in-depth industry knowledge and loyalty of our management and professionals provide us with a distinct competitive advantage.

Further, the Company has been successful in attracting, fostering and retaining the best talent. The recruitment



and business strategy has been seamlessly aligned right through the years and this strong pool of talent gives the Company a competitive edge in its growth. For recruiting, the Company has a well laid down recruitment policy which includes minimum standards that a prospective candidate should meet. The prospective candidate is rated on various factors like qualifications and academic knowledge, communication skills, family background, experience in relevant field, personality, mental ability and behavioral competencies. The employee welfare initiatives like provident funds, group mediclaim policy etc. ensures a conducive work environment for all. To uphold its performance-oriented culture, the Company conducts training programmes and online skill assessments on a periodic basis, continuously monitoring and augmenting the performance level of the employees.

## **Our Strategies**

The business strategy of the Company is designed to capitalize on its competitive strengths and enhance its market position. Key elements of its strategy include:

### ***Further grow our Gold loan business***

Historically, Indians have been one of the largest consumers of gold due to the strong preference for gold jewellery among Indian households and its widespread use as a savings instrument. Rural India population views investment in gold as a fallback option in the times of need. As a result, the market for Gold loan financing in India is largely untapped and offers good potential for further growth.

We intend to increase our presence in under-served rural and semi-urban markets, where a large portion of the population has limited access to credit either because they do not meet the eligibility requirements of banks or financial institutions, or because credit is not available in a timely manner at reasonable rates of interest, or at all. A typical Gold loan customer expects rapid and accurate appraisals, easy access, low levels of documentation, quick approval and disbursement and safekeeping of their pledged gold. We believe we meet those expectations, and thus our focus is to expand our Gold loan business.

### ***Expansion of business into Tier 2 and Tier 3 towns and in select Tier 1 cities across India***

In addition to our continuing focus on rural and semi-urban markets in the states that we are present, we are also focusing on opening branches in Tier 2 and Tier 3 towns and in select Tier 1 cities where we believe our business has high growth potential. We carefully assess the market, location and proximity to target customers when selecting branch sites to ensure that our branches are set up close to our target customers. We believe our customers appreciate this convenience and it enables us to reach new customers.

### ***In-house training capabilities to meet our branch expansion requirements***

The Company has been continuously investing in developing advanced learning solutions for preparing its employees for the future as well as to equip them with necessary skills to cater to the ever-increasing needs of its customers. The training department is functioning under the Department of Training & Development. The department understands that it has a key role to play in keeping the employee's aspirations and organizational goals aligned. They work on the principle that better knowledge helps employees to serve customers better.

### ***To consolidate and expand our branch network***

We intend to continue to grow our Gold loan portfolio by expanding our network through the addition of new branches. Our Company is actively working on building a robust distribution strategy for the future, which will be aligned to the unique needs of our customers. We propose to consolidate our network of branches across the country by merging or shifting the unviable branches while strengthening our position in our existing markets with respect to our core Gold loans business. New branches will be opened with a special focus on untapped areas in regions where we already have established our presence and have good potential subject to the approval of the RBI. These branches will be opened after multiple rounds of market evaluation and customer research and will have proximity to high customer activity areas.

### ***Target new customer segments***

The market for our loan products was traditionally confined to lower and middle income groups, who viewed Gold loans as an option of the last resort in case of emergency. We intend to undertake sustained marketing efforts to diminish the stigma attached to pledging gold jewellery in India. We have introduced new product variants to

expand our customer base to include small traders, upper-middle income and upper income groups. We intend to emphasize our Gold loan products' key advantages of expediency and minimal documentation and alter the image of Gold loans from an option of the last resort to an option of convenience.

### ***Strengthening our Brand Equity***

Staying true to our purpose “To transform the life of the common man by improving their financial well-being”, which stems from the life and values of our founder Muthoot Pappachan, we have constantly strived to “**Empower Human Ambitions (our Group Credo)**”, by offering our customers with innovative and simple products, in sync with their needs and desires.

We, at Muthoot Pappachan Group, or as we are fondly called “**Muthoot Blue**”, believe in supporting and giving wings to the “ambitions” of all our customers. Our un-flinching adherence to our Group Credo and values of – integration, collaboration and excellence, all under our over-arching value of TRUST, made us come up with our Brand Positioning - “**Blue Is Belief**”. Blue is the color of the sea and the sky; it is all pervasive, all encompassing. In line with this definition of “Blue”, we have our brand positioning of “**Blue Is Belief**”, the belief that we can fly higher, the belief that there is so much more to achieve!

Staying true to our brand positioning, we came up with our “**Blue Soch Campaign**” in 2018. Blue Soch is the belief that with hard work and determination, one can move mountains. It is this very belief that helps us “empower our customers” towards a better tomorrow.

### ***Continue to implement advanced processes and systems***

We have invested and continue to invest in latest technology, systems and processes to create a stronger organization and ensure good management of customer credit quality. Our information technology strategy is designed to increase our operational and managerial efficiency. This year we have planned to upgrade our CRM systems to serve our customers with even better services and faster turnaround time. With this system we have planned to integrate all our group company systems to provide One Muthoot Blue Customer experience.

### ***Strengthen our operating processes and risk management systems***

Risk management forms an integral part of our business as we are exposed to various risks relating to the Gold loan business. The objective of our risk management systems is to measure and monitor the various risks we are subject to and to implement policies and procedures to address such risks. We intend to continue to improve our operating processes and risk management systems that will further enhance our ability to manage the risks inherent to our business. We have internal audit systems which consists of audit and inspection, for risk assessment and internal controls. The audit system comprises of accounts audit and gold appraisal. In accordance with our internal audit policy, all of our branches are subject to surprise gold audit every month and accounts audit once in very four months. Further the staffs are strictly advised to make the acid test, sound test etc., at the time of making the pledge for checking whether the ornament is of acceptable quality or not. For example, we have commenced installing offsite surveillance cameras in our branches and intend to implement this across our branch network. Tamper evident envelopes have also been introduced in all branches across the country to reduce frauds.

We have invested in our technology systems and processes to create a stronger organization and ensure good management of customer credit quality. Our information technology strategy is designed to increase our operational and managerial efficiency. We continue to implement technology led processing systems to make our systems and processes more efficient to augment the benefits of our relationship based approach. We also believe that deploying strong technology systems will enable us to respond to market opportunities and challenges swiftly, improve the quality of services to our customers, monitor our process and performance and improve our risk management capabilities.

Please see sections titled “*Risk Factors*” and “*Outstanding Litigations and Defaults*” on pages 16 and 414 respectively.

### **Key Operational and Financial Parameters on an unconsolidated basis**

The table below sets out the key operational and financial parameters of the Company as of half year ending September 30, 2020, Fiscal 2020 and Fiscal 2019 as per Ind AS:

(₹ in lakhs)

| Sr. No. | Particulars  | Half year ending September 30, 2020 | Fiscal 2020  | Fiscal 2019  |
|---------|--|-------------------------------------|--------------|--------------|
| 1.      | Net worth  | 2,96,375.14                         | 2,95,438.09  | 2,80,196.71  |
| 2.      | Total Debt of which:                                 |                                     |              |              |
|         | <i>Non-current maturities of Long Term Borrowing</i> | 7,15,616.05                         | 4,34,094.94  | 2,79,464.18  |
|         | <i>Short Term Borrowing</i>                          | 7,01,685.08                         | 7,77,441.01  | 7,42,712.53  |
|         | <i>Current maturities of Long Term Borrowings</i>    | 2,11,164.53                         | 1,03,058.11  | 1,01,331.12  |
| 3.      | Net Fixed Assets                                     | 43,455.17                           | 45,760.00    | 50,104.97    |
| 4.      | Non-Current Assets                                   | 3,80,822.08                         | 3,61,178.87  | 3,21,055.23  |
| 5.      | Cash and Cash Equivalents                            | 1,53,046.96                         | 30,017.28    | 25,389.37    |
| 6.      | Current Investments                                  | 2,914.79                            | 2,239.80     | 3,417.70     |
| 7.      | Current Assets                                       | 16,75,539.17                        | 14,08,711.99 | 12,30,734.41 |
| 8.      | Current Liabilities                                  | 9,64,511.20                         | 8,03,779.68  | 9,16,021.08  |
| 9.      | Assets under Management                              | 16,00,471.38                        | 14,14,012.90 | 12,08,838.75 |
| 10.     | Interest Income                                      | 1,26,094.06                         | 2,39,311.54  | 2,27,773.81  |
| 11.     | Interest Expense                                     | 67,917.87                           | 1,27,279.35  | 1,26,452.06  |
| 12.     | Provisioning and Write-offs                          | 3,270.81                            | 7,959.93     | 2,638.88     |
| 13.     | Profit after Taxation ("PAT")                        | 16,669.50                           | 21,907.51    | 15,545.85    |
| 14.     | Gross Stage 3 Assets to Loans and advances           | 4.51%                               | 1.86%        | 2.62%        |
| 15.     | Net Stage 3 Assets to Loans and advances             | 3.26%                               | 0.61%        | 1.17%        |
| 16.     | Tier I Capital Adequacy Ratio (%)                    | 12.83%                              | 13.04%       | 14.63%       |
| 17.     | Tier II Capital Adequacy Ratio (%)                   | 5.81%                               | 6.52%        | 7.32%        |

The table below sets out the key operational and financial parameters of the Company on standalone basis as of and for the Fiscal 2018, calculated as per Indian GAAP:

(₹ in lakhs)

| Sr. No. | Particulars                                     | Fiscal 2018  |
|---------|---|--------------|
| 1.      | Net worth                                       | 1,79,558.91  |
| 2.      | Total Debt of which:                            |              |
|         | - Non-current maturities of Long Term Borrowing | 2,80,483.96  |
|         | - Short Term Borrowing                          | 7,68,506.94  |
|         | - Current Maturities of Long Term Borrowings    | 1,36,262.32  |
| 3.      | Net Fixed Assets                                | 53,301.56    |
| 4.      | Non-Current Assets                              | 1,27,619.56  |
| 5.      | Cash and Cash Equivalents                       | 32,461.19    |
| 6.      | Current Investments                             | 1,678.56     |
| 7.      | Current Assets                                  | 13,22,524.49 |
| 8.      | Current Liabilities                             | 9,58,360.59  |
| 9.      | Assets under Management                         | 11,44,460.20 |
| 11.     | Interest Income                                 | 210,424.59   |
| 12.     | Interest Expense                                | 1,10,002.32  |

| Sr. No. | Particulars                        | Fiscal 2018 |
|---------|------------------------------------|-------------|
| 13.     | Provisioning and Write-offs        | 2,574.14    |
| 14.     | Profit after Taxation (“PAT”)      | 15,152.59   |
| 15.     | Gross NPA (%)                      | 1.90%       |
| 16.     | Net NPA (%)                        | 1.45%       |
| 17.     | Tier I Capital Adequacy Ratio (%)  | 14.59%      |
| 18.     | Tier II Capital Adequacy Ratio (%) | 7.62%       |

### Key Operational and Financial Parameters on a consolidated basis

The table below sets out the key operational and financial parameters of the Company on consolidated basis as of and for the Fiscal 2020 and Fiscal 2019 as per Ind AS.

(₹ in lakhs)

| Sr. No | Particulars                                     | Fiscal 2020  | Fiscal 2019  |
|--------|---|--------------|--------------|
| 1.     | Net worth                                       | 2,65,302.74  | 2,58,905.66  |
| 2.     | Total Debt of which:                            |              |              |
|        | – Non-current maturities of Long Term Borrowing | 8,04,437.74  | 4,70,090.47  |
|        | – Short Term Borrowing                          | 7,79,555.44  | 7,46,212.75  |
|        | – Current maturities of Long Term Borrowings    | 1,16,620.98  | 2,42,690.28  |
| 3.     | Net Fixed Assets                                | 50,935.23    | 53,817.48    |
| 4.     | Non-Current Assets                              | 4,76,730.08  | 3,52,305.87  |
| 5.     | Cash and Cash Equivalents                       | 1,50,001.61  | 95,902.14    |
| 6.     | Current Investments                             | 4,870.69     | 3,417.71     |
| 7.     | Current Assets                                  | 16,47,307.20 | 14,85,303.35 |
| 8.     | Current Liabilities                             | 9,89,636.55  | 10,76,615.51 |
| 9.     | Assets under Management *                       | 17,95,792.52 | 15,82,450.68 |
| 10.    | Interest Income                                 | 3,15,656.19  | 2,93,225.92  |
| 11.    | Interest Expense                                | 1,65,305.14  | 1,57,755.43  |
| 12.    | Provisioning and Write-offs                     | 36,171.91    | 5,818.12     |
| 13.    | Profit after Taxation (“PAT”)                   | 25,792.81    | 37,261.16    |

The table below sets out the key operational and financial parameters of the Company on consolidated basis for the Fiscal 2018 as per Indian GAAP:

(₹ in lakhs)

| Sr. No | Particulars                                     | Fiscal 2018  |
|--------|---|--------------|
| 1.     | Net worth                                       | 2,31,018.73  |
| 2.     | Total Debt of which:                            |              |
|        | - Non-current maturities of Long Term Borrowing | 428,505.12   |
|        | - Short Term Borrowing                          | 7,68,754.35  |
|        | - Current Maturities of Long Term Borrowings    | 2,26,342.24  |
| 3.     | Net Fixed Assets                                | 56,074.40    |
| 4.     | Non-Current Assets                              | 2,51,456.59  |
| 5.     | Cash and Cash Equivalents                       | 95,323.09    |
| 6.     | Current Investments                             | 1,678.56     |
| 7.     | Current Assets                                  | 15,06,940.94 |
| 8.     | Current Liabilities                             | 10,65,925.99 |
| 9.     | Assets under Management                         | 13,95,383.26 |
| 10.    | Interest Income                                 | 260,133.80   |
| 11.    | Interest Expense                                | 1,31,700.15  |
| 12.    | Provisioning and Write-offs                     | 5,306.16     |
| 13.    | Profit after Taxation (“PAT”)                   | 23,816.82    |

## Debt Equity Ratio

For details of the debt-equity ratio of our Company, see “*Capital Structure*” beginning on page 52.

## Loan-Book as on September 30, 2020, March 31, 2020 and March 31, 2019

The product-wise loan book of the Company as on March 31, 2019, March 31, 2020 and September 30, 2020 as per Ind AS is as follows:

| Particulars            | Total Book Size (₹ in lakhs) |                  |                  | % of Total Book Size ( % ) |                |                |
|------------------------|------------------------------|------------------|------------------|----------------------------|----------------|----------------|
|                        | September 30, 2020           | March 31, 2020   | March 31, 2019   | September 30, 2020         | March 31, 2020 | March 31, 2019 |
| Gold loan              | 15,20,404                    | 13,17,001        | 10,57,809        | 95%                        | 93%            | 88%            |
| Other Loan Receivables | 80,067                       | 97,012           | 1,51,030         | 5%                         | 7%             | 12%            |
| <b>Total</b>           | <b>16,00,471</b>             | <b>14,14,013</b> | <b>12,08,838</b> | <b>100%</b>                | <b>100%</b>    | <b>100%</b>    |

## Our Company’s Business

### Gold loans

Our core business is disbursement of Gold loans, which are typically small ticket loans secured by the pledge of gold jewellery. As of September 30, 2020, and March 31, 2020, we had approximately 29.27 lakhs and 30.07 lakhs Gold loan accounts, aggregating to ₹15,20,404 lakhs and ₹ 13,17,001 lakhs, which comprised 95.0% and 93.14% of our total loan portfolio.

For the half year ended September 30, 2020, Fiscal 2020 and Fiscal 2019 revenues from our Gold loan business constituted 93.36%, 87.84% and 82.86 % of our total income on standalone basis as per Ind AS, respectively. For the half year ended September 30, 2020, Fiscal 2020 and Fiscal 2019 the gold loan portfolio of our Company earned an interest of ₹ 1,32,275.82 lakhs, ₹ 2,39,327.28 lakhs and ₹2,05,896.50 lakhs, respectively, on standalone basis as per Ind AS.

For the Fiscal 2018 revenues from our Gold loan business constituted 85.63%, of our total income on standalone basis as per IGAAP. For the Fiscal 2018 the gold loan portfolio of our Company earned an interest of ₹1,87,258.25 lakhs, as per IGAAP.

For Fiscal 2019, Fiscal 2020 and the half year ended September 30, 2020, our Gold loan portfolio yield (representing interest income on gold loans as a percentage of average outstanding of Gold loans), were 21.62%, 21.73% and 19.87% per annum, respectively, on standalone basis as per Ind AS. For the Fiscal 2018, our Gold loan portfolio yield (representing interest income on gold loans as a percentage of average outstanding of Gold loans), was 19.37%, per annum on a standalone basis as per IGAAP.

### Loan disbursement process

#### Initial Evaluation and Loan Origination Process

The principal form of security that we accept is wearable, household, used, gold jewellery. While these restrictions narrow the pool of assets that may be provided to us as security, we believe that it provides us with the key advantages. It filters out spurious jewellery that may be pledged by jewellers and goldsmiths. We find that household, used jewellery is less likely to be spurious or fake. The emotional value attached by each household to the pledged jewellery acts as a strong incentive for timely repayment of loans and revoking the pledge. As we only accept the pledge of household jewellery, the value of the pledged gold is typically only as much as the worth of gold that is owned by an average Indian household. This prevents our exposure to large sized loans where the chances of default and subsequent losses are high.

The amount that we finance against the pledged gold jewellery is typically based on a fixed rate per gram of gold content in the jewellery. We value the gold jewellery brought by our Gold loan customers based on our centralized policies and guidelines. We lend up to 75% of the 22 carat gold price based on 30 day average Mumbai Bullion

Association price of 22 carat gold as per the recent RBI guidelines. While accepting the gold as collateral, as per the applicable regulatory norms, the Company gives a certificate of estimated purity of the appraised gold to the customer. If the gold is of purity less than 22 carats the Company translates the collateral into 22 carat and specifies the exact grams of the collateral. In other words, jewellery of lower purity of gold is valued proportionately. The certified purity is applied for determining the maximum permissible loan and the reserve price for auction. While jewellery can be appraised based on a variety of factors, such as total weight, weight of gold content, production cost, style, brand and value of any gemstones, we appraise the gold jewellery solely based on its gold content. Our Gold loans are therefore generally well collateralized because the actual value of the gold jewellery is higher than our appraised value of the gold jewellery when the loan is disbursed.

The amount we lend against an item and the total value of the pledged gold we hold fluctuates according to the market price of gold. However, an increase in the price of gold will not automatically result in an increase in the value of gold brought in by potential customers unless the rate per gram is revised by our corporate office. Similarly, since adequate margins are built in at the time of the loan disbursement and owing to the short tenure of these loans on average, a decrease in the price of gold generally has little impact on our interest income. However, a sustained decrease in the market price of gold could cause a decrease in the growth rate of Gold loans in our loan portfolio and interest income.

Gold loans are sanctioned only to genuine borrowers. Before sanctioning the Gold loan, the branch manager takes all precautions to ensure that the applicant, pledging the ornaments, is the owner of those ornaments and that the borrower is genuine. The branch manager obtains ID proof and photograph of the borrower and makes reasonable enquiry about the residence, job, personal details, ownership of the ornaments etc. and makes a note in the pledge form. We also undertake a field verification to authenticate the genuineness of the borrower in case of high value Gold loans. Since the disbursement of loans is primarily based on the value of collateral, the customer's creditworthiness is not a factor in the loan decision. However, we comply with 'know your customer' ("KYC") norms adopted by the Board of Directors and require proof of identification and address proof. Compliance with the KYC policies ensures that the personal data provided by a particular customer is accurate. We also photograph customers with web-cameras installed in our branches at the time of each pledge. For all loans, the customer must produce the original document that confirms the customer's identity and address, which could be a Government issued document, such as a passport, driver's license, Permanent Account Number ("PAN") card, election card or ration card. The KYC details (including proof of identity and the customer's photograph) are maintained electronically at every branch. The unique customer identification code (UCIC) provided to every customer ensures that the customer need not provide the ID proof again in future instances. For loans above ₹5,00,000 and below ₹10,00,000, the customer's gold is checked for its authenticity by our team of gold inspectors in the immediate vicinity or senior staff in nearby branch, followed by a background verification by the vigilance team after disbursal of the loan. For loans above ₹10,00,000 the gold is inspected by a gold inspector and the background of the customer is checked by our vigilance team before disbursal of the loan. Pursuant to the circular dated September 16, 2013 issued by the RBI, Gold loan NBFCs have been mandated to insist on a copy of the PAN card of the borrower for all transactions above ₹5,00,000. Further, where the gold jewellery pledged by a borrower at any one time or cumulatively on loan outstanding is more than 20 grams, NBFCs must keep record of the verification of the ownership of the jewellery. Our internal policies have been suitably modified.

#### *Loan Approval process*

The first step in the process is the appraisal and evaluation of the gold to be used as security for the Gold loan. Each of our branches has designated personnel for gold appraisal who operate in accordance with a clear policy regarding their function and responsibilities. The initial appraisal is performed by a trained employee who has experience in appraising the gold content of jewellery. The initial appraisal is then verified by another trained employee. This process involves several principal tests, which include the nitric acid test, the touchstone test and filling test. For loans above ₹5,00,000 and below ₹10,00,000, the customer's gold is checked for its authenticity by our team of gold inspectors in the immediate vicinity or senior staff in nearby branch, followed by a background verification by the vigilance team after disbursal of the loan. For loans above ₹10,00,000 the gold is inspected by a gold inspector and the background of the customer is checked by our vigilance team before disbursal of the loan. The gross weight of the gold jewellery is determined by weighing the jewellery. An amount in connection with the purity of the gold as also the weight is deducted from the gross weight to arrive at net weight. We have determined a constant percentage deduction that applies depending on the purity of the gold, which is based on the proportion of gold contained in the jewellery in relation to other metals. As purity decreases, the percentage deduction to the gross weight for arriving at the net weight increases. The weight of stones and other material that is embedded in the jewellery is also deducted from the gross weight to determine the net weight.

During the appraisal and evaluation, the customer fills the application form in his handwriting. Details required in the application form in connection with the gold purported to be provided as security are thereafter recorded by an appraiser after the gold has been appraised and evaluated. The application is then signed by both the customer and the appraiser/staff. The pledge form is then printed, one copy is maintained with the branch, and one copy is handed over to the customer. The disbursement of the loan from our branches at this stage is immediate. Loans of ₹ 2 lakh and above are disbursed only by way of bank transfer or cheque. The gold items are then packed and immediately stored in the strong room. We also have an option of transferring the amount to the customer's bank account for loans less than ₹2 lakh. Our Company provides loans up to 75.00% of the value of the gold jewellery based on the 30 day average Mumbai Bullion Association price of 22 carat gold as per the recent RBI guidelines. The remainder 25.00% is set aside as margin for the loan extended

#### Post disbursement process

##### *Custody of gold collateral*

The Gold ornaments pledged by the customers are kept in specially made tamper evident envelopes supplied to the branches for this purpose and then in plastic cover and then kept in a brown cover and sealed with a numbered sticker made for this purpose. The sticker no. is also entered in the system at the time of pledge. The details of the ornaments like item description and weight are noted on the packets. These ornaments are appraised by the appraiser and verified by the branch manager and joint custodian. The packets are then kept inside steel almirahs with a dual lock system in the strong room. When the packets/covers are kept inside, entry is made in the securities register which is also kept inside the strong room. In some of our branches where sufficient space is not available for building a strong room, the gold ornaments are stored in safes. The safes and strong rooms in which the gold jewellery is kept are built as per industry standards and practices. Pursuant to the circular dated September 16, 2013 issued by the RBI, the business of granting loans against the security of gold cannot be transacted at places where there are no proper facilities for storage/security of the gold jewellery. Further, no new branches can be opened without suitable storage arrangements having been made thereat.

##### *Inventory control*

The ornaments pledged are stored in serially numbered packets and entry is made in securities register under the joint signatures of the branch manager and the joint custodian. Entries are also made in this register at the time of release of the pledged ornaments. The cumulative number of packets inside the strong room as per the securities register is verified and tallied with the consolidated stock statement generated from the system at the end of the day, on a daily basis. The stock statement is also verified and tallied with the general ledger on the last working day of the month and at the time of internal audit and gold inspection.

##### *Branch security and safety measures*

Ensuring the safety and security of the branch premises is vital to our business since our cash reserves and gold inventory are stored in each branch. Our branch security measures mainly comprise the following:

1. Strong rooms where the gold ornaments and cash are kept are constructed as per RBI specifications.
2. Majority of our branches are provided with burglar alarms and fire alarms.
3. Security guards are deployed in 800 branches on the basis of potential security risks.
4. Surveillance systems consisting of CCTV cameras have been installed in a majority of our branches.
5. We have introduced ERT (Emergency Response Team) to ensure security of our branches and currently they cover 1,600 MFL branches, during night time. Each ERT will have 2 able-bodied male members in the age group of 25 to 45 years and they perform duties as Driver-cum-Guard. Each team will be entrusted with a cluster consisting of about 20 to 25 branches & these branches will be visited during night time. The ERT personnel will move around the branches in Branded and GPS enabled four-wheeler vehicles and check the surroundings to ensure the security and safety of branches and premises. ERT personnel are given classroom training and practical training by experienced officers in MPG SG who are retired officers either from Police or Military Forces. ERT Training, Reporting, Action Process, Monitoring, Documentation and Follow-up actions are conducted as per the Standard Operating Procedure (SOP) and Training Manual specially

prepared by the MPGSG. Since the ERT vehicles are GPS enabled, it helps the Regional Control Rooms to effectively track and monitor its movements & performances.

6. We have 9 Regional Control Rooms across India to monitor the security and safety of our Branches, offices, sites, and valuable assets therein. All these Control Rooms (RCRs) are under the direct supervision and control of respective S&V Managers and Central Control Room (CCR) functioning at Thiruvananthapuram. In addition, we have another Control Room (Corporate Office Control Room) at our HO for facilitating, coordinating, and expediting variety of functions assigned to it by the Corporate Office, Senior Officials, Management Heads etc. All these 11 Control Rooms are in operation on all days on 24 X 7 basis and are manned by Retired Military Personnel.

#### *Collection and Recovery Processes*

At present our Gold loans have a tenure that vary from six-months to 12 months, however, customers may redeem the loan at any time prior to the full tenure. As per the current policy of our Company, interest is to be paid in accordance with the scheme. In the event that a loan is not repaid on time and after providing due notice to the customer, the unredeemed pledged gold is disposed of, on behalf of the customer in satisfaction of the principal and interest charges in accordance with the applicable RBI guidelines. Any surplus arising out of the disposal of the pledged gold is refunded to the customer or is appropriated towards any other liability by the borrower. In the event that the recoverable amount is more than the realisable value of the pledged gold, the customer remains liable for the shortfall.

Our Company has an internal collection process wherein a customer is intimated by means of short messaging service and phone calls in the event of defaults in repayment in a timely manner. When a customer does not repay a loan on or before its maturity, we initiate the recovery process and dispose off the pledged gold to recover the amount owed to us, including both the principal and accrued interest. Before initiating the recovery process, we inform the customer through registered letters or legal notices. We advise and encourage the customers to service the interest regularly to avoid migration of interest rates to higher slabs. Gold ornaments pledged with the company, if not redeemed within a period of 9 months / 12 months from the date of pledge, will be disposed by the company by way of public auction, after the expiry of 9 months/ 12 months (as the case may be) and seven days of grace. The Company will give due notice of auction to the customer by way of registered post/courier at least 15 days before the date of auction. Details about the auction will be published in a vernacular newspaper and also in a national daily.

Pursuant to the circular dated September 16, 2013 issued by RBI, the following additional stipulations have been made in respect to auctioning of gold jewellery:

1. Auction should be conducted in the same town or taluka in which the branch that has extended the loan is located;
2. While auctioning the gold, NBFCs have been mandated to declare a reserve price for the pledged ornaments. The reserve price for the pledged ornaments should not be less than 85% of the previous 30 day average closing price of 22 carat gold as declared by BBA and value of the jewellery of lower purity in terms of carats should be proportionately reduced;
3. NBFCs have been mandated to provide full details of the value fetched in the auction and the outstanding dues adjusted and any amount over and above the loan outstanding should be payable to the borrower; and
4. NBFCs shall disclose in their annual reports, the details of the auctions conducted during the Financial Year including the number of loan accounts, outstanding amounts, value fetched and whether any of its sister concerns participated in the auction.

Apart from Gold loans, we also provide financial assistance to micro MSMEs for their working capital needs which is known as “Muthoot Small Business Loans”

The features of MSME small business loans are given below:

These are business loans where target customers engaged in micro business sector (micro & small sectors) mostly in trading and service sectors. MSME loans offer a maximum loan amount of ₹15,000 and ₹12,00,000 respectively for various fund requirements like working capital needs, expansion of business etc. at nominal rates of interest



and with daily instalment or monthly instalment options. MSME Small business loans are tailor made to manifest company's vision to assist the common man to fulfil their business dreams and would contribute to the larger cause of financial inclusion.

| Particulars of scheme           | EDI Loans   | EMI Loans  |
|---------------------------------|---|--|
| Description                     | Daily instalment product designed to help small shops, which collect cash on daily basis  | Equated monthly installments loans are designed for small business which have one or more business cycles in a month   |
| Target Customers                | Very small proprietary concerns viz, kirana shops, medical shops, smaller cloth shops etc. which primarily transact in cash and doesn't have enough documentation to prove business turnover and business vintage is above 2 year | Small proprietary concerns viz, kirana shops, medical shops, cloth merchants etc. which have bank transactions and have working capital cycle ranging from 15 days to 2 months |
| Type of facility                | Short Term Loan- Unsecured loan for 122 days tenure with 104 EDI payments for purpose of purchasing more inventory  | EMI loans ranging from 6 months to 36 months, unsecured (hypothecated against stocks) for the purpose of business expansion  |
| Repayment Mode                  | Repayment to be made in Equated Daily Instalment (EDI) and Equated Weekly instalment (EWI)  | Repayment in Equated Monthly Instalment (EMI)  |
| Important Benefits to Borrowers | Easy to avail at nearest branch, fast processing and collection in cash on daily basis making it easier to repay faster   | Availed through branches, fast processing and collection through NACH, making the loan hassle free   |
| Minimum Loan Amount             | ₹15,000   | ₹50,000  |
| Maximum Loan Amount             | ₹300,000  | ₹12,00,000   |
| Instalment Payment              | EDI/EWI; cash collection by branch staff  | EMI, NACH facility available   |
| Minimum Loan Tenure             | 104 EDI to be paid in 122 days  | 6 months   |
| Maximum Loan Tenure             | 104 EDI to be paid in 122 days 156 EDI to be paid in 180 days<br>26 weekly payments(EWIs) in 6 months   | 36 months  |

## Other Business Initiatives

### *Money Transfer and Foreign Exchange Conversion Services*

We provide fee based services including money transfer and foreign exchange services for the half year ended September 30, 2020, Fiscal 2020 and Fiscal 2019, our money transfer and foreign exchange services business generated ₹ 309.86 lakhs, ₹1,661.78 lakhs and ₹1,203.89 lakhs, or 0.22%, 0.61% and 0.49% of our total income, respectively, on a standalone basis as per Ind AS. For the Fiscal 2018 our money transfer and foreign exchange services business generated ₹1,425 lakhs, or 0.65%, of our total income on a standalone basis as per IGAAP. We act as direct agents for Western Union Money Transfer and as sub-agents to Indian representatives and enter into representation agreements for inward money transfer remittance. Under these agreements, we are entitled to receive a commission for the services provided depending on the number of transactions or the amount of money transferred and the location from which the money is transferred to us.

### *Wind Energy*

Our Company is also engaged in the generation and sale of wind energy through our wind farms located in Tamil Nadu. We operate 19 wind turbine generators in the state of Tamil Nadu with a total installed capacity of more than 24 megawatts. For the half year ended September 30, 2020, Fiscal 2020 and Fiscal 2019 income from our windmills business was ₹ 607.78 lakhs, ₹ 996.20 lakhs and ₹1,076.44 lakhs, or 0.43%, 0.37% and 0.43%, respectively, of our total income on a standalone basis as per Ind AS. For Fiscal 2018 income from our wind-mills business was ₹1,198 lakhs, or 0.55%, of our total income on a standalone basis as per IGAAP.

### ***Other loans***

Our Company has in the past disbursed loans secured against non-convertible debentures of the Company held by customers (issued on a private placement basis). However, pursuant to the guidelines on private placement introduced by the RBI, we will no longer be able to disburse such loans As on March 31 2020, ₹6.22 lakhs out of such loans remained outstanding. Further, our Company has also disbursed certain loans secured by a charge over immovable property.

### ***Third party businesses***

Pursuant to agreements entered into between the Company and some of its Group entities, the Company's branches/ premises and officials are utilised in connection with the business operations of the Group entities such collection and disbursal of loans and sale of jewellery etc. The Company is entitled to a specific fee/ commission pursuant to these agreements. For further details, see section titled "*History and Certain Corporate Matters – Material Agreements*" and "*Financial Statements*" on pages 95 and 125, respectively.

## **Our Company's Operations**

### ***Business Outlet Network***

Over the years our Company has established a pan-India presence, with 3571 branches located across 21 states, union territory of Andaman and Nicobar, and the national capital territory of Delhi (as of September 30, 2020), with a significant presence in south India. The distribution of branches across India by region as of September 30, 2020, March 31, 2019 and March 31, 2018 is as set out in the following table:

|                   | As of              | As of          |                |
|-------------------|--------------------|----------------|----------------|
| State             | September 30, 2020 | March 31, 2019 | March 31, 2018 |
| Andaman & Nicobar | 4                  | 4              |                |
| Assam             | 3                  | 3              | 3              |
| Andhra Pradesh    | 341                | 332            | 333            |
| Delhi             | 109                | 105            | 101            |
| Goa               | 11                 | 11             | 10             |
| Gujarat           | 106                | 105            | 105            |
| Haryana           | 64                 | 64             | 60             |
| Jharkhand         | 4                  | -              | -              |
| Karnataka         | 547                | 544            | 547            |
| Kerala            | 799                | 827            | 872            |
| Madhya Pradesh    | 37                 | 34             | 33             |
| Maharashtra       | 191                | 191            | 187            |
| Orissa            | 45                 | 39             | 32             |
| Punjab            | 77                 | 52             | 51             |
| Rajasthan         | 62                 | 53             | 51             |
| Tamil Nadu        | 786                | 807            | 841            |
| Telangana         | 245                | 241            | 245            |
| Uttar Pradesh     | 52                 | 46             | 42             |
| Uttarakhand       | 6                  | 3              | 3              |
| West Bengal       | 81                 | 69             | 54             |
| Bihar             | 1                  | -              | -              |
| <b>Total</b>      | <b>3,571</b>       | <b>3,530</b>   | <b>3,570</b>   |

As of September 30, 2020, the Company employed 16,009 employees including 243 contracted experts in its operations. Most of our branches operate with one branch manager and at least three customer service executives depending upon the transaction volumes in that branch. In addition to the customer service executives, certain branches also have a relationship manager. Further, each branch falls under the purview of an area manager, such area manager being in charge of a group of branches. The area managers report to a regional manager and all the regional managers in a particular State report to the relevant Zonal head.

The core role of each of our branches is to co-exist as sales cum servicing points for all the needs of our Gold loan customers. The branch manager and the senior most customer care executive act as the joint custodian for such gold jewellery. All our branches are computerized and connected with our central server located at Bangalore

### Marketing, Sales and Customer Care

Our Company undertakes publicity through media, both print and electronic to increase the visibility of our brand. Our media plan ensures the visibility and reach of our Muthoot brand within the desired budget. These advertisements are carried out across various states wherever our Company has presence. This helps individual branches to target the public and thereby generate business from the locality. For half year ended September 30, 2020, Fiscal 2020 and Fiscal 2019, our total advertisement expenditure was ₹ 2,301.99 lakhs, ₹ 3,286.98 lakhs and ₹5,452.98 lakhs, respectively on a standalone basis as per Ind AS. For the Fiscal 2018, our total advertisement expenditure was ₹3,755 lakhs on a standalone basis as per IGAAP.

In promoting our brand, our advertisement campaigns focus on “**Blue is Belief**”, to differentiate our loan products from other NBFCs and financial institutions and emphasize the convenience, accessibility and expediency of Gold loans.

### Asset Quality

We maintain our asset quality through the establishment of prudent credit norms, the application of stringent credit evaluation tools, limiting customer exposure, and direct interaction with customers. In addition to our credit evaluation and recovery mechanism, our asset-backed lending model and adequate asset cover has helped maintain low gross and net NPA levels.

Details of Stage 3 asset and provisions thereon of our Company, as of the specified dates are set out in the table below:

(₹ in lakhs)

| Particulars (as per Ind AS)                  | As at September 30, 2020 | As at March 31, 2020 | As at March 31, 2019 |
|--|--------------------------|----------------------|----------------------|
| Gross Stage 3 Assets for Gold loan           | 53,388                   | 8667                 | 15,178               |
| Gross Stage 3 Assets for Other Loans         | 18,780                   | 17593                | 16,541               |
| <b>Net Stage 3 Loans and advances</b>        | <b>52,134</b>            | <b>8569</b>          | <b>14,132</b>        |
| Net Stage 3 Assets to Net Loans and advances | 3.31%                    | 0.62%                | <b>1.19%</b>         |

Our assets under management and net NPAs for each segment of our business are as follows:

(₹ in lakhs)

| Particulars (as per IGAAP)              | As at March 31, 2018 |
|---|----------------------|
| Assets under Management for Gold loan   | 10,01,556            |
| Assets under Management for Other Loans | 1,42,904             |
| <b>Total</b>                            | <b>11,44,460</b>     |
| <b>Net Non-performing assets</b>        | <b>16,637</b>        |

Details of Stage 3 asset and provisions thereon of our Company, as of the specified dates are set out in the table below:

(₹ in lakhs)

| Particulars                                      | As of September 30, 2020 | As of March 31, 2020 | As of March 31, 2019 |
|--|--------------------------|----------------------|----------------------|
| Gross Stage 3 Assets                             | 72,167                   | 26,260               | 31,719               |
| Provisions for Stage 3 Assets                    | 20,033                   | 17,691               | 17,588               |
| Net Stage 3 Assets                               | 52,134                   | 8,569                | 14,131               |
| Gross Outstanding Loans and advances             | 16,00,471                | 14,14,013            | 12,08,839            |
| Net Outstanding Loans and advances               | 15,74,990                | 13,91,802            | 11,91,251            |
| Gross Stage 3 Assets to Gross Loans and advances | 4.51%                    | 1.86%                | 2.62%                |
| Net Stage 3 Assets to Loans and                  | 3.26%                    | 0.61%                | 1.17%                |

| Particulars                   | As of September 30, 2020 | As of March 31, 2020 | As of March 31, 2019 |
|-------------------------------|--------------------------|----------------------|----------------------|
| advances                      |                          |                      |                      |
| Stage 3 Assets Coverage Ratio | 27.76%                   | 67.37%               | 55.45%               |

The following table sets forth, at the dates indicated, data regarding our NPAs:

(₹ in lakhs)

| As per IGAAP                          | As of March 31, 2018 |
|---------------------------------------|----------------------|
| Gross NPAs                            | 21765                |
| Provisions                            | 5128                 |
| Net NPAs                              | 16637                |
| Gross Outstanding Loans and advances  | 11,44,460            |
| Net Outstanding Loans and advances    | 11,39,332            |
| Gross NPA to Gross Loans and advances | 1.90%                |
| Net NPA to Net Loans and advances     | 1.45%                |
| NPA Coverage Ratio                    | 23.56%               |

<sup>(1)</sup> Sub-standard assets are assets which have been classified as non-performing asset for a period not exceeding 12 months, or where the terms of the agreement regarding interest and/or principal have been renegotiated or rescheduled or restructured after commencement of operations until the expiry of one year of satisfactory performance under the renegotiated or rescheduled or restructured terms.

<sup>(2)</sup> Doubtful assets are assets which remains a sub-standard asset for a period exceeding 12 months

<sup>(3)</sup> Loss assets mean (a) assets which have been identified as a loss asset by us or our internal or external auditor or by the RBI to the extent that they are not written-off by us; and (b) assets which are adversely affected by a potential threat of non-recoverability due to either erosion in the value of security or non-availability of security, or due to any fraudulent act or omission on the part of the customer.

#### Provisioning policy with respect to Non-Performing Assets

Our Company's provisioning policy was as per the RBI prudential norms up to Fiscal 2018. However, on transition to IndAS, the Company is bound to follow the Expected Credit Loss model as per IndAS norms to provide for Impairment of Loan Assets. Accordingly, the IndAS financials as of Fiscal 2020 and Fiscal 2019, with the transitioned figures as on March 31, 2018 have been worked as per the ECL model.

#### Funding Sources

We have expanded our sources of funds in order to reduce our funding costs, protect interest margins and maintain a diverse funding portfolio that will enable us to achieve funding stability and liquidity. Our sources of funding comprise term loans from banks and financial institutions, cash credit/ working capital demand loans/ short term loans from banks, issuances of (i) redeemable non-convertible debentures; (ii) subordinated debt instruments; (iii) perpetual debt instruments; and (iv) short term commercial paper and inter-corporate deposits, and assignment and securitization of gold loan in addition to equity infused by the Promoters.

As of September 30, 2020, March 31, 2020 and March 31, 2019, the total secured borrowings utilised by the Company aggregated to ₹13,26,032 lakhs, ₹ 10,54,427 lakhs and ₹ 8,50,479 lakhs including securitization of ₹ 2,863 lakhs, Nil and ₹ 31,934 lakhs (pass through certification) and unsecured borrowings utilised by the Company aggregated to ₹ 3,02,433 lakhs, ₹ 2,60,167 lakhs and ₹ 2,73,029 lakhs, respectively.

The following table sets forth the principal components of our secured loans as per Ind AS of the dates indicated:

(₹ in lakhs)

| Secured Loans                         | As of September 30, 2020 | As of March 31, 2020 | As of March 31, 2019 |
|---------------------------------------|--------------------------|----------------------|----------------------|
| Redeemable non-convertible debentures | 3,06,491                 | 86,113               | 24,119               |
| Compulsorily Convertible Debentures   | -                        | Nil                  |                      |
| <b>Term loans:</b>                    |                          |                      |                      |
| Term loans from banks                 | 3,66,018                 | 1,88,184             | 78,073               |
| Term loans from other parties         | 1,838                    | 2,688                | 5,575                |

| <b>Secured Loans</b>                               | <b>As of September 30, 2020</b> | <b>As of March 31, 2020</b> | <b>As of March 31, 2019</b> |
|--|---------------------------------|-----------------------------|-----------------------------|
| Working Capital Loan and Overdraft from Banks      | 6,48,822                        | 7,77,441                    | 7,10,778                    |
| Loans repayable on demand from Other Parties (PTC) | 2,863                           | Nil                         | 31,934                      |
| <b>Total</b>                                       | <b>13,26,032</b>                | <b>10,54,427</b>            | <b>8,50,479</b>             |

The following table sets forth the principal components of our unsecured loans as per Ind AS as of the dates indicated:

(₹ in lakhs)

| <b>Unsecured Loans</b>    | <b>As of September 30, 2020</b> | <b>As of March 31, 2020</b> | <b>As of March 31, 2019</b> |
|---------------------------|---------------------------------|-----------------------------|-----------------------------|
| Inter-corporate deposits  | Nil                             |                             |                             |
| Subordinated debt         | 2,26,322                        | 2,34,077                    | 2,46,979                    |
| Perpetual debt instrument | 26,111                          | 26,090                      | 26,049                      |
| Commercial paper          | 50,000                          | Nil                         |                             |
| <b>Total</b>              | <b>3,02,433</b>                 | <b>2,60,167</b>             | <b>2,73,029</b>             |

Increasingly, we have depended on loans from banks the issue of redeemable non-convertible debentures the issue of subordinate debt and assignment securitization as the primary sources of our funding. We believe that we have developed stable long term relationships with our lenders and established a track record of timely servicing of our debts and have been able to secure concessionary /competitive interest rate from the lenders to bring down the cost of borrowings.

### **Capital Adequacy**

We are subject to the capital adequacy ratio (“CAR”) requirements prescribed by the RBI. We are currently required to maintain a minimum CAR of 15.00% based on our total capital to risk-weighted assets. Further, for a NBFC primarily engaged in lending against gold jewellery such as us, we are required to maintain a minimum Tier I Capital of 12.00%. We had a capital adequacy ratio of 18.64%, 19.56 %, 21.95% and 22.20% for the half year ended September 30, 2020, Fiscal 2020, Fiscal 2019 and Fiscal 2018 computed based on Ind AS financials for the half year ended September 30, 2020, Fiscal 2020 and Fiscal 2019, and as per IGAAP financials for Fiscal 2018.

### **Risk Management**

Risk management forms an integral element of our business strategy. At an entity level, the objective of risk management is to align the risk appetite of our Company with its strategy. At an operational level, it is intended to enable our Company to make consistent business and operational decisions across all units and departments within the broad risk appetite of our Company. The major risks we face are credit risk, collateral risk, market risk, interest rate risk, liquidity risk and operational risk.

#### **Credit risk**

Credit risk is the risk of loss due to the failure of counterparty in meeting its obligations in accordance with agreed terms. Our Company’s credit risk arises from the loans that it extends to its borrowers. The management of credit risk starts with robust procedures for approval of the rate per gram used to calculate the loan amount and appraisal of the collateral. However, the risk is minimized since all loans are granted against the collateral of gold jewellery which can be liquidated with relative ease to recover all amounts due to our Company.

#### **Collateral risk**

Collateral risk arises from a decline in the value of the gold collateral due to fluctuation in gold prices. Our Company has an ongoing process whereby the lending rate per gram of gold is calculated at the average of the closing price of 22 carat gold for the preceding 30 days on quote by Bombay Bullion Association (BBA), which is provided by AGLOC We are currently maintaining a loan to value of 75.00%, in accordance with the directions issued by RBI.

## **Market risk**

Market risk is the risk that the value of a portfolio, either an investment portfolio or a trading portfolio, will decrease due to the change in value of the market risk factors. Our Company has a very small investment portfolio and does not trade in equities or other financial instruments. The Company's foreign currency operations are restricted to the sale and purchase of currencies from retail customers, purchases being made on a need basis and currency receipts being sold in the market within a short time. Our Company is therefore not exposed to a significant market risk.

## **Interest rate risk**

Interest rate risk refers to the impact that fluctuating interest rates may have on the net interest margin. Our Company's interest rate exposure is not significant, considering that most of its fixed interest earning assets have an average maturity period of three to four months only while a major part of its interest bearing liabilities are not expected to be repriced significantly during the period.

## **Liquidity risk**

Liquidity risk is the risk of being unable to raise necessary funds from the market to meet operational and debt servicing requirements. Liquidity is managed by monitoring short to medium term forecasts of business growth, estimation (based on historic data) of the risk of potential liabilities and our Company's other debt service obligations. Typically, the average tenor of our Company's lending portfolio is three to four months whereas the liabilities are of a longer term.

## **Operational risk**

Operational risk is the risk of direct or indirect loss resulting from inadequate or failed internal processes, people and systems or from external events. Our Company has laid down detailed policies and procedures for all its operational activities including a manual of instructions for all activities performed at the branches. All strong rooms, which are built according to RBI specifications at the branches are under dual/joint custody. The company has introduced tamper evident envelopes in all the branches across the country. The tamper evident envelope is expected to bring about a higher degree of safety to the gold pledged with us by our customers.

A centralised team of internal auditors and gold inspectors perform regular and surprise reviews and inspections at all locations and follow up with the management on all audit observations until these are satisfactorily resolved. In accordance with our internal audit policy, all of our branches are subject to periodic inspection. Feedback is provided to the operations department and the process management team on all process improvement/enhancement issues. Each branch data is reviewed centrally. Exceptions or deviations that are identified through the use of automated software are discussed and followed up with the respective branches. Our Company places emphasis on the development of its employees through a formal training and induction process after recruitment and a continuous learning process through various means including e-learning. We also continuously review and enhance operational processes as part of our continuous improvement philosophy.

## **Credit Rating**

We have been assigned CRISIL A (Stable) by CRISIL and BWR A+ (Stable) rating by Brickworks for our term loan facilities, cash credit and working capital limits, "CRISIL A/Stable" rating by CRISIL and BWR A+ (Stable) by Brickworks for our various non-convertible debt instruments, CRISIL BBB+/Stable rating by CRISIL and BWR A(Stable) by Brickworks for our perpetual bonds and CRISIL A1 rating by CRISIL and BWR A1+ rating by Brickworks for our short term debt programme. Any downgrade of our credit ratings would increase borrowing costs and constrain our access to capital and debt markets and, as a result, would negatively affect our net interest margin and our business. For instance, CRISIL had on November 22, 2016, downgraded its ratings on the bank facilities and debt instruments of the Company to 'CRISIL A-/ Stable/CRISIL A1' from 'CRISIL A/Stable CRISIL A1.

## **Treasury Operations**

Majority of our gold loan disbursements and repayments are in cash which necessitates maintaining a certain level of cash holding at the branches at all times to ensure a quick service to the customer. We retain cash up to 0.5% (one per cent) of the Gold loan outstanding of the branch or ₹2 lakhs, whichever is higher. Additional fund requirements

of the branches are met from the head office of the Company by way of bulk RTGS/ NEFT transfers through designated banks in accordance with the treasury policy. This enables the Company to disburse funds to the branches promptly upon requests from the branches. Excess funds available at the branches are transferred to the bank account of the head office of the Company on a daily basis. This ensures an efficient utilisation of the funds, minimizing the holding of idle cash. Branches can also transfer funds/cash from /to nearby branches in case of need.

### **Competition**

Although the business of providing loans secured by gold is a time-honored business (unorganized pawn-broking shops being the main participants), the Gold loan business in India remains very highly fragmented. Our Board believes that we can achieve economies of scale and increased operating efficiencies by increasing the number of branches under operation and utilising modern point-of-sale systems and proven operating methods. We operate in largely un-tapped markets in various regions in India where banks currently provide Gold loans. We also compete with pawnshops and financial institutions, such as consumer finance companies. Other lenders may lend money on an unsecured basis, at interest rates that may be lower than our service charges and on other terms that may be more favorable than ours. We believe that the primary elements of competition are the quality of customer service and relationship management, branch location and the ability to loan competitive amounts at competitive rates. In addition, we believe the ability to compete effectively will be based increasingly on strong general management, regional market focus, automated management information systems and access to capital. Our main competition is from various Kerala based banks and other specialised Gold loan NBFCs.

### **Insurance Coverage**

We maintain insurance coverage on all our assets located at our head office, on all our movable assets in branch premises and locations of our wind energy business owned by us against fire and special perils. Our insurance policies are generally annual policies that we renew regularly. We have also established a scheme of insurance with the Life Insurance Corporation of India for providing gratuity benefits to the employees of the Company in the name and style – “*Muthoot Fincorp Employees Group Gratuity Assurance Scheme*”.

### **Intellectual Property**

The trademark/service mark and logo in connection with the “Muthoot Pappachan” brand and the “Muthoot Fincorp” logo are pending registration in various classes including classes which pertain to our Company’s business. Our Promoters have applied for but not obtained registrations in connection with protection of the aforesaid trademarks and logos. There can be no assurance that our Promoters would be able to obtain registrations of the aforesaid logos and trademarks under each or all of the classes. Once such trademarks and/or logos are registered we intend to enter into an agreement with our Promoters for the use of such logos and/or trademarks. For further details, see section titled “*Risk Factors*” on page 16.

### **Property**

Our registered office is at Muthoot Centre, TC No 14/2074-7 Punnen Road Trivandrum – 695 039, Kerala which is being used by us on a leasehold basis. We typically enter into lease agreements for these strategic business unit and branch locations. If these leases are not renewed on a timely basis or at all, we do not think that relocating would materially and adversely affect our operations and profitability.

## HISTORY AND CERTAIN CORPORATE MATTERS

Our Company was originally incorporated as a public limited company known as Muthoot Debt Management Services Limited, pursuant to receipt of a certificate of incorporation dated June 10, 1997, from the ROC. Our Company received a certificate for commencement of business on June 10, 1997. Subsequently, the name of our Company was changed to Muthoot Fincorp Limited and a fresh certificate of incorporation dated March 19, 2002 was issued to our Company by the ROC.

Our Company was registered as a non-deposit accepting NBFC with the RBI pursuant to the certificate of registration No. 16.00170 dated July 23, 2002 issued by the RBI under Section 45 IA of the RBI Act.

### Changes in Registered Office

There has been no change in the Registered Office of our Company since our Company was incorporated.

### Main objects of our Company

The main objects of our Company, as contained in the Memorandum of Association are:

- (1) To carry on the business of a loan company as per RBI guidelines and to carry on and undertake financing by way of giving loans and/or advances and financing otherwise of the activities of others and to receive money on deposits at interest or otherwise for fixed periods as prescribed from time to time by RBI.
- (2) To carry on the business of money lending in accordance with the RBI guidelines and other applicable laws in force and also giving loans and advances to the weaker sections of the society at preferential rate of interest subject to the ceiling fixed from time to time as prescribed by the RBI, but the Company shall not carry on the business of banking as defined in The Banking Regulation Act, 1949.
- (3) To carry on the business as authorised dealer, money changer, offshore banker or any other person for the time being authorised to deal in foreign exchange or foreign securities or such other activities and to undertake cross border inward money transfer activities subject to the rules and regulations of the RBI.
- (4) To take over as going concern, the business of the partnership firms, Muthoot Bankers with their assets and liabilities, manage their affairs and dissolve the firms after the takeover.

The main objects clause and the objects incidental or ancillary to the main objects of the Memorandum of Association enable our Company to undertake its existing activities and the activities for which the funds are being raised through the Issue.

We have received various awards and recognitions in the past, including, amongst others in the last three fiscals:

| Fiscal | Particulars   |
|--------|---|
| 2018   | <ul style="list-style-type: none"><li>• Icon of Indigenous Excellence- ET Iconic Awards given by Economic Times</li><li>• National Award for Excellence in BFSI Awards 2018 in the Financial Inclusion &amp; Regulatory Compliance - NBFC category Given by Times Network</li></ul> |
| 2016   | <ul style="list-style-type: none"><li>• Special Jury Recognition at the Rotary CSR Excellence Awards given by Rotary Club of Cochin Metropolis</li></ul>  |

### Key terms of our Material Agreements

#### Material Agreements:

- I. **For sharing of services among the Group Companies, the Company had entered into agreements with various Group Companies. Now, the parties concerned have decided to introduce a concept of Master Service Agreement (“MSA”) along with Service Level Agreements (“SLAs”) towards each shared service. As per the same, the general terms and conditions are captured in the MSA and the terms specific to each service, including the agreed commercials, are captured in the SLA. Accordingly, the Company has entered into the following agreements:**



**(a) Master Service Agreement dated April 1, 2019 with Muthoot Capital Services Limited (“MCSL”) for sharing / providing various services. The following SLAs are executed wherein the services shared are detailed:**

- i. SLA dated April 1, 2019 for sharing the branch network and infrastructure of the Company in connection with its business, inter alia, consisting of disbursing two wheeler vehicle loans and collecting the instalments of two wheeler loans from their Customers
- ii. SLA dated April 1, 2019 for acting as the broker of MCSL for canvassing Public Deposits and collecting application forms along with the supporting documents from prospective depositors and forward to MCSL.
- iii. SLA dated April 1, 2019 for utilizing the safe custody facility for the gold jewellery pledged with MCSL by its vehicle loan customers at MFL branches;
- iv. SLA dated April 1, 2019 for sourcing of MCSL’s used car loan and collecting EMI from the Customers and
- v. SLA dated April 1, 2019 for utilizing the space specifically allotted at branches of the Company.
- vi. SLA dated April 1, 2019 for the collection of EMI from the Customers who availed SME Loans from MFL
- vii. Agreement for Gold Loan business Sourced

**(b) Master Service Agreement dated April 1, 2019 with Muthoot Microfin Limited (“MML”) for sharing / providing various services. The following SLAs are executed wherein the services shared are detailed:**

- i. SLA dated April 1, 2019 for disbursement of microfinance loans and collection of receipts from their Customers
- ii. SLA dated April 1, 2019 to acquire Customers, collect repayment of Muthoot Small and Growing Business Loans (MSGB).
- iii. SLA dated April 1, 2019 to acquire Customers, collect repayment from OLA Auto and Cab drivers to purchase of smart phone.
- iv. SLA dated April 1, 2019 to acquire Customers, collect repayment of Consumer Durable loan along with interest.
- v. SLA dated April 1, 2019 for utilizing the space specifically allotted at branches of the Company.
- vi. SLA for sourcing Gold Loan business
- vii. SLA services for Gold Appraisal, Custody of Gold, Auctioning of Gold, the Customer Due Diligence including KYC verification etc.

**(c) Master Service Agreement dated April 1, 2019 with Muthoot Housing Finance Company Limited (“MHFL”) for sharing / providing various services. The following SLAs are executed wherein the services shared are detailed:**

- i. SLA dated April 1, 2019 for utilizing the space specifically allotted at branches of the Company.
- ii. Agreement for Referral Incentive Program for home loan referrals.
- iii. SLA dated July 22, 2020 for utilizing the space specifically allotted at branches of the Company

**(d) Master Service Agreement dated February 26, 2019 with Muthoot Pappachan Chits (India) Limited (“MPC IPL”) for distributing and collecting chit application forms and collect chit instalments through the branch network of the Company. The following SLAs are also executed wherein the services shared are detailed:**

SLA dated April 30, 2019 for utilizing the branch space at Mankavu of the Company.

**(e) Master Service Agreement dated June 23, 2020 with Muthoot Housing Finance Company Limited (“MHFL”) for Gold Loan sourcing services. The following SLAs are executed wherein the services shared are detailed:**

SLA dated June 23, 2020 for Sourcing Gold Loan Services

**(f) Space Sharing Arrangements**

As per the above arrangements, among others, the Company has agreed to provide identified physical space located at its branches/ offices at various locations for use of authorised employees/ representatives of MML, MCSL and MHFCL respectively. The identified premises are being provided for developing and servicing the businesses undertaken and carried on by MML, MCSL and MHFCL.

A gist of the said arrangements is as provided below:

| Company | Agreement Date    | Live Branches | Total Rent (in ₹) as on (October 31, 2020)) | Period                  |
|---------|-------------------|---------------|---|-------------------------|
| MML     | April 1, 2016     | 1             | 13,979                                      | 10 (ten) years          |
|         | March 15, 2017    | 2             | 16,885                                      | 10 (ten) years          |
|         | January 01, 2017  | 3             | 49,382                                      | 10 (ten) years          |
|         | February 01, 2016 | 2             | 16,243                                      | 10 (ten) years          |
|         | November 01, 2015 | 1             | 14,040                                      | 10 (ten) years          |
|         | June 01, 2017     | 1             | 9,447                                       | 10 (ten) years          |
|         | October 16, 2017  | 1             | 22,111                                      | up to May 31, 2024      |
|         | April 01, 2018    | 1             | 15,000                                      | 10 (ten) years          |
| MHFCL   | April 01, 2019    | 25            | 1,58,723                                    | 10 (ten) years          |
|         | July 22, 2020     | 2             | 14,509                                      | 10 (ten) years          |
|         | January 29, 2020  | 4             | 13,416                                      | 10 (ten) years          |
| MCSL    | April 01, 2019    | 10            | 2,00,949.00                                 | -                       |
| MPCIPL  | April 01, 2013    | 1             | 31078.75                                    | 8 years                 |
|         | May 01, 2019      | 1             | 7,576                                       | up to November 30, 2022 |
|         | January 01, 2020  | 1             | 12,075                                      | 2 years                 |
|         | April 01, 2013    | 1             | 31078.75                                    | 8 years                 |

**II. Lease Agreements:**

- (a) The Company has entered into lease agreements with MML, MAIPL and Muthoot Motors (Cochin), the details of which are provided below:

| Company | Lease Agreement  | Location                       | Rent (in ₹) as on (October 31, 2020) | Security Deposit (₹) | Period (Years) |
|---------|------------------|--------------------------------|--------------------------------------|----------------------|----------------|
| MML     | May 1, 2016      | Vellanadu Junction, Trivandrum | 27,227                               | 67,200               | 10             |
|         | February 1, 2016 | Vellanadu Junction, Trivandrum | 16,531                               | 40,800               | 10             |
|         | December 1, 2015 | Vellanadu Junction, Trivandrum | 12,690                               | 31,320               | 10             |
| MAIPL   | March 19, 2019   | Kollam Showroom                | 4,25,427                             | -                    | 3              |

- (b) The Company has entered into lease agreements with Group Companies, the details of which are provided below:

| Company        | Lease Agreement   | Live branches | Rent per month (in ₹) as on (October 31, 2020)) | Period (Years)         | Location |
|----------------|-------------------|---------------|---|------------------------|----------|
| Muthoot Motors | February 01, 2013 | 1             | 4,38,462.20                                     | up to January 31, 2028 | pattom   |

|              |                   |   |             |                         |                               |
|--------------|-------------------|---|-------------|-------------------------|-------------------------------|
|              | February 06, 2017 | 1 | 89,412.50   | up to February 05, 2027 | ulloor                        |
| Muthoot Exim | October 1, 2018   | 1 | 1,58,700.00 | up to April 30, 2023    | Sunshine Towers               |
|              | May 01, 2015      | 1 | 1,11,987.75 | up to October 31, 2021  | MPG Point (TamilNadu)         |
| MPG Security | November 01, 2015 | 1 | 36,589.00   | April 30, 2019          | Nelson Manickam Road, Chennai |

(c) The Company has entered into sub-lease agreement with Group Companies, the details of which are provided below:

| Company      | Lease Agreement   | Live branches | Rent per month (in ₹) as on (October 31, 2020)) | Period (Years)         | Location                     |
|--------------|-------------------|---------------|---|------------------------|------------------------------|
| Muthoot Exim | November 25, 2019 | 2             | 3,105.00  | up to August 09, 2022  | Vallikkavu, Thrikkunnappuzha |
| MRIBS        | August 16, 2019   | 1             | 9,500.00  | up to January 31, 2023 | STN Chambers, Vazhuthacaud   |
|              | July 01, 2014     | 1             | 1,42,830.00                                     | up to 31-01-2023       | STN Chambers, Vazhuthacaud   |
| MPG Hotels   | August 01, 2016   | 1             | 1,24,550.00                                     | up to 31-01-2023       | STN Chambers, Vazhuthacaud   |
| MPG Security | November 01, 2015 | 1             | 64,373.87                                       | September 14, 2023     | Calicut                      |
|              | November 01, 2015 | 1             | 56,614.95                                       | January 31, 2020       | Subash Palace, Delhi         |
|              | November 01, 2015 | 1             | 21,046.20                                       | May 31, 2022           | Hyderabad, Andhra Pradesh    |
|              | November 01, 2015 | 1             | 64,832.25                                       | November 13, 2020      | Infantry Road, Bangalore     |
|              | November 01, 2015 | 1             | 22,514.10                                       | October 31, 2023       | Vishakhapatnam               |
|              | November 01, 2015 | 1             | 43,744.00                                       | January 31, 2022       | Thane, Maharashtra           |
|              | November 01, 2011 | 1             | 13,204.80                                       | October 31, 2021       | Madhurai, Tamil Nadu         |
|              |                   |               |   |                        |                              |

### III. Agreement dated March 31, 2016 with MML and Addendum dated November 1, 2016 and January 31, 2017 to the original agreement

The agreements cover sale of identified assets of the Company, including *inter alia* computers, printers, scanners, office furniture to MML. In consideration of the sale, it has been agreed in the agreement that MML shall pay to MFL a lump sum amount of ₹1,58,75,655. The effective date for sale of assets on which the assets shall be transferred was identified as March 31, 2016 in the agreement. By way of addendum agreements, the Company has further agreed to sell some assets to MML for a lump sum amount of ₹27,73,271 as on November 1, 2016 and ₹25,79,907 as on January 31, 2017.

### IV. Agreement dated January 31, 2019, between the Company and Mr. Thomas Muthoot, Executive Director and agreement dated January 31, 2019, between the Company and Mr. Thomas John Muthoot, Managing Director

The board of directors of the Company had pursuant to unanimous resolution passed at its meeting held on January 15, 2016 appointed Mr. Thomas Muthoot as the executive director of the Company and Mr. Thomas John Muthoot as the Managing Director of the Company for a period of three years until January 31, 2019 with effect from February 1, 2019. The agreements have been entered into pursuant to the said appointment.

The Company has the right to terminate the services by giving not less than three months' notice in writing or three months' salary in lieu thereof.

**V. Agreement in relation to Terms of Inter Se Project Engagement dated December 14, 2015 with MPG Hotels and Infrastructure Ventures Private Limited ("MPG")**

The Company has a valid title over the property as described in the agreement located in Thiruvananthapuram, Desom, Kowdiar Village, Thiruvananthapuram Taluk, and Thiruvananthapuram District. The Company vide the agreement (the "**Development Agreement**") authorised and empowered MPG to develop the said property into a premium residential complex at its own cost as per the specifications, terms and conditions laid down in the agreement (the "**Development**"). MPG has agreed to complete the construction of the flats/ units within 48 months from the date of receiving final building permit from the government agencies/ statutory authorities. In consideration of permitting the Development, MPG shall pay to the Company 30% of the full sale value of each unit while MPG may retain the balance. The parties may terminate the Development Agreement by giving 30 days' written notice to the other party in the event of delay in getting the required building permits within one year from the date of the Development Agreement or MPG failing to commence construction within one year from the date of receipt of building permit or MPG failing to progress the construction according to agreed timelines. The Development Agreement was cancelled vide the cancellation deed dated March 30, 2016. The Development Agreement was cancelled in view of restructuring of project execution. An amount of ₹9,00,000 paid by MPG to the project consultant was instructed to be refunded.

**VI. Agreement for asset management services dated March 30, 2016 with MPG and Amendment letter dated April 25, 2018**

MPG has been appointed as an asset manager for *inter alia* keeping all relevant records/ documents pertaining to the properties of the Company, maintenance of building, compound wall, utility lines, facilitating payment of utility bills etc., and advising regarding prospective business opportunity of the properties. The agreement provides that MPG shall be paid a retainer fee of the amount of ₹1,10,000 plus applicable taxes per month by the Company in consideration of the services with effect from April 1, 2018 as per amendment letter dated April 25, 2018. The agreement may be terminated by either party upon failure of other party to remedy its default in the performance or breach of any terms of the agreement after giving a 30 days' notice, upon occurrence of an irremediable default in the performance or breach of terms by the other party or on the other party becomes insolvent or bankrupt or makes a composition with its creditors.

**VII. Agreement dated August 1, 2016 with Muthoot Pappachan Technologies Limited ("MPT") for providing consultancy, advisory, and other services to MFL**

Pursuant to the aforementioned agreement the Company is desirous of engaging MPT to provide consultancy, advisory, and other services related to IT and also providing training to its staff on IT and related activities. The Company is required to pay fee for the services availed from MPT in accordance with the agreement. The period of the agreement is for five years, commencing August 1, 2016. Either party would have the right to terminate the agreement by giving three months' notice in writing.

## VIII. Loan to Directors

As per the loan agreements dated March 21, 2020, March 23, 2020 and March 24, 2020 respectively in relation to the Director named below, the Company has advanced the following loans to its Directors. The term of each agreement is 30 months as provided below:

(₹ in lakh)

| Sr. No. | Name of Director      | Amount (₹ in crore) | Interest Rate | Period                          |
|---------|-----------------------|---------------------|---------------|---------------------------------|
| 1.      | Thomas John Muthoot   | 70.00               | 12.00%        | Repayable by September 30, 2022 |
| 2.      | Thomas George Muthoot | 70.00               | 12.00%        | Repayable by September 30, 2022 |
| 3.      | Thomas Muthoot        | 59.00               | 12.00%        | Repayable by September 30, 2022 |

- IX.** Space Allocation agreement dated April 1, 2019 with Muthoot Risk Insurance Broking Services Private Limited (MRIBS) for advertising various insurance products by utilizing branch spaces of the Company.

Pursuant to the aforementioned agreement, Our Company has agreed to allow MRIBS to exhibit advertising materials of their various insurance products by displaying its signages, hoardings, at about 1000 Branches of the Company at a time on rotational basis. The agreement is effective from April 1, 2019 and shall remain in force for a period of 3 years.

- X.** Agreement dated March 26, 2018 with Muthoot Estate Investments (MEI) for hiring of Office Space at Attingal.

The Company has entered into agreements with MEI for hiring 815 sq.ft of building premises at Ground Floor, Muthoot Buildings, NH Road, Near Civil Station, Attingal, Thiruvananthapuram for a period of ten years with effect from January 1, 2018 at a monthly rent of ₹48,900 and security deposit of ₹1,46,700.

- XI.** Agreement dated May 19, 2017 between Mr. Thomas John Muthoot, Mr. Thomas George Muthoot, Mr. Thomas Muthoot and M/s Muthoot Estate Investments (MEI) and the Company for purchase of shares of MPG Hotels and Infrastructure Ventures Private Limited (MHIVPL) and the addendum thereto dated March 28, 2018, December 28, 2018 and December 31, 2019 and March 31, 2020 (“**Addendums**”).

Pursuant to the aforementioned agreement dated May 19, 2017 read with the Addendums the Company has agreed to purchase 54,57,516 shares of MPG Hotels & Infrastructure Ventures Private Limited at ₹153 per share and has advanced an amount of ₹5,209.63 lakhs as on date of the Prospectus. The period for completing the transaction has been extended upto March 31, 2022.

### Key terms of our other key agreements

NA

### Holding Company

Our Company does not have a holding company.

### Subsidiaries

As on the date of the Prospectus, our Company has the following subsidiaries:

#### I. Muthoot Housing Finance Company Limited (“MHFCL”)

MHFCL was incorporated pursuant to a certificate of incorporation dated March 5, 2010 and obtained a certificate of commencement of business dated June 1, 2011, issued by the Registrar of Companies, Kerala and Lakshadweep. It obtained a certificate of registration dated February 11, 2011, from the National Housing Bank, to commence the business of a housing finance institution, without accepting public deposits. The registered office of MHFCL is situated at TC No. 14/2074 – 7, Muthoot Centre, Pennen Road, Thiruvananthapuram 695 039.

Our Company currently owns 80.65% shareholding of MHFCL.

**Shareholding pattern as on October 31, 2020:**

| Sr. No. | Name of Shareholder         | No. of equity shares held | Percentage of issued equity share capital (%) |
|---------|-----------------------------|---------------------------|---|
| 1.      | Muthoot Fincorp Limited     | 5,93,48,840               | 80.659  |
| 2.      | Thomas John Muthoot         | 4,297,885                 | 5.841   |
| 3.      | Thomas George Muthoot       | 4,297,890                 | 6.47  |
| 4.      | Thomas Muthoot              | 4,297,890                 | 6.47  |
| 5.      | Preethi John Muthoot        | 3,265                     | 0.01  |
| 6.      | Nina George                 | 3,265                     | 0.01  |
| 7.      | Remmy Thomas                | 3,265                     | 0.01  |
| 8.      | MHFL Employee Welfare Trust | 13,28,766                 | 1.806   |
|         | <b>Total</b>                | <b>7,35,81,066</b>        | <b>100.00</b>                                 |

**Board of directors:**

The board of directors of MHFCL comprises of the following persons:

- Thomas Muthoot, Managing Director,
- Thomas John Muthoot; Director,
- Thomas George Muthoot; Director,
- Santanu Mukherjee; Independent Director, and
- Kandiyoor Muralidharan, Independent Director

**II. Muthoot Microfin Limited (“MML”)**

Muthoot Microfin Limited was originally incorporated as Panchratna Stock and Investment Consultancy Services Private Limited pursuant to a certificate of incorporation dated April 6, 1992. The name of Panchratna Stock and Investment Consultancy Services Private Limited was changed to Panchratna Stock and Investment Consultancy Services Limited pursuant to the fresh certificate of incorporation dated June 9, 1994.

Subsequently, the name of Panchratna Stock and Investment Consultancy Services Limited was changed to Panchratna Securities Limited pursuant to the fresh certificate of incorporation dated June 22, 1994. As a part of its diversification programme and to offer more impetus to its micro finance business, the Company acquired a majority equity holding in Panchratna Securities Limited in September 2012. Subsequently, the name of Panchratna Securities Limited was changed to MML and a fresh certificate of incorporation dated November 6, 2012 was issued by the Registrar of Companies, Mumbai. The registered office of MML is situated at 13<sup>th</sup> floor, Parinee Crescenzo, Bandra Kurla Complex, Bandra East, Mumbai 400 051.

Muthoot Microfin Limited was registered as an NBFC with the RBI pursuant to the certificate of registration No. 13.00365 dated March 18, 1998 issued by the RBI under Section 45 IA of the RBI Act. Subsequently RBI has granted a new certificate of registration in relation to change of name and conversion of MML to NBFC-MFI with effect from March 25, 2015.

**Shareholding pattern: As on October 31, 2020**

| Sr. No. | Name of Shareholder             | No. of equity shares held | Percentage of issued equity share capital (%) |
|---------|---------------------------------|---------------------------|---|
| 1       | Muthoot Fincorp Limited         | 7,26,25,449               | 63.61%  |
| 2.      | Thomas Muthoot                  | 63,50,459                 | 5.56%   |
| 3.      | Thomas John Muthoot             | 63,28,806                 | 5.54%   |
| 4.      | Thomas George Muthoot           | 63,27,160                 | 5.54%   |
| 5.      | Creations Investments India LLC | 1,30,06,778               | 11.39%  |
| 6.      | Nina George                     | 27,04,513                 | 2.37%   |
| 7.      | Preethi John                    | 27,02,867                 | 2.37%   |
| 8.      | Remy Thomas                     | 26,81,214                 | 2.35%   |
| 9       | ESOP Trust                      | 10,83,114                 | 0.95%   |

|    |              |              |        |
|----|--------------|--------------|--------|
| 10 | ESOP Holders | 3,60,142     | 0.32%  |
|    | Total        | 11,41,70,502 | 100.00 |

**Board of directors:**

The board of directors of MML comprises of the following persons:

- i. Mr. Thomas John Muthoot;
- ii. Mr. Thomas George Muthoot;
- iii. Mr. Thomas Muthoot;
- iv. Mr. Thomas Muthoot John;
- v. Mr. Kenneth Dan Vander Weele;
- vi. Mr. Alok Prasad;
- vii. Mrs. Bhama Krishnamurthy;
- viii. Mrs. Pushpy Muricken; and
- ix. Thai Salas Vijayan

**III. Muthoot Pappachan Technologies Limited (formerly Muthoot Pappachan Technologies Private Limited) (“MPTL”)**

MPTL was originally incorporated as a private company pursuant to the certificate of incorporation dated November 16, 2012, issued by the Registrar of Companies, Kerala and Lakshadweep. Subsequently, upon conversion to a public company, the name of Muthoot Pappachan Technologies Private Limited was changed to MPTL and a fresh certificate of incorporation dated July 5, 2013 was obtained from the Registrar of Companies, Kerala and Lakshadweep.

**Shareholding pattern: As on October 31, 2020**

| Sr. No. | Name of Shareholder     | No. of equity shares held | Percentage of issued equity share capital (%) |
|---------|-------------------------|---------------------------|---|
| 1.      | Muthoot Fincorp Limited | 30,000                    | 60.00   |
| 2.      | Thomas John Muthoot     | 3,334                     | 6.67  |
| 3.      | Thomas George Muthoot   | 3,333                     | 6.67  |
| 4.      | Thomas Muthoot          | 3,333                     | 6.67  |
| 5.      | Preethi John Muthoot    | 3,333                     | 6.67  |
| 6.      | Nina George             | 3,333                     | 6.67  |
| 7.      | Remmy Thomas            | 3,334                     | 6.67  |
|         | Total                   | 50,000                    | 100.00  |

**Board of directors:**

The board of directors of MPTL comprises of the following persons:

- i. Thomas Muthoot;
- ii. Thomas John Muthoot; and
- iii. Thomas George Muthoot.

**Joint Ventures, Associate Companies and Investments**

A list of associates of the Company is as follows:

|  | Name   | Registered Address  | Shareholding of our Company as on October 31, 2020 | Activity undertaken by the entity   |
|--|--|---|--|-------------------------------------|
| <b>Joint Venture Companies and Associate Companies</b> |  |   |  |                                     |
| 1.   | Alaska Agri Projects and Hospitalities Private Limited   | First Floor, Door # F - 2/A -2, Sector - 9, Vashi, Navi Mumbai 407 003                          | NIL  | Hospitality                         |
| 2.   | Bamboo Agri Projects and Hospitalities Private Limited   | First Floor, Door # F - 2/A -2, Sector - 9, Vashi, Navi Mumbai 407 003                          | NIL  | Hospitality                         |
| 3.   | Buttercup Agri Projects and Hospitalities Private Limited  | First Floor, Door # F - 2/A -2, Sector - 9, Vashi, Navi Mumbai 407 003                          | NIL  | Hospitality                         |
| 4.   | Calypso Agri Development and Hospitalities Private Limited   | First Floor, Door # F - 2/A -2, Sector - 9, Vashi, Navi Mumbai 407 003                          | NIL  | Hospitality                         |
| 5.   | Cinnamon Agri Development and Hospitalities Private Limited  | First Floor, Door # F - 2/A -2, Sector - 9, Vashi, Navi Mumbai 407 003                          | NIL  | Hospitality                         |
| 6.   | El Toro Agri Projects and Hospitalities Private Limited  | First Floor, Door # F - 2/A -2, Sector - 9, Vashi, Navi Mumbai 407 003                          | NIL  | Hospitality                         |
| 7.   | Emmel Realtors and Developers Private Limited  | Muthoot Centre, Punnen Road, Trivandrum 695 039   | NIL  | Real Estate                         |
| 8.   | Flame Agri Projects and Hospitalities Private Limited  | First Floor, Door # F - 2/A -2, Sector - 9, Vashi, Navi Mumbai 407 003                          | NIL  | Hospitality                         |
| 9.   | Fox Bush Agri Development and Hospitalities Private Limited  | First Floor, Door # F - 2/A -2, Sector - 9, Vashi, Navi Mumbai 407 003                          | NIL  | Hospitality                         |
| 10.  | Goblin Agri Projects and Hospitalities Private Limited   | First Floor, Door # F - 2/A -2, Sector - 9, Vashi, Navi Mumbai 407 003                          | NIL  | Hospitality                         |
| 11.  | Jungle Cat Agri Development and Hospitalities Private Limited  | First Floor, Door # F - 2/A -2, Sector - 9, Vashi, Navi Mumbai 407 003                          | NIL  | Hospitality                         |
| 12.  | LM Realtors Private Limited  | Muthoot Centre, Punnen Road, Trivandrum, Kerala - 695 034                                       | NIL  | Hospitality                         |
| 13.  | Mandarin Agri Ventures and Hospitalities Private Limited   | First Floor, Door # F - 2/A -2, Sector - 9, Vashi, Navi Mumbai 407 003                          | NIL  | Hospitality                         |
| 14.  | Mariposa Agri Ventures and Hospitalities Private Limited   | First Floor, Door # F - 2/A -2, Sector - 9, Vashi, Navi Mumbai 407 003                          | NIL  | Hospitality                         |
| 15.  | MPG Hotels and Infrastructure Ventures Private Limited (formerly Muthoot Hotels & Infrastructure Ventures Private Limited) | Muthoot Centre, Punnen Road, Trivandrum 695 039   | NIL  | Hospital Infrastructure and IT Park |
| 16.  | MPG Security Group Private Limited   | Diamond Hill, TC 15/42(3) Vellayambalam, Sasthamangalam P.O Thiruvananthapuram Kerala - 695 010 | NIL  | Security Agency                     |
| 17.  | Muthoot Agri Development and Hospitalities Private Limited   | First Floor, Door # F - 2/A -2, Sector - 9, Vashi, Navi Mumbai 407 003                          | NIL  | Hospitality                         |



|     | <b>Name</b>   | <b>Registered Address</b>  | <b>Shareholding of our Company as on October 31, 2020</b> | <b>Activity undertaken by the entity</b> |
|-----|---|--|---|--|
| 18. | Muthoot Agri Projects and Hospitalities Private Limited   | First Floor, Door # F - 2/A – 2, Sector - 9, Vashi, Navi Mumbai 407 003  | NIL   | Agriculture and Hospitality              |
| 19. | Muthoot Dairies and Agri Ventures Hospitalities Private Limited (Formerly Muthoot Agri Ventures and Hospitality Ventures Private Limited) | First Floor, Door # F - 2/A – 2, Sector - 9, Vashi, Navi Mumbai 407 003  | NIL   | Hospitality                              |
| 20. | Muthoot Apt Ceramics Limited  | Muthoot Towers, M.G Road, Ernakulam 682 035  | NIL   | Chemical Manufacturing                   |
| 21. | Muthoot Automobile Solutions Private Limited  | T.C # 14/2074 - 7, Muthoot Centre, Punnen Road, Trivandrum 695 039   | NIL   | Automotive                               |
| 22. | Muthoot Automotive (India) Private Limited  | T.C # 14/2074 - 7, Muthoot Centre, Punnen Road, Trivandrum 695 039   | NIL   | Automotive                               |
| 23. | Muthoot Buildtech (India) Private Limited   | T.C # 14/2074 - 7, Muthoot Centre, Punnen Road, Trivandrum 695 039   | NIL   | Real Estate                              |
| 24. | Muthoot Capital Services Limited  | Muthoot Towers, M.G Road, Ernakulam 682 035  | NIL   | Retail two and three wheeler Loans       |
| 25. | Muthoot Equities Limited  | 5th Floor, Muthoot Towers, M.G Road, Ernakulam 682 035   | NIL   | Share trading                            |
| 26. | Muthoot Exim Private Limited  | Muthoot Towers, M.G Road, Ernakulam 682 035  | NIL   | Sale of Jewellery                        |
| 27. | Muthoot Holdings Private Limited  | 1st Floor, Door No: 1500/1, Sri. Lakshmi Complex, Kammanhalli Main Road, St. Thomas Town P.O, Bengaluru - 560 084, Karnataka | NIL   | Holding                                  |
| 28. | Muthoot Hotels Private Limited  | T.C # 14/2074 - 7, Muthoot Centre, Punnen Road, Trivandrum, Kerala-695039  | NIL   | Hospitality                              |
| 29. | Muthoot Housing Finance Company Limited   | Muthoot Centre, Punnen Road, Trivandrum, Kerala - 695 039.   | 5,93,48,840   | Housing Loan                             |
| 30. | Muthoot Infrastructure Private Limited (formerly Muthoot Infrastructure Limited)  | Muthoot Centre, Punnen Road, Trivandrum 695 039  | NIL   | Infrastructure                           |
| 31. | Muthoot Kuries Private Limited  | 1 <sup>st</sup> Floor, Door No: 1500/1, Sri. Lakshmi Complex, Kammanhalli Main Road, St. Thomas Town P.O, Bangalore 560 084  | NIL   | Chitties                                 |
| 32. | Muthoot Land and Estates Private Limited  | T.C # 14/2074 - 7, Muthoot Centre, Punnen Road, Trivandrum 695 039   | NIL   | Real Estate                              |
| 33. | Muthoot Motors Private Limited  | Muthoot Shopping Arcade, Ulloor, Trivandrum 695 011  | NIL   | Automobile dealership                    |
| 34. | Muthoot Pappachan Chits (India) Private Limited   | Muthoot Centre, Punnen Road, Trivandrum 695 039  | 80,000  | Chits                                    |
| 35. | Muthoot Pappachan Medicare Private Limited  | Muthoot Centre, Punnen Road, Trivandrum 695 039  | NIL   | Hospital                                 |

|                           | Name   | Registered Address  | Shareholding of our Company as on October 31, 2020 | Activity undertaken by the entity |
|---------------------------|--|---|--|-----------------------------------|
| 36.                       | Muthoot Properties (India) Private Limited   | T.C # 14/2074 - 7, Muthoot Centre, Punnen Road, Trivandrum 695039   | NIL  | Real Estate                       |
| 37.                       | Muthoot Risk Insurance and Broking Services Private Limited                                      | 1st Floor, Door No: 1500/1, Sri. Lakshmi Complex, Kammanhalli Main Road, St. Thomas Town P.O, Bangalore 560 084 | NIL  | Insurance                         |
| 38.                       | Muthoot Microfin Limited (Formerly Panchratna Securities Limited)                                | 13th Floor, Parinee Crescenzo, Bandra Kurla Complex, Bandra East Mumbai, Maharashtra                            | 7,26,25,449  | Microfinance                      |
| 39.                       | Pine Pink Agri Ventures and Hospitalities Private Limited  | First Floor, Door # F - 2/A - 2, Sector - 9, Vashi, Navi Mumbai 407 003   | NIL  | Hospitality                       |
| 40.                       | The Right Ambient Resorts Private Limited  | Muthoot Centre, Punnen Road, Trivandrum, Kerala - 695039  | NIL  | Hospitality                       |
| 41.                       | Muthoot Pappachan Technologies Limited (Formerly Muthoot Pappachan Technologies Private Limited) | Muthoot Centre, Punnen Road, Trivandrum, Kerala - 695039  | 30,000   | IT                                |
| 42.                       | The Thinking Machine Media Private Limited   | Muthoot Towers, M.G Road, Ernakulam, Kerala - 682035  | NIL  | Advertising                       |
| 43.                       | MPG Precious Metals Private Limited  | No:66/3628, Muthoot Towers, M.G. Road, College P.O, Ernakulam, Kerala - 682035                                  | NIL  | Dealing of precious metals        |
| 44.                       | Muthoot Pappachan Centre of Excellence in Sports   | Door No:40/8922(New No 66/3628), Muthoot Towers, M.G Road, College P.O, Ernakulam                               | NIL  | Sports promotion                  |
| 45.                       | M-Liga Sports Excellence Private Limited   | Door No:66/3630, Muthoot Towers, M.G Road, College P.O, Ernakulam-682035  | NIL  | Sports promotion                  |
| <b>Partnerships/ LLPs</b> |  |   |  |                                   |
| 46.                       | Muthoot Bankers  | Muthoot Centre, Punnen Road, Trivandrum, Kerala - 695 034.  | NIL  | Finance                           |
| 47.                       | Muthoot Cine Enterprises   | Over Bridge, Thampanoor, Trivandrum, Kerala   | NIL  | Cine Exhibition                   |
| 48.                       | Muthoot Estate Investments   | Muthoot Shopping Arcade, Ulloor, Medical College P.O, Trivandrum, Kerala - 695 011.                             | NIL  | Real Estate& Infrastructure       |
| 49.                       | Muthoot Finance Company  | TC 9/2150(1), Sasthamangalam P.O, Trivandrum-695010   | NIL  | Online Share Trading              |
| 50.                       | Muthoot Insurance Services   | Muthoot Centre, Punnen Road, Trivandrum, Kerala - 695 034.  | NIL  | Insurance                         |
| 51.                       | Muthoot Motors (Cochin)  | The Grande, Near KSEB, Palarivattom, Cochin-682025  | NIL  | Automobile dealership             |
| 52.                       | MPG Automobiles LLP  | TC 2/460-4, Ulloor, Muthoot Building, Trivandrum - 695011   | NIL  | Automotive                        |

## OUR MANAGEMENT

### Board of Directors

The general superintendence, direction and management of the operations, affairs and business of the Company are vested in the Board of Directors, which exercises its power subject to the Memorandum and Articles of Association of our Company and the requirements of the applicable laws. The Articles of Association set out that the number of Directors in our Company shall not be less than 3 (three) and not more than 10 (ten) in number.

The composition of the Board is in conformity with section 149 of the Companies Act, 2013. Currently, the Company has six Directors on its Board. The Chairperson of the Board of Directors is Mr. Thomas John Muthoot.

The following table sets out details regarding the Board of Directors, as on the date of the Prospectus:

| Name, Designation, DIN, Age, Nationality, Term and Director of the Company Since  | Age      | DIN      | Other Directorships  |
|---|----------|----------|--|
| <b>Thomas John Muthoot</b><br><br><b>Designation:</b> Managing Director<br><br><b>Term:</b> 3 Years<br><br><b>Director of the Company Since:</b> June 10, 1997<br><br><b>Nationality:</b> Indian<br><br><b>Address:</b> TC 4/1008, (1), Kawdiar, PO, Trivandrum 695 003, Kerala, India      | 58 years | 00011618 | 1. EMMEL Realtors and Developers Private Limited<br>2. LM Realtors Private Limited<br>3. Mariposa Agri Ventures and Hospitalities Private Limited<br>4. MPG Hotels and Infrastructure Ventures Private Limited<br>5. Muthoot APT Ceramics Limited<br>6. Muthoot Automobile Solutions Private Limited<br>7. Muthoot Automotive (India) Private Limited<br>8. Muthoot Buildtech (India) Private Limited<br>9. Muthoot Capital Services Limited<br>10. Muthoot Equities Limited<br>11. Muthoot Hotels Private Limited<br>12. Muthoot Housing Finance Company Limited<br>13. Muthoot Land and Estates Private Limited<br>14. Muthoot Motors Private Limited<br>15. Muthoot Pappachan Medicare Private Limited.<br>16. Muthoot Pappachan Technologies Limited<br>17. Muthoot Risk Insurance and Broking Services Private Limited<br>18. Muthoot Microfin Limited<br>19. Trivandrum Centre for Performing Arts<br>20. Muthoot Pappachan Centre of Excellence in Sports |
| <b>Thomas George Muthoot</b><br><br><b>Designation:</b> Director<br><br><b>Term:</b> N.A.<br><br><b>Director of the Company Since:</b> June 10, 1997<br><br><b>Nationality:</b> Indian<br><br><b>Address:</b> Muthoot Towers, College Road, P.O. M G Road, Ernakulam 682 035, Kerala, India | 58 years | 00011552 | 1. Buttercup Agri Projects and Hospitalities Private Limited<br>2. Fox Bush Agri Development and Hospitalities Private Limited<br>3. Jungle Cat Agri Development and Hospitalities Private Limited<br>4. Mandarin Agri Ventures and Hospitalities Private Limited<br>5. MPG Hotels and Infrastructure Ventures Private Limited<br>6. Muthoot APT Ceramics Limited<br>7. Muthoot Automobile Solutions Private Limited<br>8. Muthoot Automotive (India) Private Limited<br>9. Muthoot Capital Services Limited<br>10. Muthoot Hotels Private Limited<br>11. Muthoot Housing Finance Company Limited<br>12. Muthoot Pappachan Medicare Private Limited  |

|   |          |          |  |
|---|----------|----------|--|
|   |          |          | 13. Muthoot Pappachan Technologies Limited<br>14. Muthoot Properties (India) Private Limited<br>15. Muthoot Risk Insurance and Broking Services Private Limited<br>16. The Thinking Machine Media Private Limited (Dormant)<br>17. Muthoot Microfin Limited<br>18. Finance Companies' Association (India).<br>19. Muthoot Pappachan Centre of Excellence in Sports<br>20. Muthoot Infrastructure Private Limited   |
| <b>Thomas Muthoot</b><br><br><b>Designation:</b> Executive Director and Chief Financial Officer.<br><br><b>Term:</b> 3 years<br><br><b>Director of the Company Since:</b> June 10, 1997<br><br><b>Nationality:</b> Indian<br><br><b>Address:</b> 7/59 A, Near Kaniyampuzha Bridge Cherukad, Eroor P O, Ernakulam, Kerala, India | 54 years | 00082099 | 1. Flame Agri Projects and Hospitalities Private Limited<br>2. Goblin Agri Projects and Hospitalities Private Limited<br>3. LM Realtors Private Limited<br>4. MPG Hotels and Infrastructure Ventures Private Limited<br>5. Muthoot Agri Development and Hospitalities Private Limited<br>6. Muthoot Agri Projects and Hospitalities Private Limited<br>7. Muthoot APT Ceramics Limited<br>8. Muthoot Automobile Solutions Private Limited<br>9. Muthoot Automotive (India) Private Limited<br>10. Muthoot Capital Services Limited<br>11. Muthoot Dairies and Agri Ventures Private Limited<br>12. Muthoot Hotels Private Limited<br>13. Muthoot Housing Finance Company Limited<br>14. Muthoot Motors Private Limited<br>15. Muthoot Pappachan Technologies Limited<br>16. Muthoot Risk Insurance and Broking Services Private Limited<br>17. The Right Ambient Resorts Private Limited<br>18. Muthoot Pappachan Centre of Excellence in Sports<br>19. Muthoot Microfin Limited<br>20. M-Liga Sports Excellence Private Limited |
| <b>Arrattukkulam Peter Kurian</b><br><br><b>Designation:</b> Independent Director<br><br><b>Term:</b> NA<br><br><b>Director of the Company Since:</b> January 30, 2007<br><b>Nationality:</b> Indian<br><b>Address:</b> 9, Friendship, 23 <sup>rd</sup> Road, TPS III, Bandra (W), Mumbai 400 050, Maharashtra, India           | 87 years | 00008022 | 1. Muthoot Capital Services Limited<br>2. Union Trustee Company Private Limited  |
| <b>Preethi John Muthoot</b><br><br><b>Designation:</b> Director<br><br><b>Term:</b> Upto the date of the Annual General Meeting to be   | 56 years | 00483799 | 1. Muthoot Infrastructure Private Ltd<br>2. Muthoot Exim Private Ltd<br>3. Muthoot Kuries Private Ltd<br>4. Muthoot Pappachan Chits (India) Private Ltd<br>5. Alaska Agri Projects and Hospitalities Private Ltd<br>6. Bamboo Agri Projects and Hospitalities Private  |

|  |          |          |  |
|--|----------|----------|--|
| <p>conducted in the Fiscal Year 2019-2020</p> <p><b>Director of the Company</b><br/> <b>Since:</b> Appointed as Director at the Annual General Meeting held on 17 September 2019</p> <p><b>Nationality:</b> Indian</p> <p><b>Address:</b> TC 4/1008, (1), Kawdiar, PO, Trivandrum 695 003, Kerala, India</p>                           |          |          | <p>Ltd.</p> <p>7. Calypso Agri Development and Hospitalities Private Ltd</p> <p>8. Cinnamon Agri Development and Hospitalities Private Ltd</p> <p>9. El Toro Agri Projects and Hospitalities Private Ltd.</p> <p>10. Goblin Agri Projects and Hospitalities Private Limited</p> <p>11. Mandarin Agri Ventures and Hospitalities Private Limited</p> <p>12. Muthoot Agri Projects and Hospitalities Pvt. Ltd</p> <p>13. Muthoot Dairies and Agri Ventures Hospitalities Private Ltd</p> <p>14. The Thinking Machine Media Private Limited (Dormant)</p> <p>15. MPG Security Group Private Limited</p> <p>16. MPG Precious Metals Private Limited (Dormant)</p> <p>17. Muthoot Holdings Private Limited</p> <p>18. EMMEL Realtors and Developers Private Limited</p> |
| <p><b>Vikraman Ampalakkat</b></p> <p><b>Designation:</b> Director (Independent Director)</p> <p><b>Term:</b> NA</p> <p><b>Director of the Company</b><br/> <b>Since:</b> October 21, 2007<br/> <b>Nationality:</b> Indian<br/> <b>Address:</b> G-3 V B Royal Apartments, Elamakkara Road, Edappally, Kochi, 682 024, Kerala, India</p> | 73 years | 01978341 | <p>1. ESAF Financial Holdings Private Limited</p> <p>2. Samastha Microfinance Limited</p> <p>3. Saggraha Management Services Private Limited</p>   |

### Confirmations

None of our Directors have been identified as a ‘wilful defaulter’ by the RBI, ECGC, any government/regulatory authority and/or by any bank or financial institution, and none of our Directors are directors or are otherwise associated in any manner with any company that appears in the list of the vanishing companies as maintained by the Ministry of Corporate Affairs.

### Brief Profiles

**Mr. Thomas John Muthoot**, aged 58 years, is the Managing Director of the Company. He holds a bachelor’s degree in commerce from the University of Kerala. He is an alumnus of the Harvard Business School having completed his OPM program in 2014, he is the current Chairman of CII – Trivandrum Zone, member of the Chamber of Commerce, Trivandrum, and Treasurer of the Trivandrum Agenda Task Force. He is also an Inner Circle Member of INK TALKS. He has effectively spearheaded the Group over the past 30 years into one of Kerala’s leading financial service group.

In recognition of his entrepreneurial talent in hospitality and of his professionalism in management, the Federation of Hotel and Restaurant Association of India (FHRAI) had honoured him with the prestigious “Young Hotel Entrepreneur Award” for the year 2006. In the year 2009, the Chamber of Commerce, Trivandrum had selected him as the “Businessman of the year” for his contribution to the Hospitality Sector. He is the Chairman of BFSI Business Advisory committee for the Additional Skill Acquisition Programme under the Kerala State Skill Development Programme.

**Mr. Thomas George Muthoot**, aged 58 years, holds a bachelor's degree in commerce from University of Kerala. He is also the Managing Director of Muthoot Capital Services Limited and a director in the other companies under the "Muthoot Pappachan Group" engaged in hospitality, infrastructure, automotive, property and power generation. He has about 30 years of experience and exposure in various facets of non-banking financial services. He is also the Chairman of Kerala Non-Banking Finance Companies Welfare Association, Kochi, member of Finance Companies Association, and represents the Group at the Association of Gold loan Companies.

**Mr. Thomas Muthoot**, aged 54 years leads the Muthoot Pappachan Group's drive to introduce innovative and efficient loan products. He holds a bachelor's degree in law from the University of Kerala. He has an in-depth understanding of consumer preferences and market nuances across India, resulting in the Group's launch of various new financial products. His knowledge of emerging markets and their functions have been harnessed in structuring the business interests of the Group.

Muthoot Pappachan Group's initiatives in the microfinance sector are spearheaded by Mr. Thomas Muthoot. One of his primary creations, Muthoot Mahila Mitra, is an unsecured loan programme aimed at women micro entrepreneurs. It offers women a better alternative to unauthorised money lenders. Muthoot Mahila Mitra is backed strongly by an entrepreneurship development programme for women. The programme known as Sthreejyoti is aimed at training women in general and cash management, in addition to offering sales and marketing skills. He was also instrumental in the Muthoot Pappachan Group's foray into housing finance.

**Mr. Arrattukkulam Peter Kurian**, aged 87 years, holds a bachelor's degree in commerce and a master's degree in economics and statistics from the University of Kerala. He has an experience of approximately 40 years in the banking and finance industry. Prior to joining the Company, he has held senior positions in the RBI and in the erstwhile Unit Trust of India. He was the executive chairman of Association of Mutual Funds in India, a trade body of all the Mutual Funds operating in India, for 12 years. He was a member of the technical advisory committee of the RBI. Previously, he was the chairman of Geogit Financial Services Limited and was member of boards of several other companies. At present he is also a Director in Muthoot Capital Services Ltd. and Union Trustee Company Private Ltd. He was a leader of the team which set up the Ceybank Unit Trust in Sri Lanka in the early nineties. He has also been a Commonwealth consultant, done research on capital markets in Tanzania and documented a project report for setting up a unit trust in Tanzania. Mr Kurian, for his original contribution in the field of marketing of financial instruments, was awarded "Marketing Man of the year 1987 Award" instituted by the Institute of Marketing Management. As an efficient manager having contributed substantially to the growth of the Unit Trust of India, the Institute of Marketing Management has awarded him the "Best Marketing Man of the Year" award in 1993. Further, he received the "Best Professional Manager Award" instituted by Life Insurance Corporation of India in 1993.

**Ms. Preethi John Muthoot**, aged 55, holds a master's degree in Arts from the University of Kerala. She is appointed as Additional Director with effect from March 28, 2019. She was designated as Director of the Company with effect from September 17, 2019. She is actively involving in the business affairs of MPG Hotels and Infrastructure Ventures Pvt Ltd. She is also a member of the Board of Directors of many MPG group Companies and hence gained several years hands-on experience in the activities of the Group. She was a promoter Director of the Company till 15.11.2010.

**Mr. Vikraman Ampalakkat**, aged 73 years, is an independent director on the Board. He holds a bachelor's degree in science from the University of Kerala. Mr. Ampalakkat has an experience of approximately 38 years in the finance, project funding, rehabilitation finance, micro finance, enterprise promotion and banking industry collectively. Prior to joining the Company, Mr. Ampalakkat has held managerial positions in several reputed organizations such as the RBI, Industrial Development Bank of India and Small Industries Development Bank of India.

### **Relationship with other Directors**

Except our Promoter Directors who are siblings and Mrs. Preethi John Muthoot, who is the wife of Mr. Thomas John Muthoot, Managing Director, none of the directors of the Company are related to each other.

### **Borrowing Powers of our Directors**

Pursuant to a resolution passed by the shareholders of the Company on June 03, 2014 under the Companies Act, 2013, the Board of Directors is authorised to borrow sums of money on such terms and conditions and for such purposes as the Board may think fit, not exceeding, at any given time, 40 times the aggregate of the paid-up capital

and free reserves of the Company.

The aggregate value of the NCDs offered under this Prospectus, together with the existing borrowings of the Company, is within the approved borrowing limits as above mentioned.

## Remuneration of the Executive Directors

### 1. Managing Director

Mr. Thomas John Muthoot has been re-appointed as the Managing Director of the Company for a period of three years with effect from February 1, 2019, by way of an agreement with the Company dated January 31, 2019, pursuant to the board resolution dated December 14, 2018. The current remuneration payable to the managing director, is as follows:

| Particulars                              | Details   |
|--|---|
| Salary                                   | ₹ 1,00,00,000 per month.  |
| Performance linked incentive             | Nil   |
| Perquisites                              |   |
| Furnishings, Gas, Electricity and Water  | Reimbursement of actual expenditure on furnishing, gas, electricity and water incurred subject to a ceiling of 10% of salary. These will be valued in terms of the Income Tax Rules, 1962.  |
| Medical Benefits                         | Expenses actually incurred for self and family subject to a ceiling on one months' salary in a year or three months' salary in a block of three years.  |
| Personal Accident Insurance              | The annual premium not to exceed ₹25,000 to the Company.  |
| Leave Travel                             | Return passage for self and family once in a year by air in first class to any place in or outside India.   |
| Car                                      | Free use of a Company car with driver for official and personal use. Use of car for personal use will be billed for.  |
| Telephone                                | Free telephone at residence.  |
| Leave and Leave Encashment               | On full pay and allowance not exceeding 30 days for every year of service. Leave accumulated and un-availed, if any, at the end of his tenure as the Managing Director, will be allowed to be encashed on the basis of last salary drawn. In addition, causal leave for 12 days and sick leave for 12 days in a calendar year can be availed. |
| Club Membership                          | Membership fee of any two clubs will be reimbursed. No admission or life membership fees will be paid.  |
| Entertainment Expenses                   | Entertainment expenses actually incurred in the course of business of the Company will be reimbursed subject to a limit fixed by the Board of Directors.  |
| Company's contribution to provident fund | At rates as per the Company's rules.  |
| Gratuity                                 | At the rate of half month's salary for every complete year in service.  |
| House Rent Allowance                     | At the rate of 15% of the salary per month in lieu of rent-free accommodation.  |
| Minimum Remuneration                     | In the event of loss or inadequacy of profit in any financial year, the Managing Director shall be paid minimum remuneration by way of salary and perquisites as per the provisions of proviso to Section HA, Part H of Schedule V to the Companies Act, 2013.  |

### 2. Whole-time director

Mr. Thomas Muthoot has been re-appointed as a whole-time director of the Company with effect from February 01, 2019 up to January 31, 2022, by way of an agreement with the Company dated January 31, 2019 pursuant to the board resolution dated December 14, 2018. The current remuneration payable to Mr. Thomas Muthoot, is as follows:

| Particulars                  | Details                |
|------------------------------|------------------------|
| Salary                       | ₹ 80,00,000 per month. |
| Performance linked incentive | Nil                    |

| Particulars                              | Details  |
|--|--|
| Perquisites:                             |  |
| Furnishings, Gas, Electricity and Water  | Reimbursement of actual expenditure incurred on furnishings, gas, electricity and water subject to a ceiling of 10% of salary. These will be valued in terms of the Income Tax Rules, 1962.  |
| Medical Benefits                         | Expenses actually incurred for self and family subject to a ceiling on one month's salary in a year or three months' salary in a block of three years.   |
| Personal Accident Insurance              | The annual premium not to exceed ₹25,000 to the Company.   |
| Leave Travel                             | Return passage for self and family once in a year by air in first class to any place in or outside India.  |
| Car                                      | Free use of a Company car with driver for official and personal use. Use of car for personal use will be billed for.   |
| Telephone                                | Free telephone at residence.   |
| Leave and Leave Entitlement              | On full pay and allowance of 30 days for every completed year of service. Leave accumulated and un-availed, if any, at the end of his tenure as Executive Director, will be allowed to be encashed on the basis of last salary drawn. In addition, casual leave for 12 (twelve) days and sick leave for 12 days in a calendar year can be availed. |
| Club Membership                          | Membership fee of any two clubs will be reimbursed. No admission or life membership fees will be paid.   |
| Entertainment Expenses                   | Entertainment expenses actually incurred in the course of business of the Company will be reimbursed subject to a limit fixed by the Board of Directors.   |
| Company's contribution to provident fund | At rates as per the Company's rules.   |
| Gratuity                                 | At the rate of half month's salary for every complete year in service.   |
| House Rent Allowance                     | At the rate of 15% of the salary per month in lieu of rent-free accommodation.   |
| Minimum Remuneration                     | In the event of loss or inadequacy of profits in any financial year, the Executive Director shall be paid minimum remuneration by way of salary and perquisites as per the provisions of proviso to Section HA, Part H of Schedule V to the Companies Act, 2013.   |

### 3. Non-Executive Directors

Pursuant to the Board resolution dated May 7, 2014, a sitting fee of ₹25,000 is currently payable to the Non-Executive Directors of the Company. Further, a commission of ₹4,50,00,000 per annum is payable to Mr. Thomas George Muthoot, subject to the limit of 1% of the net profits of the Company.

### Details of remuneration payable or paid to the Director by the Subsidiaries and associate companies of the Company for the half year ended September 30, 2020:

(₹ in lakh)

| Sr. No. | Name of Director      | Name of entity | Remuneration (₹) | Commission | PF by Employer | Reimbursement of Expenses (₹) |
|---------|-----------------------|----------------|------------------|------------|----------------|-------------------------------|
| 1.      | Thomas George Muthoot | MCSL           | 158.88           | Nil        | 9.86           | 0.25                          |

### Changes in the Board of Directors during the last three years

Mrs. Janamma Thomas resigned from the Board of Directors on March 20, 2019 and Mrs. Preethi John Muthoot was appointed as Additional Director on the Board of Directors on March 28, 2019. Mr. R. Kamalasanan Nair resigned from the Board of Directors on November 15, 2019.

### Interest of the Directors

All the Directors of the Company, including our independent directors, may be deemed to be interested to the extent of fees, if any, payable to them for attending meetings of the Board or a committee thereof as well as to the extent of other remuneration and reimbursement of expenses payable to them.



In addition, the Directors are to the extent of remuneration paid to them for services rendered as officers of the Company.

All the Directors of the Company, including independent directors, may also be deemed to be interested to the extent of Equity Shares, if any, held by them or by companies, firms and trusts in which they are interested as directors, partners, members or trustees and also to the extent of any dividend payable to them and other distributions in respect of the said Equity Shares.

Except as disclosed hereinabove and the section titled “*Risk Factors*” at page 16, the Directors do not have an interest in any venture that is involved in any activities similar to those conducted by the Company.

Except as stated in the section “*Financial Statements*” on page 125 and to the extent of compensation and commission if any, and their shareholding in the Company, the Directors do not have any other interest in the business of the Company.

All the Directors may be deemed to be interested in the contracts, agreements/arrangements entered into or to be entered into by the Company with any company in which they hold directorships or any partnership firm in which they are partners as declared in their respective declarations. Except as otherwise stated in this Prospectus and statutory registers maintained by the Company in this regard, the Company has not entered into any contract, agreements or arrangements during the preceding two years from the date of this Prospectus in which the Directors are interested directly or indirectly and no payments have been made to them in respect of these contracts, agreements or arrangements which are proposed to be made with them, except as disclosed in the chapter “*Our Promoter*” on page 122.

As per the loan agreements dated March 21, 2020, March 23, 2020 and March 24, 2020 respectively in relation to the Director named below, the Company has advanced the below following loans to its Directors. The term of each agreement is 30 months as provided below:

(₹ in lakh)

| Sr. No. | Name of Director      | Amount | Interest Rate | Period                          |
|---------|-----------------------|--------|---------------|---------------------------------|
| 1.      | Thomas John Muthoot   | 70.00  | 12.00%        | Repayable by September 30, 2022 |
| 2.      | Thomas George Muthoot | 70.00  | 12.00%        | Repayable by September 30, 2022 |
| 3.      | Thomas Muthoot        | 59.00  | 12.00%        | Repayable by September 30, 2022 |

As on date of the Prospectus, the Company has paid advances towards Promoters, MEI, MHIVPL, for acquiring certain properties/ shares. Please see “*Financial Statements*” on page 125 for details.

Thomas John Muthoot, Thomas George Muthoot and Thomas Muthoot are our Promoters as well as Directors on the Board of Directors of the Company.

**Except as disclosed below, no relatives of the Directors have been appointed to an office or place of profit of the Company:**

| Sr. No. | Name                  | Designation                             | DOJ                | Branch office name     | Relation                     |
|---------|-----------------------|---|--------------------|------------------------|------------------------------|
| 1.      | Thomas M. John        | Head – Innovation Lab                   | September 1, 2018  | Thiruvananthapuram -HO | S/O Mr Thomas John Muthoot   |
| 2.      | Suzannah Muthoot      | Manager - Corporate Strategy & Planning | June 19, 2017      | Mumbai                 | D/O Mr Thomas Muthoot        |
| 3.      | Hannah Muthoot        | Area Manager                            | September 23, 2019 | Ernakulam              | D/O Mr Thomas Muthoot        |
| 4.      | Ritu Elizabeth George | Management Trainee-HCMD                 | November 5, 2019   | Thiruvananthapuram -HO | D/O Mr Thomas George Muthoot |

## Shareholding of Directors

As per the provisions of the Memorandum of Association and Articles of Association, the Directors are not required to hold any qualification shares.

Details of the shares held in the Company by the Directors, as on the date of this Prospectus are provided in the table given below:

| Sr. No. | Name of Director      | Number of shares held | Percentage of the total paid-up capital (%) |
|---------|-----------------------|-----------------------|---|
| 1.      | Thomas John Muthoot   | 5,08,43,764           | 26.25                                       |
| 2.      | Thomas George Muthoot | 5,08,43,764           | 26.25                                       |
| 3.      | Thomas Muthoot        | 5,08,43,769           | 26.25                                       |
| 4.      | Preethi John Muthoot  | 1,35,25,989           | 6.98  |

The shareholding of the Directors in the Subsidiaries and Associate Companies of the Company is as follows:

| Sr. No. | Name of Director    | Name of Subsidiary/ Associate Company   | Number of shares held                              | Percentage of the total paid-up capital (%) |
|---------|---------------------|---|--|---|
| 1.      | Thomas John Muthoot | Alaska Agri Projects and Hospitalities Private Limited  | 10   | 0.10  |
|         |                     | Bamboo Agri Projects and Hospitalities Private Limited  | 10   | 0.10  |
|         |                     | Buttercup Agri Projects and Hospitalities Private Limited   | 10   | 0.10  |
|         |                     | Calypso Agri Development and Hospitalities Private Limited  | 10   | 0.10  |
|         |                     | Cinnamon Agri Development and Hospitalities Private Limited   | 10   | 0.10  |
|         |                     | El Toro Agri Projects and Hospitalities Private Limited   | 10   | 0.10  |
|         |                     | Flame Agri Projects and Hospitalities Private Limited   | 10   | 0.10  |
|         |                     | Fox Bush Agri Development and Hospitalities Private Limited   | 10   | 0.10  |
|         |                     | Goblin Agri Projects and Hospitalities Private Limited  | 10   | 0.10  |
|         |                     | Jungle Cat Agri Development and Hospitalities Private Limited   | 10   | 0.10  |
|         |                     | Mandarin Agri Ventures and Hospitalities Private Limited  | 10   | 0.10  |
|         |                     | Mariposa Agri Ventures and Hospitalities Private Limited  | 3334   | 33.34                                       |
|         |                     | MPG Hotels and Infrastructure Ventures Private Limited (formerly Muthoot Hotels & Infrastructure Ventures Private Limited)                | 16,66,666 and 39,999,999 (Beneficial owner of MEI) | 3.70 and 88.89                              |
|         |                     | Muthoot Agri Development and Hospitalities Private Limited  | 10   | 0.10  |
|         |                     | Muthoot Dairies and Agri Ventures Hospitalities Private Limited (formerly Muthoot Agri Ventures and Hospitality Ventures Private Limited) | 9  | 0.003                                       |
|         |                     | Muthoot Apt Ceramics Limited  | 12,99,250  | 6.44  |
|         |                     | Muthoot Automobile Solutions Private Limited  | 6,00,130   | 24.01                                       |
|         |                     | Muthoot Automotive (India) Private Limited  | 4,16,330   | 16.65                                       |
|         |                     | Muthoot Capital Services Limited  | 31,34,094  | 19.06                                       |
|         |                     | Muthoot Equities Limited  | 10,000   | 20.00                                       |

| Sr. No. | Name of Director             | Name of Subsidiary/ Associate Company  | Number of shares held  | Percentage of the total paid-up capital (%) |
|---------|------------------------------|--|--|---|
|         |                              | Muthoot Holdings Private Limited   | 3,334  | 33.34                                       |
|         |                              | Muthoot Hotels Private Limited   | 2,50,000 (Jointly held by MPG Hotels and Infrastructure Ventures Pvt Ltd, Thomas John Muthoot and Thomas George Muthoot) | 1.43  |
|         |                              | Muthoot Housing Finance Company Limited  | 42,97,885  | 6.47  |
|         |                              | Muthoot Motors Private Limited   | 333  | 33.33                                       |
|         |                              | Muthoot Pappachan Medicare Private Limited   | 80,003   | 66.67                                       |
|         |                              | Muthoot Risk Insurance and Broking Services Private Limited                                      | 4,16,667   | 33.34                                       |
|         |                              | Muthoot Microfin Limited (formerly Panchratna Securities Limited)                                | 63,28,806  | 5.54  |
|         |                              | Muthoot Pappachan Centre of Excellence In Sports (Section 8 company)                             | 25,479   | 33.00                                       |
|         |                              | Pine Pink Agri Ventures and Hospitalities Private Limited  | 10   | 0.10  |
|         |                              | The Right Ambient Resorts Private Limited  | 10 (jointly held by Thomas John Muthoot, Thomas George Muthoot and Thomas Muthoot)                                       | 0.33  |
|         |                              | Muthoot Pappachan Technologies Limited (formerly Muthoot Pappachan Technologies Private Limited) | 3,334  | 6.66  |
|         |                              | The Thinking Machine Media Private Limited   | 3,334  | 33.34                                       |
|         |                              | MPG Air Catering LLP*  | 100  | 0.05  |
|         |                              | MPG Asset Management LLP*  | 100  | 0.05  |
|         |                              | MPG Automobiles LLP  | 66,670   | 33.34                                       |
|         |                              | MPG Hospitality LLP*   | 100  | 0.05  |
|         |                              | MPG Land And Estate LLP*   | 100  | 0.05  |
|         |                              | MPG Real Estate LLP*   | 100  | 0.05  |
| 2.      | <b>Thomas George Muthoot</b> | Alaska Agri Projects and Hospitalities Private Limited   | 10   | 0.10  |
|         |                              | Bamboo Agri Projects and Hospitalities Private Limited   | 10   | 0.10  |
|         |                              | Buttercup Agri Projects and Hospitalities Private Limited  | 10   | 0.10  |
|         |                              | Calypso Agri Development and Hospitalities Private Limited                                       | 10   | 0.10  |
|         |                              | Cinnamon Agri Development and Hospitalities Private Limited                                      | 10   | 0.10  |
|         |                              | El Toro Agri Projects and Hospitalities Private Limited  | 10   | 0.10  |
|         |                              | Flame Agri Projects and Hospitalities Private Limited  | 10   | 0.10  |
|         |                              | Fox Bush Agri Development and Hospitalities Private Limited                                      | 10   | 0.10  |

| Sr. No. | Name of Director | Name of Subsidiary/ Associate Company   | Number of shares held   | Percentage of the total paid-up capital (%) |
|---------|------------------|---|---|---|
|         |                  | Goblin Agri Projects and Hospitalities Private Limited  | 10  | 0.10  |
|         |                  | Jungle Cat Agri Development and Hospitalities Private Limited   | 10  | 0.10  |
|         |                  | Mandarin Agri Ventures and Hospitalities Private Limited  | 10  | 0.10  |
|         |                  | Mariposa Agri Ventures and Hospitalities Private Limited  | 3,333   | 33.33                                       |
|         |                  | MPG Hotels and Infrastructure Ventures Private Limited (formerly Muthoot Hotels & Infrastructure Ventures Private Limited)                | 16,66,667 and 1 (Beneficial owner of Muthoot Estate Investments)  | 3.70.and 0.001                              |
|         |                  | Muthoot Agri Development and Hospitalities Private Limited  | 10  | 0.10  |
|         |                  | Muthoot Dairies and Agri Ventures Hospitalities Private Limited (formerly Muthoot Agri Ventures and Hospitality Ventures Private Limited) | 10  | 0.004                                       |
|         |                  | Muthoot Apt Ceramics Limited  | 12,96,250   | 6.43  |
|         |                  | Muthoot Automobile Solutions Private Limited  | 6,24,840  | 24.99                                       |
|         |                  | Muthoot Automotive (India) Private Limited  | 4,16,330  | 16.65                                       |
|         |                  | Muthoot Capital Services Limited  | 31,31,430   | 19.04                                       |
|         |                  | Muthoot Equities Limited  | 10,000  | 20.00                                       |
|         |                  | Muthoot Holdings Private Limited  | 3,333   | 33.33                                       |
|         |                  | Muthoot Hotels Private Limited  | 2,50,000<br>(Jointly held by MPG Hotels and Infrastructure Ventures Pvt Ltd, Thomas John Muthoot and Thomas George Muthoot) | 1.43  |
|         |                  | Muthoot Housing Finance Company Limited   | 42,97,890   | 6.47  |
|         |                  | Muthoot Motors Private Limited  | 333   | 33.33                                       |
|         |                  | Muthoot Risk Insurance and Broking Services Private Limited   | 4,16,667  | 33.33                                       |
|         |                  | Muthoot Microfin Limited (formerly Panchratna Securities Limited)   | 63,27,160   | 5.54  |
|         |                  | Pine Pink Agri Ventures and Hospitalities Private Limited   | 10  | 0.10  |
|         |                  | Muthoot Pappachan Centre Of Excellence In Sports (Section 8 company)  | 25479   | 33  |
|         |                  | The Right Ambient Resorts Private Limited   | 10<br>(jointly held by Thomas John Muthoot, Thomas George Muthoot and Thomas Muthoot)                                       | 0.33  |
|         |                  | Muthoot Pappachan Technologies Limited (formerly Muthoot Pappachan Technologies Private Limited)  | 3,333   | 6.67  |
|         |                  | The Thinking Machine Media Private Limited  | 3,333   | 33.33                                       |

| Sr. No. | Name of Director      | Name of Subsidiary/ Associate Company  | Number of shares held | Percentage of the total paid-up capital (%) |
|---------|-----------------------|--|-----------------------|---|
|         |                       | MPG Air Catering LLP*  | 100                   | 0.05  |
|         |                       | MPG Asset Management LLP*  | 100                   | 0.05  |
|         |                       | MPG Automobiles LLP  | 66,670                | 33.33                                       |
|         |                       | MPG Hospitality LLP*   | 100                   | 0.05  |
|         |                       | MPG Land And Estate LLP*   | 100                   | 0.05  |
|         |                       | MPG Real Estate LLP*   | 100                   | 0.05  |
| 3.      | <b>Thomas Muthoot</b> | Alaska Agri Projects and Hospitalities Private Limited   | 10                    | 0.10  |
|         |                       | Bamboo Agri Projects and Hospitalities Private Limited   | 10                    | 0.10  |
|         |                       | Buttercup Agri Projects and Hospitalities Private Limited  | 10                    | 0.10  |
|         |                       | Calypso Agri Development and Hospitalities Private Limited   | 10                    | 0.10  |
|         |                       | Cinnamon Agri Development and Hospitalities Private Limited  | 10                    | 0.10  |
|         |                       | El Toro Agri Projects and Hospitalities Private Limited  | 10                    | 0.10  |
|         |                       | Flame Agri Projects and Hospitalities Private Limited  | 10                    | 0.10  |
|         |                       | Fox Bush Agri Development and Hospitalities Private Limited  | 10                    | 0.10  |
|         |                       | Goblin Agri Projects and Hospitalities Private Limited   | 10                    | 0.10  |
|         |                       | Jungle Cat Agri Development and Hospitalities Private Limited  | 10                    | 0.10  |
|         |                       | Mandarin Agri Ventures and Hospitalities Private Limited   | 10                    | 0.10  |
|         |                       | Mariposa Agri Ventures and Hospitalities Private Limited   | 3,333                 | 33.33                                       |
|         |                       | MPG Hotels and Infrastructure Ventures Private Limited (formerly Muthoot Hotels & Infrastructure Ventures Private Limited)                 | 16,66,667             | 3.70  |
|         |                       | Muthoot Agri Development and Hospitalities Private Limited   | 10                    | 0.10  |
|         |                       | Muthoot Dairies and Agri Ventures Hospitalities Private Limited. (Formerly Muthoot Agri Ventures and Hospitality Ventures Private Limited) | 9                     | 0.003                                       |
|         |                       | Muthoot Apt Ceramics Limited   | 74,86,250             | 37.13                                       |
|         |                       | Muthoot Automobile Solutions Private Limited   | 12,75,030             | 51.00                                       |
|         |                       | Muthoot Automotive (India) Private Limited   | 9,53,340              | 38.13                                       |
|         |                       | Muthoot Capital Services Limited   | 30,76,624             | 18.71                                       |
|         |                       | Muthoot Equities Limited   | 10,000                | 20.00                                       |
|         |                       | Muthoot Holdings Private Limited   | 3,333                 | 33.33                                       |
|         |                       | Muthoot Housing Finance Company Limited  | 42,97,890             | 6.47  |
|         |                       | Muthoot Motors Private Limited.  | 334                   | 33.34                                       |
|         |                       | Muthoot Pappachan Medicare Private Limited   | 39,997                | 33.33                                       |
|         |                       | Muthoot Risk Insurance and Broking Services Private Limited  | 4,16,666              | 33.33                                       |
|         |                       | Muthoot Microfin Limited (formerly Panchratna Securities Limited)  | 63,50,459             | 5.56  |
|         |                       | Pine Pink Agri Ventures and Hospitalities Private Limited  | 10                    | 0.10  |
|         |                       | Muthoot Pappachan Centre Of Excellence In  | 26,248                | 34.00                                       |

| Sr. No. | Name of Director            | Name of Subsidiary/ Associate Company  | Number of shares held  | Percentage of the total paid-up capital (%) |
|---------|-----------------------------|--|--|---|
|         |                             | Sports (Section 8 company)   |  |   |
|         |                             | The Right Ambient Resorts Private Limited  | 10 (jointly held by Thomas John Muthoot, Thomas George Muthoot and Thomas Muthoot) | 0.33  |
|         |                             | Muthoot Pappachan Technologies Limited (formerly Muthoot Pappachan Technologies Private Limited) | 3,333  | 6.67  |
|         |                             | The Thinking Machine Media Private Limited   | 3,333  | 33.33                                       |
|         |                             | MPG Air Catering LLP*  | 100  | 0.05  |
|         |                             | MPG Asset Management LLP*  | 100  | 0.05  |
|         |                             | MPG Automobiles LLP  | 66,660   | 33.33                                       |
|         |                             | MPG Hospitality LLP*   | 100  | 0.05  |
|         |                             | MPG Land And Estate LLP*   | 100  | 0.05  |
|         |                             | MPG Real Estate LLP*   | 100  | 0.05  |
| 4.      | <b>Preethi John Muthoot</b> | Emmel Realtors and Developers Private Limited  | 5000 (Beneficial Owner of Muthoot Estate Investments)                              | 50.00                                       |
|         |                             | L.M. Realtors Private Ltd  | 10,000 (Beneficial Owner of Muthoot Estate Investments)                            | 50.00                                       |
|         |                             | MPG Precious Metals Private Ltd  | 10   | 33.33                                       |
|         |                             | MPG Security Group Private Limited   | 3,333  | 33.33                                       |
|         |                             | Muthoot Apt Ceramics Limited   | 1296250  | 6.43  |
|         |                             | Muthoot Capital Services Limited   | 2,43,910   | 1.48  |
|         |                             | Muthoot Equities Ltd   | 5000   | 10.00                                       |
|         |                             | Muthoot Exim Private Ltd   | 5500   | 26.83                                       |
|         |                             | Muthoot Housing Finance Company Ltd  | 3265   | 0.01  |
|         |                             | Muthoot Infrastructure Private Ltd (formerly Muthoot Infrastructure Ltd)                         | 26,667   | 33.33                                       |
|         |                             | Muthoot Kuries Private Ltd   | 16,500   | 33.00                                       |
|         |                             | Muthoot Pappachan Chits (India) Pvt Ltd  | 1,11,740   | 26.93                                       |
|         |                             | Muthoot Microfin Ltd   | 27,02,867  | 2.37  |
|         |                             | Muthoot Pappachan Technologies Limited (formerly Muthoot Pappachan Technologies Private Limited) | 3,333  | 6.66  |

\* The entity is in the process of being wound-up. The approval of the relevant registrar of companies is awaited in this regard.

#### **Debenture/ Subordinated Debt/ PDI holding of directors**

As on September 30, 2020 the Company has not availed any subordinated debt from the Directors of the Company.

The Directors do not hold any secured redeemable non-convertible debentures and subordinated debt in the Company as on date of this Prospectus.

Details of PDIs of the Company held by the Directors as on September 30, 2020 are as follows:

| Name of Director      | Number of debentures held | Amount (₹ in lakhs) |
|-----------------------|---------------------------|---------------------|
| Thomas George Muthoot | 171                       | 855                 |
| Thomas John Muthoot   | 257                       | 1,285               |
| Thomas Muthoot        | 258                       | 1,290               |

## Corporate Governance

Our Company believes that good corporate governance is an important constituent in enhancing stakeholder value. Our Company has in place processes and systems whereby it complies with the requirements to the corporate governance provided in SEBI Listing Regulations (to the extent applicable to a company which has listed debt securities) and the applicable RBI Guidelines. The corporate governance framework is based on an effective independent Board, separation of the supervisory role of the Board from the executive management team and constitution of the committees of the Board, as required under applicable law.

Our Company believes that its Board is constituted in compliance with the Companies Act, 2013 and the SEBI Listing Regulations. The Board functions either as a full Board or through various committees constituted to oversee specific operational areas.

### Details of various committees of the Board of Directors

Our Company has constituted the following committees:

#### Committees of Board of Directors

The Board has constituted among others, the following committees of Directors: (i) Audit Committee; (ii) Nomination and Remuneration Committee; (iii) Asset Liability Management Committee; (iv) Risk Management Committee; (v) Stake Holders Relationship Committee; (vi) CSR Committee; (vii) Debenture Issue Committee; (viii) Operations Committee and (ix) IT Strategy Committee. The details of these committees are set forth below:

#### I. Audit Committee

The members of the Audit Committee as on date of the Prospectus are:

| Name                  | Designation in the committee | Designation          |
|-----------------------|------------------------------|----------------------|
| A. P Kurian           | Chairman                     | Independent Director |
| A. Vikraman           | Member                       | Independent Director |
| Thomas George Muthoot | Member                       | Director             |

The terms of reference of the Audit Committee, *inter alia*, include:

- The recommendation for appointment, remuneration and terms of appointment of Auditors of the Company.
- Review and monitor the Auditor's independence and performance, and effectiveness of Audit process.
- Examination of the financial statement and the Auditors' Report thereon.
- Approval or any subsequent modification of transaction of the Company with related parties.
- Scrutiny of inter-corporate loans and investments.
- Valuation of undertakings or assets of the Company wherever it is necessary.
- Evaluation of internal financial controls and risk management systems
- Monitoring the end use of funds raised through public offers and related matters.

#### II. Nomination and Remuneration Committee

The Nomination and Remuneration Committee was re-constituted on February 15, 2016, pursuant to Section 178 of the Companies Act, 2013. The members of the Nomination and Remuneration Committee as on date of the Prospectus are:

| Name                  | Designation in the committee | Designation          |
|-----------------------|------------------------------|----------------------|
| Thomas George Muthoot | Chairman                     | Director             |
| A. P. Kurian          | Member                       | Independent Director |
| Vikraman Ampalakkat   | Member                       | Independent Director |

The terms of reference of the Nomination and Remuneration Committee, *inter alia*, include:

- Identifying and recommending to the Board of Directors, the nominees qualified to serve on the Board of Directors and committees thereof;
- Evaluating the candidates' ability to discharge such responsibilities/functions as expected from independent non-executive Directors;
- Assisting the Board of Directors in the Board's overall responsibilities relating to determination on their behalf and on behalf of the shareholders with agreed terms of reference, the Company's policy on specific remuneration packages and any compensation payment to the Managing Director, whole-time Directors and executive Directors.
- To provide independent oversight of and to consult with management regarding the Company's compensation, bonus, pension, and other benefit plans, policies and practices applicable to the Company's executive management;

### III. Corporate Social Responsibility Committee

As per the provisions of Sec 135 of the Companies Act, 2013, the Company has constituted the Corporate Social Responsibility (CSR) Committee of the Board.

| Name                  | Designation in the committee | Designation          |
|-----------------------|------------------------------|----------------------|
| A. Vikraman           | Chairman                     | Independent Director |
| Thomas John Muthoot   | Member                       | Managing Director    |
| Thomas George Muthoot | Member                       | Director             |
| Thomas Muthoot        | Member                       | Executive Director   |

### IV. Asset Liability Management Committee

The members of the Asset liability Management Committee as on the date of the Prospectus are:

| Name                   | Designation in the committee | Designation                           |
|------------------------|------------------------------|---------------------------------------|
| Thomas John Muthoot    | Chairman                     | Managing Director                     |
| Thomas Muthoot         | Member                       | Executive Director cum CFO            |
| Joseph Oommen          | Member                       | V.P. (Finance and Accounts)           |
| Nadanasabapathy R      | Member                       | V.P. (Resource Planning and Treasury) |
| Sri Hari Rao Mukkamala | Member                       | Vice President (Risk Management)      |
| Devi Prasad M          | Member                       | Chief Risk Officer                    |

The terms of reference of the Asset Liability Management Committee, *inter alia*, include:

- Balance sheet planning from a risk - return perspective including the strategic management of interest rate and liquidity risks;
- Identifying balance sheet management issues like balance sheet gaps and reviewing the liquidity contingency plan;
- Pricing of products;
- Reviewing the results of and progress in implementation of the decisions made in the previous meetings;
- Articulating the current interest rate view and basing its decisions for future business strategies on this view; and
- Capital requirement forecasts, capital allocation and monitoring of capital adequacy requirements.

### V. Risk Management Committee

The members of the Risk Management Committee as on the date of the Prospectus are:



| Name                | Designation in the committee | Designation          |
|---------------------|------------------------------|----------------------|
| A. P. Kurian        | Chairman                     | Independent Director |
| Thomas John Muthoot | Member                       | Managing Director    |
| Thomas Muthoot      | Member                       | Executive Director   |

The terms of reference of the Risk Management Committee, *inter alia*, include:

- Assisting the Board of Directors in the articulation of its risk appetite;
- Overseeing the implementation and maintenance of a sound system of risk management framework which identifies, assess, manages and monitors risk;
- Recommend to the Board of Directors clear standards of ethical behavior required of Directors and employees and encouraging observance of these standards;
- Assessment of the Company's risk profile and key areas of risk in particular; and
- Examining and determining the sufficiency of the Company's internal processes for reporting on and managing key risk areas.

## VI. IT Strategy Committee

The Company has constituted the IT Strategy Committee as per the Master Direction - Information Technology Framework for the NBFC Sector dated June 08, 2017.

The members of the Committee are given below:

| Name                  | Designation in the committee | Designation          |
|-----------------------|------------------------------|----------------------|
| Vikraman Ampalakkat   | Chairman                     | Independent Director |
| Thomas John Muthoot   | Member                       | Managing Director    |
| Thomas George Muthoot | Member                       | Director             |

The responsibilities of the IT Strategy Committee are:

- Approving IT strategy and policy documents and ensuring that the management has put an effective strategic planning process in place;
- Ascertaining that management has implemented processes and practices that ensure that the IT delivers value to the business;
- Ensuring IT investments represent a balance of risks and benefits and that budgets are acceptable;
- Monitoring the method that management uses to determine the IT resources needed to achieve strategic goals and provide high-level direction for sourcing and use of IT resources;
- Ensuring proper balance of IT investments for sustaining NBFC's growth and becoming aware about exposure towards IT risks and controls.

## VII. Stake Holders Relationship Committee

The Stake Holders Relationship Committee was constituted by the Board of Directors at their meeting held on May 7, 2014. The members of the Stake Holders Relationship Committee, as on the date of the Prospectus are:

| Name                   | Designation in the committee | Designation                                |
|------------------------|------------------------------|--|
| Thomas George Muthoot  | Chairman                     | Director                                   |
| Joseph Oommen          | Member                       | Senior Vice President-Finance and Accounts |
| Sri Hari Rao Mukkamala | Member                       | Vice President – Risk Management           |

The terms of reference of the Stake Holders Relationship Committee, *inter alia*, include considering and resolving the grievances of the holders of securities of the Company.

## Key managerial personnel of our Company

Our operations are overseen by a professional management team. In addition to the Managing Director and Chief Financial Officer as set forth above, following are the key managerial personnel:

| Name of the Employee | Designation       |
|----------------------|-------------------|
| T D Mathai           | Company Secretary |

#### **Compensation of our Company's key managerial personnel**

In addition to the remuneration payable to the Managing Director & Chief Financial Officer, our Company paid a total remuneration of ₹40,03,714 and ₹15,72,903 to its employees who were key managerial personnel during the financial year ended March 31, 2020 and six months period ended September 30, 2020, respectively.

#### **Bonus or profit sharing plan of the key managerial personnel**

Nil

#### **Interest of key managerial personnel**

None of our key managerial personnel has been paid any consideration of any nature from our Company, other than their remuneration.

#### **Payment or Benefit to Officers of our Company**

Nil

#### **Shareholding of our Company's key managerial personnel**

Not Applicable




#### **Related Party Transactions**

For details in relation to the related party transactions entered by our Company during the last three financial years, as per the requirements under "*Accounting Standard 18 – Related Party Transactions*" specified under the Companies Act, refer to the chapter "*Financial Statements*" beginning on page 125.

## OUR PROMOTER

### Profile of the Promoters

The Promoters of the Company are:

|   |   |  |  |
|---|---|--|--|
|  | <b>Mr. Thomas John Muthoot</b><br>Passport No.: H8181033<br>PAN: ABNPT4694B   |  | <b>Mr. Thomas Muthoot</b><br>Passport No.: G1447637<br>PAN: AEAPM0424L |
|  | <b>Mr. Thomas George Muthoot</b><br>Passport No.: H2951468<br>PAN: ABNPT4693G |  |  |

For additional details on the age, background, personal address, educational qualifications, experience, experience in the business of the Company, positions/posts held in the past, terms of appointment as Directors and other directorships of the Promoters, please see “*Our Management*” on page 106.

### Interest of Promoters in the Company

Except as disclosed below, other than as Director and shareholders of our Company, the Promoters do not have any other interest in the Company. Further, the Promoters have given certain personal guarantees in relation to loan facilities utilised by the Company. For details please see “*Financial Indebtedness*” at page 387.

The Promoters are eligible for dividend that may be declared by the Company and to the extent of the remuneration received by them in their capacity as Directors.

They are also interested to the extent of advance received towards sale of immovable properties and advance received by a firm in which Promoters are partners towards sale of shares of a promoter group company.

Certain branches of the Company are operated on properties owned by the Promoters. Details are as below:

| Sr. No. | Type of Property                | Nature of interest*   |
|---------|---------------------------------|---|
| 1.      | Kayamkulam branch in Kerala     | The Company has been operating the branch since July 15, 2008.<br><br>The current Lease Agreement was executed between the Company and Thomas John Muthoot on March 30, 2012.   |
| 2.      | Pathanamthitta branch in Kerala | The Company has been operating the branch since April 2, 2011.<br><br>The current Lease Agreement was executed between Company and Thomas George Muthoot acting for himself, for other Promoters i.e. Thomas Muthoot and Thomas John Muthoot, and for Janamma Muthoot and Mathew M Thomas on March 30, 2012 |
| 3.      | Ernakulam branch in Kerala      | The Company has been operating the branch since April 2, 2011.<br><br>The current Lease Agreement was executed between Company and Thomas George Muthoot acting for himself, other Promoters i.e. Thomas Muthoot and Thomas John Muthoot, and for Janamma Muthoot and Mathew M Thomas on March 30, 2012.    |
| 4.      | Chetpet Branch in               | The current Lease Agreement was executed between Company and Thomas   |

| Sr. No. | Type of Property              | Nature of interest*   |
|---------|-------------------------------|---|
|         | Tamilnadu                     | George Muthoot March 30, 2012.  |
| 5.      | Aryasala Branch in Kerala     | The current Lease Agreement was executed between Company and Thomas George Muthoot, Thomas Muthoot and Thomas John Muthoot, March 30, 2012. |
| 6.      | Kozhencherry Branch in Kerala | The current Lease Agreement was executed between Company and Janamma Thomas, March 30, 2012.  |

Further, no properties owned by the Promoters have been purchased by the Company in the last 2 (two) years.

***The Company has entered into following agreements with Promoter Group entities:***

1. The Company has *vide* agreement dated November 2, 2016 and subsequent addendums dated March 28, 2018, December 28, 2018 and March 31, 2020 respectively with MEI, agreed to acquire a property consisting of building admeasuring to 36,828 sq.ft. and land admeasuring to 2,284.70 cents for a total consideration of ₹ 21,946.00 lakhs. The Company has paid an advance of ₹ ₹20,580.88 lakhs to MEI towards the consideration payable in terms of the aforesaid agreement. The balance amount payable towards consideration is ₹1,365.12 lakhs.
2. The Company has *vide* agreement dated May 19, 2017 and addendums dated March 28, 2018, December 28, 2018, December 31, 2019 and March 31, 2020 with MEI agreed to purchase 54, 57,516 equity shares of MPG Hotels & Infrastructure Ventures Private Limited (a company in which the promoters are interested) at a price of ₹ 153/- per share amounting to ₹ 8,349.99 lakhs. Till date, the Company has paid ₹ 5,209.63 lakhs as an advance to MEI towards purchase consideration. The balance amount payable towards consideration is ₹ 3,140.37 lakhs.
3. The Company has *vide* agreement dated January 21, 2016 and subsequent addendums dated July 8, 2016, March 30, 2018, December 28, 2018 and March 31, 2020 respectively, with Mr. Thomas John Muthoot, Mr. Thomas George Muthoot, Mr. Thomas Muthoot and Mrs Janamma Thomas, agreed to acquire Land admeasuring 23.665 cents, at a consideration of ₹1,112.00 lakhs against which an advance amounting to ₹1,056.40 lakhs has been paid. The balance amount payable towards consideration is ₹55.60 lakhs
4. The Company has *vide* agreement dated May 27, 2016 and subsequent addendums dated November 15, 2016, March 30, 2018, December 28, 2018 and March 31, 2020 respectively, with Mr. Thomas John Muthoot, Mrs. Thomas George Muthoot and Mr. Thomas Muthoot agreed to acquire Building admeasuring 8,764 sq.ft and related undivided portion of land, at a consideration of ₹ 832.50 lakhs against which an advance amounting to ₹ 666 lakhs has been paid to Mr. Thomas John Muthoot, Mr. Thomas George Muthoot and Mr. Thomas Muthoot . The balance amount payable towards consideration is ₹ 166.50 lakhs.
5. The Company has *vide* agreement dated May 4, 2016 and subsequent addendums dated October 20, 2016, March 30, 2018, December 28, 2018 and March 31, 2020 respectively, agreed to acquire building admeasuring 10,170 sq.ft., for a total consideration of ₹ 1,565.50 lakhs from MPG Hotels & Infrastructure Ventures Private Limited (MHIVPL), against which an advance of ₹ 1,487.26 lakhs has been paid to MHIVPL. The balance amount payable towards consideration is ₹ 78.24 lakhs.

All the aforementioned transactions have not been concluded till date. The Company may or may not pursue for the conclusion of the aforesaid transaction based on viability of the acquisition. The total Advances paid towards the aforesaid transactions is ₹29,000.17 Lakhs and the balance consideration payable is ₹ 4,805.83 Lakhs as on date. The Company is not proposing to utilize any part of issue proceeds to complete the aforesaid transactions.

Our Promoter does not propose to subscribe to the Issue. For details of the shareholding of the Promoters in our Company, please see “*Capital Structure*” on page 52.

**Other understandings and confirmations**

Our Promoters and relatives of the Promoters have confirmed that they have not been identified as willful defaulters by the RBI or any other governmental authority.

No violations of securities laws have been committed by our Promoters in the past or are currently pending against

them. None of our Promoters are debarred or prohibited from accessing the capital markets or restrained from buying, selling, or dealing in securities under any order or directions passed for any reasons by the SEBI or any other authority or refused listing of any of the securities issued by any such entity by any stock exchange in India or abroad.

## SECTION V-FINANCIAL INFORMATION

### FINANCIAL STATEMENTS

| <b>Sr.<br/>No.</b> | <b>Particulars</b>                                   | <b>Page No.</b> |
|--------------------|--|-----------------|
| 1.                 | Reformatted Ind AS Consolidated Financial Statements | 126             |
| 2.                 | Reformatted IGAAP Consolidated Financial Statements  | 212             |
| 3.                 | Reformatted Ind AS Standalone Financial Statements   | 254             |
| 4.                 | Reformatted IGAAP Standalone Financial Statements    | 341             |

## **Report of Independent Auditor on the Reformatted Consolidated Financial Statements of Muthoot Fincorp Limited**

To,  
The Board of Directors  
**Muthoot Fincorp Limited**  
Muthoot Centre, Punnen Road,  
Trivandrum, Kerala -695039

Dear Sirs,

We have examined the attached Reformatted Consolidated Ind AS Financial Statements of Muthoot Fincorp Limited (the “Company”) (“Reformatted Consolidated Ind AS Financial Statements”) as at and for the years ended March 31, 2020 and March 31, 2019, annexed to this report for the purposes of inclusion in the offer document prepared by the Company in connection with its Proposed Public Issue of Secured Redeemable Non-Convertible Debentures and /or Unsecured Redeemable Non-Convertible Debentures (“the Debentures” or “the NCDs”). Such financial statements, which have been approved by the Board of Directors of the Company, have been prepared in accordance with the requirements of:

- a) Section 26(1)(b)(i) of the Companies Act, 2013 read with Rule 4 of the Companies (Prospectus & Allotment of Securities) Rules, 2014, as applicable to the public issue of Non-Convertible Debentures.
- b) the Securities & Exchange Board of India (Issue and Listing of Debt Securities) Regulations, 2008, as amended (the “Regulations”) issued by the Securities and Exchange Board of India (“SEBI”), as amended from time to time in pursuance of Section 11 of the Securities and Exchange Board of India Act, 1992.
- a) the Guidance Note (Revised) on Reports in Company Prospectus issued by the Institute of Chartered Accountants of India.

The preparation of the Reformatted Consolidated Ind AS Financial Statements is the responsibility of the Company’s management. Our responsibility is to report on such statements based on our procedures.

1. The Reformatted Consolidated Ind AS Financial Statements have been extracted by the management from the audited consolidated financial statements of the Company as at March 31, 2020 and March 31, 2019, and from the books of account underlying such financial statements of the Company. The audited consolidated financial statements of the Company as at March 31, 2020 and March 31, 2019 were approved by the Board of Directors on 07/09/2020 & 17/08/2019 respectively.

We have audited the consolidated accounts of the Company for the years ended March 31, 2020 and March 31, 2019 prepared in accordance with the Ind AS framework, in respect of which we have issued audit opinion vide our report dated 07/09/2020 and 17/08/2019 respectively.

2. We have examined such Reformatted Consolidated Ind AS Financial Statements taking into consideration:

- a) the terms of engagement received from the Company requesting us to carry out work on such financial information, proposed to be included in the offer document of the Company in connection with its Proposed Public Issue of Debt Securities; and
- b) the requirements of Section 26(1)(b)(i) of the Companies Act, 2013 read with the provisions of the Companies (Prospectus and Allotment of Securities) Rules, 2014 and the SEBI Debt Regulations; and
- c) the Guidance Note (Revised) on Reports in Company Prospectus issued by the Institute of Chartered Accountants of India.

3. In accordance with the requirements of Section 26(1)(b)(i) of the Companies Act, 2013 read with Rule 4 of the Companies (Prospectus and Allotment of Securities) Rules, 2014, the Guidance Note and the terms of our engagement agreed with you, we further report that the Reformatted Consolidated Ind AS Financial Statements consisting of:

- a) the Reformatted Summary Statement of Consolidated Assets and Liabilities, Notes forming part thereof and the Significant Accounting Policies, as at March 31, 2020 and March 31, 2019;
- b) the Reformatted Summary Statement of Consolidated Profit and Loss, Notes forming part thereof and the Significant Accounting Policies, for the years ended March 31, 2020 and March 31, 2019;



- c) the Reformatted Summary Statement of Consolidated Cash Flow of the Company, as at March 31, 2020 and March 31, 2019; and
- d) the Reformatted Summary Statement of Consolidated Changes in Equity as at March 31, 2020 and March 31, 2019;

proposed to be included in the offer document prepared by the management and approved by the Board of Directors of the Company, that are set out in Annexure I to VI to this report, have been examined by us, and are accurately extracted from the audited consolidated financial statements of the Company for the years ended March 31, 2020 and March 31, 2019.

4. Based on our examination as above, we further report that:

- a) these Reformatted Consolidated Ind AS Financial Statements have been presented in “Rupees in Lakhs”
- b) the Reformatted Consolidated Ind AS Financial Statements have to be read in conjunction with the Notes on Reformatted Consolidated Ind AS Financial Statements and Significant Accounting Policies.
- c) the figures of earlier periods have been regrouped (but not restated retrospectively for changes in accounting policies), wherever necessary, to conform to the classification adopted for the Reformatted Consolidated Ind AS Financial Statements as at and for the year ended March 31, 2020.
- d) there are no extraordinary items which need to be disclosed separately in the attached Reformatted Consolidated Ind AS Financial Statements, other than those disclosed;
- e) there are no qualifications in the auditors’ report for the financial year 2019-20, which require any adjustments to the Reformatted Consolidated Ind AS Financial Statements. The auditors’ report dated 09/07/2020, pertaining to the financial year 2019-20 included the following Emphasis of Matter and Other Matters paragraph:

**Emphasis of Matter**

We draw attention to Note 45 to the consolidated Ind AS financial statements, relating to the impact of Covid-19 Pandemic, in which the management has discussed the probable impact on the Group and the environment in which it operates. This note also indicates that the extent to which the Covid-19 pandemic will have impact on the Group's financial performance is dependent on future developments, which are uncertain. Our opinion is not modified in respect of this matter.

**Other Matters**

We did not audit the financial statements / financial information of the subsidiaries, whose financial statements reflect total assets of Rs.526,430.90 lakhs as at March 31, 2020, total revenues of Rs.106,963.86 lakhs and net cash flows amounting to Rs.49,538.22 lakhs for the year ended on that date, as considered in the Consolidated Ind AS Financial Statements. These financial statements / financial information has been audited by other auditors whose reports have been furnished to us by the Management and our opinion on the Consolidated Ind AS Financial Statements, in so far as it relates to the amounts and disclosures included in respect of this subsidiaries, and our report in terms of subsection (3) of Section 143 of the Act, in so far as it relates to the aforesaid subsidiaries, is based solely on the reports of the other auditors.

Our opinion is not modified in respect of the above.

**Other Matters**

Our aforesaid report under Section 143(3)(i) of the Act on the adequacy and operating effectiveness of the internal financial controls over financial reporting insofar as it relates to the subsidiary companies, are based solely on the corresponding reports of the auditors of such company.

Our opinion is not modified in respect of the above matter.

- f) there are no qualifications in the auditors' report for the financial year 2018-19, which require any adjustments to the Reformatted Consolidated Ind AS Financial Statements. The auditors' report dated 17/08/2019, pertaining to the financial year 2018-19 included the following Other Matters paragraph:

**Other Matters**

We did not audit the financial statements / financial information of the subsidiaries, whose financial statements reflect total assets of Rs.461,527.93 lakhs as at 31 March

2019, total revenues of Rs.91,141.55 lakhs and net cash flows amounting to Rs.13,208.02 lakhs for the year ended on that date, as considered in the Consolidated Ind AS Financial Statements. These financial statements / financial information has been audited by other auditors whose reports have been furnished to us by the Management and our opinion on the Consolidated Ind AS Financial Statements, in so far as it relates to the amounts and disclosures included in respect of this subsidiaries, and our report in terms of subsection (3) of Section 143 of the Act, in so far as it relates to the aforesaid subsidiaries, is based solely on the reports of the other auditors.

### **Other Matters**

Our aforesaid report under Section 143(3)(i) of the Act on the adequacy and operating effectiveness of the internal financial controls over financial reporting insofar as it relates to the subsidiary companies, are based solely on the corresponding reports of the auditors of such company.

Our opinion is not modified in respect of the above matter.

- g) the Reformatted Consolidated Ind AS Financial Statements conform to the requirements of Schedule III of the Companies Act, 2013; and
  - h) in the preparation and presentation of Reformatted Consolidated Ind AS Financial Statements based on audited financial statements as referred to in paragraph 3 above, no adjustments have been made for any events occurring subsequent to dates of the audit reports specified in paragraph 1 above.
5. Based on our examination of financial information specified in para 2 above, we state that in our opinion, the financial information so specified above, have been prepared in accordance with Section 26 of the SEBI Act and the Regulations amended from time to time.
  6. This report should not in any way be construed as a re-issuance or re-dating of any of the previous audit reports issued by us nor should this be construed as a new opinion on any of the financial statements referred to herein.
  7. We have no responsibility to update our report for events and circumstances occurring after the date of the report.

8. This report is intended solely for your information and for inclusion in the Offer Document prepared in connection with the proposed public issue of debt securities of the Muthoot Fincorp Limited and is not to be used, referred to or distributed for any other purpose without our prior written consent.

**For Rangamani & Co.**

Chartered Accountants

Firm Regn. No. – 003050 S

**R. Sreenivasan**

Partner

Membership No. 020566

**UDIN – 20020566AAAAIV8231**

Place: Kochi

Date: 07/09/2020

**Muthoot Fincorp Limited**
**Annexure I - Reformatted Summary Statement of Consolidated Assets and Liabilities**
*(Amount in Rs. Lakhs, except share data and unless otherwise stated)*

| Particulars   | Note | As at<br>31st March 2020 | As at<br>31st March 2019 |
|---|------|--------------------------|--------------------------|
| <b>ASSETS</b>   |      |                          |                          |
| <b>Financial assets</b>   |      |                          |                          |
| Cash and cash equivalents   | 5    | 1,50,001.61              | 95,902.14                |
| Bank Balance other cash and cash equivalent   | 6    | 19,625.93                | 17,881.02                |
| Receivables   |      |                          |                          |
| Trade Receivables   | 7    | 3,877.78                 | 3,250.54                 |
| Loans   | 8    | 17,52,778.97             | 15,56,851.47             |
| Investments   | 9    | 8,330.75                 | 6,781.66                 |
| Other Financial assets  | 10   | 17,150.85                | 28,927.94                |
| <b>Non-financial Assets</b>   |      |                          |                          |
| Current tax assets (Net)  |      | 4,547.02                 | 1,990.13                 |
| Deferred tax asset (Net)  | 36   | 2,993.24                 | 5,621.71                 |
| Investment Property   | 11   | 30,236.54                | 30,096.72                |
| Property, Plant and Equipment   | 12   | 49,312.76                | 52,004.41                |
| Capital work -in-progress   | 13   | -                        | 65.80                    |
| Intangible assets under development   | 14   | 87.44                    | 2.95                     |
| Other Intangible assets   | 14   | 1,622.48                 | 1,813.07                 |
| Right-of-use assets   | 15   | 51,375.66                | -                        |
| Other non financial assets  | 16   | 32,096.26                | 36,419.66                |
| <b>Total assets</b>   |      | <b>21,24,037.28</b>      | <b>18,37,609.22</b>      |
| <b>LIABILITIES AND EQUITY</b>   |      |                          |                          |
| <b>LIABILITIES</b>  |      |                          |                          |
| <b>Financial Liabilities</b>  |      |                          |                          |
| Payables  | 17   |                          |                          |
| (I) Trade Payables  |      |                          |                          |
| (i) total outstanding dues of micro enterprises and small enterprises                       |      | 4.59                     | 1.59                     |
| (ii) total outstanding dues of creditors other than micro enterprises and small enterprises |      | 331.26                   | 311.67                   |
| (II) Other Payables   |      |                          |                          |
| (i) total outstanding dues of micro enterprises and small enterprises                       |      | 36.16                    | 1.69                     |
| (ii) total outstanding dues of creditors other than micro enterprises and small enterprises |      | 37,402.52                | 46,898.05                |
| Debt Securities   | 18   | 1,09,054.21              | 54,008.85                |
| Borrowings (other than debt securities)   | 19   | 13,28,899.71             | 11,29,466.69             |
| Lease Liability   | 15   | 54,580.11                | -                        |
| Subordinated Liabilities  | 20   | 2,62,660.24              | 2,75,517.96              |
| Other Financial liabilities   | 21   | 54,973.87                | 59,762.50                |
| <b>Non-financial Liabilities</b>  |      |                          |                          |
| Current tax liabilities (net)   |      | 287.56                   | 3,686.28                 |
| Provisions  | 22   | 2,550.27                 | 1,617.73                 |
| Deferred tax liabilities (net)  | 36   | 3,206.56                 | 4,786.78                 |
| Other non-financial liabilities   | 23   | 4,747.48                 | 2,643.77                 |
| <b>Equity</b>   |      |                          |                          |
| Equity share capital  | 24   | 19,370.56                | 19,370.56                |
| Other equity  | 25   | 2,09,229.30              | 2,09,388.95              |
| <b>Equity attributable to equity holders of the parent</b>                                  |      | <b>2,28,599.86</b>       | <b>2,28,759.51</b>       |
| Non-controlling interest  |      | 36,702.88                | 30,146.15                |
| <b>Total Equity</b>   |      | <b>2,65,302.74</b>       | <b>2,58,905.66</b>       |
| <b>Total Liabilities and Equity</b>   |      | <b>21,24,037.28</b>      | <b>18,37,609.22</b>      |

*See accompanying notes to the Financial Statements*

1 to 4

In terms of our report of even date attached  
 For Rangamani & Co.  
 Chartered Accountants  
 Firm Regn. No. – 003050 S

For and on behalf of the Board of Directors,

**Thomas John Muthoot**  
 Managing Director  
 DIN: 00011618

**Thomas George Muthoot**  
 Director  
 DIN: 00011552

**R. Sreenivasan**  
 Partner  
 M.No.020566

**Thomas Muthoot**  
 Executive Director and  
 Chief Financial Officer  
 DIN: 00082099

**Mathai T.D.**  
 Company Secretary

Date: 07/09/2020  
 Place: Kochi

**Muthoot Fincorp Limited**
**Annexure II - Reformatted Summary Statement of Consolidated Profit and Loss**
*(Amount in Rs. Lakhs, except share data and unless otherwise stated)*

| Particulars   | Notes | For the year ended<br>31st March 2020 | For the year ended<br>31st March 2019 |
|---|-------|---------------------------------------|---------------------------------------|
| <b>Revenue from operations</b>  |       |                                       |                                       |
| Interest income   | 26    | 3,15,656.19                           | 2,93,225.92                           |
| Dividend income   |       | 27.29                                 | 18.88                                 |
| Rental income   |       | 383.89                                | 335.13                                |
| Fees and commission income  |       | 9,548.06                              | 8,647.47                              |
| Net Gain on fair value changes  | 27    | 21,890.76                             | 17,679.10                             |
| Net gain on derecognition of financial instruments under amortised cost category    |       | 21,233.33                             | 8,426.04                              |
| Sale of Services  |       | 305.80                                | 409.86                                |
| Others  | 28    | 6,445.95                              | 4,632.10                              |
| <b>Total Revenue from operations</b>  |       | <b>3,75,491.27</b>                    | <b>3,33,374.50</b>                    |
| Other Income  | 29    | 376.82                                | 2,001.83                              |
| <b>Total Income (I + II)</b>  |       | <b>3,75,868.09</b>                    | <b>3,35,376.33</b>                    |
| <b>Expenses</b>   |       |                                       |                                       |
| Finance costs   | 30    | 1,76,105.05                           | 1,61,409.55                           |
| Fees and commission expenses  |       | 573.61                                | 129.35                                |
| Impairment on financial instruments   | 31    | 36,171.91                             | 5,818.12                              |
| Employee benefits expenses  | 32    | 72,927.18                             | 61,596.71                             |
| Depreciation, amortization and impairment   | 33    | 22,335.22                             | 7,548.46                              |
| Other expenses  | 34    | 32,460.93                             | 45,915.66                             |
| <b>Total Expenses</b>   |       | <b>3,40,573.90</b>                    | <b>2,82,417.85</b>                    |
| <b>Profit before tax (III- IV)</b>  |       | <b>35,294.19</b>                      | <b>52,958.48</b>                      |
| Tax Expense:  |       |                                       |                                       |
| (1) Current tax   | 36    | 11,770.02                             | 16,318.87                             |
| (2) Deferred tax charge / (credit)  | 36    | (2,268.64)                            | (621.55)                              |
| Profit for the year (V-VI)  |       | <b>25,792.81</b>                      | <b>37,261.16</b>                      |
| <b>Other Comprehensive Income</b>   |       |                                       |                                       |
| (i) Items that will not be reclassified to profit or loss                           |       |                                       |                                       |
| Remeasurement of the defined benefit liabilities                                    |       | (408.78)                              | 14.47                                 |
| Net gain / (loss) on equity instruments measured through other comprehensive income |       | (120.42)                              | (66.59)                               |
| (ii) Income tax relating to items that will not be reclassified to profit or loss   |       | 138.00                                | 19.54                                 |
| <b>Subtotal (A)</b>   |       | <b>-391.20</b>                        | <b>-32.58</b>                         |
| (i) Items that will be reclassified to profit or loss                               |       |                                       |                                       |
| Remeasurement of loan assets  |       | 593.62                                | 4,342.87                              |
| (ii) Income tax relating to items that will be reclassified to profit or loss       |       | (149.38)                              | (1,264.64)                            |
| <b>Subtotal (B)</b>   |       | <b>444.24</b>                         | <b>3,078.23</b>                       |
| <b>Other Comprehensive Income (A+B)</b>   |       | <b>53.04</b>                          | <b>3,045.65</b>                       |
| <b>Total Comprehensive Income for the year (VII+VIII)</b>                           |       | <b>25,845.85</b>                      | <b>40,306.81</b>                      |
| <b>Profit for the year attributable to</b>  |       |                                       |                                       |
| Equity holders of the parent  |       | 24,703.73                             | 30,942.62                             |
| Non-controlling interest  |       | 1,089.08                              | 6,318.54                              |
| <b>Total Comprehensive income for the year, net of tax</b>                          |       |                                       |                                       |
| Equity holders of the parent  |       | 24,683.27                             | 33,064.91                             |
| Non-controlling interest  |       | 1,162.58                              | 7,241.90                              |
| <b>Earnings per equity share</b>  | 35    |                                       |                                       |
| Basic (Rs.)   |       | 12.75                                 | 15.97                                 |
| Diluted (Rs.)   |       | 12.75                                 | 15.97                                 |

*See accompanying notes to the financial statements*

1 to 4

In terms of our report of even date attached  
For Rangamani & Co.  
Chartered Accountants  
Firm Regn. No. – 003050 S

For and on behalf of the Board of Directors,

**R. Sreenivasan**  
Partner  
M.No.020566

**Thomas John Muthoot**  
Managing Director  
DIN: 00011618

**Thomas George Muthoot**  
Director  
DIN: 00011552

**Thomas Muthoot**  
Executive Director &  
Chief Financial Officer  
DIN: 00082099

**Mathai T.D.**  
Company Secretary

Date: 07/09/2020  
Place: Kochi

**Muthoot Fincorp Limited**
**Annexure III - Reformatted Summary Statement of Consolidated Cash Flow**
*(Amount in Rs. Lakhs, except share data and unless otherwise stated)*

| Particulars   | For the year ended 31st<br>March 2020 | For the year ended 31st<br>March 31 2019 |
|---|---------------------------------------|--|
| <b>A. Cash flow from operating activities</b>   |                                       |  |
| <b>Profit before tax</b>  | <b>35,294.19</b>                      | <b>52,958.48</b>                         |
| <i>Adjustments to reconcile profit before tax to net cash flows:</i>                    |                                       |  |
| Depreciation on Property, plant and equipment   | 6,784.43                              | 7,070.68                                 |
| Depreciation on Right of Use Assets   | 15,026.95                             | -  |
| Depreciation on intangibles   | 523.84                                | 477.78                                   |
| Dividend Income   | (27.29)                               | (18.88)                                  |
| Unrealised fair value adjustments   | 57.35                                 | 326.00                                   |
| Profit on sale of investment  | (43,061.02)                           | (26,364.55)                              |
| Impairment of loan assets   | 16,863.48                             | 1,438.43                                 |
| Bad debts written off   | 17,505.86                             | 57.56                                    |
| Impairment on assets held for sale  | 28.98                                 | 37.80                                    |
| Impairment gain on other receivables  | 1.51                                  | (20.74)                                  |
| Adjustment towards effective interest rate in respect of borrowings                     | (1,800.96)                            | 21.82                                    |
| Fair Value adjustment on subordinate liabilities designated at FVTPL                    | -                                     | (1,403.63)                               |
| Interest on lease liabilities   | 6,066.58                              | -  |
| Impairment on Investments   | 1,207.44                              | -  |
| Intangibles Written off   | -                                     | -  |
| <b>Operating Profit Before Working Capital Changes</b>                                  | <b>54,471.34</b>                      | <b>34,580.75</b>                         |
| <b>Adjustments for Working capital changes:</b>   |                                       |  |
| Decrease/(Increase) in trade receivables  | (627.24)                              | 218.27                                   |
| Increase in loans assets  | (2,29,703.22)                         | (1,03,160.15)                            |
| Decrease in other financial assets  | 11,575.74                             | 7,174.88                                 |
| Decrease in other non financial assets  | 4,323.40                              | (1,046.39)                               |
| Increase/(Decrease) in trade and other payables   | (9,438.47)                            | 45,247.47                                |
| Decrease in other financial liabilities   | (4,707.15)                            | (6,003.90)                               |
| Increase/ (Decrease) in other non financial liabilities                                 | 2,103.71                              | 544.97                                   |
| Increase in provisions  | 523.76                                | 211.55                                   |
| <b>Operating profit before tax</b>  | <b>(1,71,478.13)</b>                  | <b>(22,232.55)</b>                       |
| Taxes paid  | (17,627.60)                           | (13,662.64)                              |
| <b>Net cash used in operating activities</b>  | <b>(1,89,105.73)</b>                  | <b>(35,895.19)</b>                       |
| <b>B. Cash flow from Investing activities</b>   |                                       |  |
| Sale of investment  | 40,097.74                             | 26,238.46                                |
| Investment in property  | (139.82)                              | (65.30)                                  |
| Purchase of property, plant and equipment   | (5,374.50)                            | (6,583.17)                               |
| Sale of PPE   | 1,347.49                              | 612.77                                   |
| Sale of intangibles   | -                                     | 68.80                                    |
| Purchase of intangibles   | (417.73)                              | (418.89)                                 |
| Increase in fixed deposit   | (1,744.91)                            | (2,342.49)                               |
| Dividend income   | 27.29                                 | 18.88                                    |
| <b>Net cash used in investing activities</b>  | <b>33,795.56</b>                      | <b>17,529.06</b>                         |
| <b>C. Cash flow from Financing activities</b>   |                                       |  |
| Issue of shares to Non Controlling Interest   | -                                     | 24,996.61                                |
| Redemption of debt securities   | 55,615.21                             | (31,403.45)                              |
| Funds borrowed  | 2,00,712.20                           | 56,748.70                                |
| (Decrease)/Increase in subordinated liability   | (12,905.80)                           | (19,266.27)                              |
| Payment of lease liability  | (17,770.71)                           | -  |
| Payment of dividend   | (16,346.56)                           | (2,335.23)                               |
| Shares on consolidation of ESOP Trust   | -                                     | -  |
| Issue of shares for ESOP  | 105.30                                | 55.73                                    |
| <b>Net cash flows from financing activities</b>   | <b>2,09,409.64</b>                    | <b>28,796.09</b>                         |
| <b>D Net increase in cash and cash equivalents</b>                                      | <b>54,099.47</b>                      | <b>10,429.96</b>                         |
| Net cash and Cash Equivalents at beginning of the year                                  | 95,902.14                             | 85,472.18                                |
| <b>Cash and cash equivalents at 31st March 2020 / 31st March 2019 / 31st March 2018</b> | <b>1,50,001.61</b>                    | <b>95,902.14</b>                         |

**See accompanying notes to the financial statements**

In terms of our report of even date attached  
For Rangamani & Co.  
Chartered Accountants  
Firm Regn. No. – 003050 S

**R. Sreenivasan**  
Partner  
M.No.020566

Date: 07/09/2020  
Place: Kochi

For and on behalf of the Board of Directors,

**Thomas John Muthoot**      **Thomas George Muthoot**  
Managing Director      Director  
DIN: 00011618      DIN: 00011552

**Thomas Muthoot**  
Executive Director and  
Chief Financial Officer  
DIN: 00083499

**Mathai T.D.**  
Company Secretary

**Muthoot Fincorp Limited**
**Annexure IV - Reformatted Summary Statement of Consolidated Changes in Equity**
*(Amount in Rs. Lakhs, except share data and unless otherwise stated)*
**A. Equity Share Capital**

Equity shares of Rs. 10/- each issued, subscribed and fully paid

| Particulars   | No. of shares       | Amount           |
|---|---------------------|------------------|
| <b>Equity shares of Rs. 10 each issued, subscribed and fully paid</b> |                     |                  |
| <b>As at April 1, 2018</b>  | <b>19,37,05,560</b> | <b>19,370.56</b> |
| Issued during the year  | -                   | -                |
| <b>As at March 31, 2019</b>   | <b>19,37,05,560</b> | <b>19,370.56</b> |
| Issued during the year  | -                   | -                |
| <b>As at March 31, 2020</b>   | <b>19,37,05,560</b> | <b>19,370.56</b> |

**B. Other Equity**

| Particulars   | Reserves and Surplus       |   |   |                              |                    |                 |                 |                                    | Other Comprehensive Income                            |  |  | Total attributable to equity holders of the parent | Total non-controlling interest | Total              |
|---|----------------------------|---|---|------------------------------|--------------------|-----------------|-----------------|------------------------------------|---|--|--|--|--------------------------------|--------------------|
|   | Securities Premium Reserve | Statutory Reserve (Pursuant to Section 45-IC of the RBI Act 1934) | Statutory Reserve (Pursuant to Section 29C of the NHB Act 1987) | Debenture Redemption Reserve | Retained Earnings  | General Reserve | Treasury shares | Employee stock options outstanding | Equity Instruments through Other Comprehensive income | Acturial valuation of gratuity impact through Other Comprehensive Income | Loan assets through other comprehensive income |  |                                |                    |
| <b>Balance as on 1st April, 2018</b>                          | <b>38,129.85</b>           | <b>35,855.60</b>  | <b>466.48</b>   | <b>4,279.68</b>              | <b>74,882.29</b>   | <b>3.33</b>     | <b>(395.72)</b> | <b>57.58</b>                       | <b>(241.16)</b>                                       | <b>257.94</b>  | <b>2,022.03</b>                                | <b>1,55,317.91</b>                                 | <b>21,481.10</b>               | <b>1,76,799.00</b> |
| Profit for the year   | -                          | -   | -   | -                            | 30,942.62          | -               | -               | -                                  | -   | -  | -  | 30,942.62  | 6,318.54                       | 37,261.16          |
| Other Comprehensive Income (net of tax)                       | -                          | -   | -   | -                            | -                  | -               | -               | -                                  | (43.34)   | 5.54   | 2,160.08                                       | 2,122.28   | 923.36                         | 3,045.64           |
| Additions during the year                                     | -                          | -   | -   | -                            | -                  | -               | -               | -                                  | -   | -  | -  | -  | -                              | -                  |
| Changes during the year in employee stock options outstanding | -                          | -   | -   | -                            | -                  | -               | -               | 32.46                              | -   | -  | -  | 32.46  | -                              | 32.46              |
| Proceeds on transfer during the year                          | -                          | -   | -   | -                            | -                  | (29.39)         | 52.66           | -                                  | -   | -  | -  | 23.27  | -                              | 23.27              |
| Reversal of deferred tax                                      | -                          | -   | -   | -                            | (216.23)           | -               | -               | -                                  | -   | -  | -  | (216.23)   | -                              | (216.23)           |
| Write back from Debenture Redemption Reserve                  | -                          | -   | -   | (3,303.35)                   | 3,303.35           | -               | -               | -                                  | -   | -  | -  | -  | -                              | -                  |
| Transfer to Reserves u/s. 45-IC of RBI Act, 1934              | -                          | 6,125.84  | -   | -                            | (6,125.84)         | -               | -               | -                                  | -   | -  | -  | -  | -                              | -                  |
| Transfer to Reserves u/s. 29-C of NHB Act, 1987               | -                          | -   | 357.00  | -                            | (357.00)           | -               | -               | -                                  | -   | -  | -  | -  | -                              | -                  |
| Earlier years adjustments                                     | -                          | -   | -   | -                            | (71.59)            | -               | -               | -                                  | -   | -  | -  | (71.59)  | -                              | (71.59)            |
| Effects of dilution in stake                                  | -                          | -   | -   | -                            | 23,573.46          | -               | -               | -                                  | -   | -  | -  | 23,573.46  | (23,573.46)                    | -                  |
| Adjustments to NCI  | -                          | -   | -   | -                            | -                  | -               | -               | -                                  | -   | -  | -  | -  | 24,996.61                      | 24,996.61          |
| Dividend Paid   | -                          | -   | -   | -                            | (1,937.06)         | -               | -               | -                                  | -   | -  | -  | (1,937.06)   | -                              | (1,937.06)         |
| Dividend Tax Paid   | -                          | -   | -   | -                            | (398.17)           | -               | -               | -                                  | -   | -  | -  | (398.17)   | -                              | (398.17)           |
| <b>Balance as on 31st March 2019</b>                          | <b>38,129.85</b>           | <b>41,981.44</b>  | <b>823.48</b>   | <b>976.33</b>                | <b>1,23,595.84</b> | <b>(26.06)</b>  | <b>(343.06)</b> | <b>90.04</b>                       | <b>(284.50)</b>                                       | <b>263.48</b>  | <b>4,182.11</b>                                | <b>2,09,388.95</b>                                 | <b>30,146.15</b>               | <b>2,39,535.10</b> |
| Profit for the year   | -                          | -   | -   | -                            | 24,703.73          | -               | -               | -                                  | -   | -  | -  | 24,703.73  | 1,089.08                       | 25,792.81          |
| Other Comprehensive Income (net of taxes)                     | -                          | -   | -   | -                            | -                  | -               | -               | -                                  | (85.51)   | (217.53)   | 282.58   | (20.45)  | 73.49                          | 53.04              |
| Additions during the year                                     | -                          | -   | -   | -                            | -                  | -               | -               | -                                  | -   | -  | -  | -  | -                              | -                  |
| Changes during the year in employee stock options outstanding | -                          | -   | -   | -                            | -                  | -               | -               | 62.90                              | -   | -  | -  | 62.90  | -                              | 62.90              |
| Proceeds on transfer during the year                          | -                          | -   | -   | -                            | -                  | 23.58           | -               | -                                  | -   | -  | -  | 23.58  | -                              | 23.58              |
| Write back from Debenture Redemption Reserve                  | -                          | -   | -   | (976.33)                     | 976.33             | -               | -               | -                                  | -   | -  | -  | -  | -                              | -                  |
| Transfer to Reserves u/s. 45-IC of RBI Act, 1934              | -                          | 6,432.65  | -   | -                            | (6,432.65)         | -               | -               | -                                  | -   | -  | -  | -  | -                              | -                  |
| Transfer to Reserves u/s. 29-C of NHB Act, 1987               | -                          | -   | 442.89  | -                            | (442.89)           | -               | -               | -                                  | -   | -  | -  | -  | -                              | -                  |
| Earlier years adjustments                                     | -                          | -   | -   | -                            | (262.77)           | -               | 343.06          | -                                  | -   | -  | -  | 80.29  | -                              | 80.29              |
| Effects of dilution in stake                                  | -                          | -   | -   | -                            | -                  | -               | -               | -                                  | -   | -  | -  | -  | -                              | -                  |
| Adjustments to NCI  | -                          | -   | -   | -                            | (5,397.37)         | 0.90            | -               | -                                  | -   | -  | -  | (5,396.47)   | 5,394.16                       | (2.31)             |
| Deferred Tax – Prior Years                                    | -                          | -   | -   | -                            | (1,394.72)         | -               | -               | -                                  | (1,871.96)  | -  | -  | (3,266.68)   | -                              | (3,266.68)         |
| Dividend Paid   | -                          | -   | -   | -                            | (13,559.39)        | -               | -               | -                                  | -   | -  | -  | (13,559.39)  | -                              | (13,559.39)        |
| Dividend Tax Paid   | -                          | -   | -   | -                            | (2,787.17)         | -               | -               | -                                  | -   | -  | -  | (2,787.17)   | -                              | (2,787.17)         |
| <b>Balance as on 31st March 2020</b>                          | <b>38,129.85</b>           | <b>48,414.09</b>  | <b>1,266.37</b>   | <b>-</b>                     | <b>1,18,998.94</b> | <b>(1.58)</b>   | <b>-</b>        | <b>152.94</b>                      | <b>(2,241.97)</b>                                     | <b>45.95</b>   | <b>4,464.70</b>                                | <b>2,09,229.30</b>                                 | <b>36,702.88</b>               | <b>2,45,932.18</b> |

See accompanying notes to the Financial Statements

In terms of our report of even date attached

For Rangamani &amp; Co.

Chartered Accountants

Firm Regn. No. – 003050 S

For and on behalf of the Board of Directors,

**Thomas John Muthoot**

Managing Director

DIN: 00011618

**Thomas George Muthoot**

Director

DIN: 00011552

**R. Sreenivasan**

Partner

**Thomas Muthoot**

Executive Director and

Chief Financial Officer

DIN: 00082099

**Mathai T.D.**

Company Secretary

Date: 07/09/2020

Place: Kochi



**Significant Accounting Policies****1. Corporate Information**

Muthoot Fincorp Limited, (the Company), is a Public Limited Company, incorporated on June 10, 1997 under the provisions of Companies Act, 1956. The Company is a Non-Deposit Accepting Non-Banking Financial Company (NBFC) registered with Reserve Bank of India (RBI) and is classified as a Non- Deposit Taking Systematically Important Loan Company (NDSI).

Muthoot Fincorp Limited, the flagship company of the 133-year-old Muthoot Pappachan Group, together with its subsidiaries (collectively, the Group), provides a diverse mix of retail offerings catering to the various needs of its customers and is primarily engaged in business of Gold Loans through its branch network across India. The Group also offers SME Loans, Forex Services, Money Transfer Services and Wealth Management Services to its customers in its strive to be the most trusted financial service provider. The Company is engaged in real estate business to a very limited extent.

The Company has 3 subsidiaries, Muthoot Housing Finance Company Limited (or “MHFCL” or “Muthoot Housing”), Muthoot Pappachan Technologies Limited (or “MPT”) and Muthoot Microfin Limited (or “MML” or “Muthoot Microfin”) (formerly known as Pancharatna Securities Limited), which are incorporated in India.

Muthoot Housing Finance Company Limited (MHFCL) is a Housing Finance Company registered with the National Housing Bank (“NHB”) under Section 29 A of the National Housing Bank Act, 1987 and primarily engaged in housing finance activities. The company was incorporated on 05th March 2010, and received the Certificate of Registration from the NHB on 11th February 2011, enabling the company to carry on business as a Housing Finance Company without accepting Public Deposits. The Company received its Certificate of Commencement of Business on 1st June 2011.

Muthoot Pappachan Technologies Private Limited (MPT) was initially registered as a Private Limited Company on 16th November 2012. Later, it was converted to Muthoot Pappachan Technologies Limited on 5th July 2013. Based in the Technopark campus at Thiruvananthapuram, the company provides Consulting-led Integrated portfolio of Information Technology (IT) and IT enabled services to its clients. The company in short, aims at providing Software Solution as Service to its customers.

Muthoot Microfin Limited (MML) was incorporated as a Private Limited Company in the year 1992 under the erstwhile Companies Act, 1956. Effective from 18 March 1998, the Company was registered as a non-deposit accepting Non-Banking Financial Company (NBFC-ND) under the rules and regulations framed by the Reserve Bank of India. The company has obtained registration under the category of Non-Banking Financial Company – Micro Finance Institutions (NBFC-MFI) w.e.f. 25 March 2015. Designed to promote entrepreneurship skills and inclusive growth among women, the company provides financial assistance to women engaged in small income generating activities under the Grameen model of lending and carries out skill development workshops and literacy classes for its clients. The company also uses its distribution channel to provide loans to members for purchase off productivity-enhancing products such as solar lamps, mobile phones and water purifiers.

**2. Basis of preparation****2.1 Statement of Compliance**

The consolidated financial statements (CFS) of the Group have been prepared in accordance with Indian Accounting Standards (Ind AS) notified under the Companies (Indian Accounting Standards) Rules, 2015 (as amended from time to time). and notified under section 133 of the Companies Act, 2013 (the Act) along with other relevant provisions of the Act, the Master Direction – Non-Banking Financial Company – Systemically Important Non-Deposit taking Company and Deposit taking Company (Reserve Bank) Directions, 2016 ('the NBFC Master Directions') issued by RBI and National Housing Bank Guidelines/Regulations ('NHB directions') and notification for Implementation of Indian Accounting Standard vide circular RBI/2019-20/170 DOR(NBFC).CC.PD. No.109/22.10.106/2019-20 dated 13 March 2020 ('RBI Notification for Implementation of Ind AS') issued by RBI to the extent applicable."

The financial statements are prepared on a going concern basis, as the Management is satisfied that the Group shall be able to continue its business for the foreseeable future and no material uncertainty exists that may cast significant doubt on the going concern assumption.

**2.2 Presentation of financial Statements**

The Group presents its Balance Sheet in order of liquidity. The Group prepares and presents its Balance Sheet, the Statement of Profit and Loss and the Statement of Changes in Equity in the format prescribed by Division III of Schedule III to the Act. The Statement of Cash Flows has been prepared and presented as per the requirements of Ind AS 7 'Statement of Cash Flows'.

The Group generally reports financial assets and financial liabilities on a gross basis in the Balance Sheet. They are offset and reported net only when Ind AS specifically permits the same or it has an unconditional legally enforceable right to offset the recognised amounts without being contingent on a future event. Similarly, the Group offsets incomes and expenses and reports the same on a net basis when permitted by Ind AS specifically unless they are material in nature.

**2.3 Principles of consolidation**

The consolidated financial statements incorporate the financial statements of the Parent Company and all its subsidiaries, being the entities that it controls from the date control is gained. Control is evidenced where the investor is exposed, or has rights, to variable returns from its involvement with the investee and has the ability to affect those returns through its power over the investee. Power is demonstrated through existing rights that give the ability to direct relevant activities, which significantly affect the entity's returns. The financial statements of subsidiaries are prepared for the same reporting year as the Parent Company. Where necessary, adjustments are made to the financial statements of subsidiaries to align the accounting policies in line with accounting policies of the Parent Company.

These consolidated financial statements are prepared on the following basis in accordance with Ind AS 110 on "Consolidated Financial Statements" specified under Section 133 of the Act. Following subsidiary companies have been considered in the preparation of the consolidated financial statements:

| Name of the Company                     | Country of incorporation | Consolidated as | % shareholding of MFL (31/03/2020) | % shareholding of MFL (31/03/2019) |
|---|--------------------------|-----------------|------------------------------------|------------------------------------|
| Muthoot Housing Finance Company Limited | India                    | Subsidiary      | 80.66%                             | 80.58%                             |
| Muthoot Pappachan Technologies Limited  | India                    | Subsidiary      | 60.00%                             | 60.00%                             |
| Muthoot Microfin Limited                | India                    | Subsidiary      | 63.61%                             | 63.61%                             |

**i) Subsidiaries**

Subsidiaries are entities controlled by the Group. The Group controls an entity when it is exposed to, or has rights to, variable returns from its involvement with the entity and has the ability to affect those returns through its power over the entity. The financial statements of subsidiaries are included in the consolidated financial statements from the date on which controls commences until the date on which control ceases.

**ii) Non-controlling interest (“NCI”)**

NCI are measured at their proportionate share of the acquiree’s net identifiable assets at the date of acquisition. Changes in the Group’s equity interest in a subsidiary that do not result in a loss of control are accounted for as equity transactions.

**iii) Loss of control**

When the Group loses control over a subsidiary, it derecognises the assets and liabilities of the subsidiary, and any related NCI and other component of equity. Any interest retained in the former subsidiary is measured at fair value at the date the control is lost. Any resulting gain or loss is recognised in the statement of profit and loss.

**iv) Transactions eliminated on consolidation**

The financial statements of the Holding Company and its subsidiary used in the consolidation procedure are drawn up to the same reporting date i.e. 31 March 2020. The financial statements of the Holding Company and its subsidiary are combined on a line-by-line basis by adding together the book values of like items of assets, liabilities, income and expenses. Intra-group balances and transactions, and unrealized income and expenses arising from intra-group transactions, are eliminated. Unrealized losses are eliminated in the same way as unrealized gains, but only to the extent that there is no evidence of impairment. The Group follows uniform accounting policies for like transactions and other events in similar circumstances. For additional information as required by Paragraph 2 of the General Instructions for preparation of Consolidated Financial Statements to Schedule III to the Companies Act, 2013, refer Note 49.

**2.4 Basis of measurement**

The financial statements have been prepared on a historical cost basis, except for following assets and liabilities which have been measured at fair value:

- i) Investments in equity instruments at fair value through other comprehensive income (FVOCI)
- ii) Financial assets and liabilities designated at fair value through profit or loss (FVTPL)
- iii) Financial assets measured at fair value through other comprehensive income (FVOCI)
- iv) Investments which are held for trading
- v) Defined benefit plans.

**2.5 Functional and presentation currency**

The financial statements are presented in Indian Rupees (INR) which is also functional currency of the Group and the currency of the primary economic environment in which the Group operates. All values are rounded to the nearest lakhs, except when otherwise indicated.

**3. Significant accounting policies****3.1 Recognition of interest income**

Interest income is recognised by applying the Effective Interest Rate (EIR) to the gross carrying amount of financial assets other than credit-impaired assets and financial assets classified as measured at FVTPL.

The EIR in case of a financial asset is computed

- a. As the rate that exactly discounts estimated future cash receipts through the expected life of the financial asset to the gross carrying amount of a financial asset.
- b. By considering all the contractual terms of the financial instrument in estimating the cash flows.
- c. Including all fees received between parties to the contract that are an integral part of the effective interest rate, transaction costs, and all other premiums or discounts.

Any subsequent changes in the estimation of the future cash flows is recognised in interest income with the corresponding adjustment to the carrying amount of the assets.

Interest income on credit impaired assets is recognised by applying the effective interest rate to the net amortised cost (net of provision) of the financial asset.

**3.2. Recognition of revenue from sale of goods and services**

Revenue (other than for financial instruments) is measured at fair value of the consideration received or receivable. Ind AS 115 Revenue from contracts with customers outlines a single comprehensive model of accounting for revenue arising from contracts with customers and supersedes current revenue recognition guidance found within Ind ASs.

The Group recognises revenue from contracts with customers based on a five-step model as set out in Ind 115:

**Step 1:** Identify contract(s) with a customer: A contract is defined as an agreement between two or more parties that creates enforceable rights and obligations and sets out the criteria for every contract that must be met.

**Step 2:** Identify performance obligations in the contract: A performance obligation is a promise in a contract with a customer to transfer a good or service to the customer.

**Step 3:** Determine the transaction price: The transaction price is the amount of consideration to which the Group expects to be entitled in exchange for transferring promised goods or services to a customer, excluding amounts collected on behalf of third parties.

**Step 4:** Allocate the transaction price to the performance obligations in the contract: For a contract that has more than one performance obligation, the Group allocates the transaction price to each performance obligation in an amount that depicts the amount of consideration to which the Group expects to be entitled in exchange for satisfying each performance obligation.

**Step 5:** Recognise revenue when (or as) the Group satisfies a performance obligation

Revenue from contract with customer for rendering services is recognised at a point in time when performance obligation is satisfied.

#### **3.2.1 Dividend income**

Dividend income is recognised when the Group's right to receive the payment is established, it is probable that the economic benefits associated with the dividend will flow to the entity and the amount of the dividend can be measured reliably.

#### **3.2.2 Rental Income**

Rental income arising from operating leases is accounted for on a straight-line basis over the lease terms and is included in rental income in the statement of profit and loss, unless the increase is in line with expected general inflation, in which case lease income is recognised based on contractual terms.

#### **3.2.3 Fees and commission income**

Fees and commission income such as service charges, commission from fee-based business lines, service income etc. are recognised on point in time basis.

#### **3.2.4 Miscellaneous Income**

All other income is recognized on an accrual basis, when there is no uncertainty in the ultimate realization/collection.

**3.3 Financial instruments****A. Financial Asset****3.3.1 Initial recognition**

All financial assets are recognised initially at fair value plus, in the case of financial assets not recorded at fair value through profit or loss, transaction costs that are attributable to the acquisition of the financial asset.

Loans are recognised when funds are transferred to the customers' account. Investments are recognised on the date when the Company becomes party to the contractual provisions. The Group recognises debt securities, deposits and borrowings when funds reach the Group.

**3.3.2 Initial and subsequent measurement of financial instruments**

The Group classifies its financial assets into the following measurement categories:

1. Debt instruments at amortised cost
2. Debt instruments at fair value through other comprehensive income (FVTOCI).
3. Debt instruments, derivatives and equity instruments at fair value through profit or loss (FVTPL).
4. Equity instruments measured at fair value through other comprehensive income FVTOCI.

The classification depends on the contractual terms of the financial assets' cash flows and the Group's business model for managing financial assets which are explained below:

**Business model assessment**

The Group determines its business model at the level that best reflects how it manages groups of financial assets to achieve its business objective.

The Group's business model is not assessed on an instrument-by-instrument basis, but at a higher level of aggregated portfolios and is based on observable factors such as:

- ▶ How the performance of the business model and the financial assets held within that business model are evaluated and reported to the entity's key management personnel
- ▶ The risks that affect the performance of the business model (and the financial assets held within that business model) and the way those risks are managed
- ▶ How managers of the business are compensated (for example, whether the compensation is based on the fair value of the assets managed or on the contractual cash flows collected)
- ▶ The expected frequency, value and timing of sales are also important aspects of the Group's assessment.
- ▶ The business model assessment is based on reasonably expected scenarios without taking 'worst case' or 'stress case' scenarios into account. If cash flows after initial recognition are realised in a way that is different from the Group's original expectations, the Group does not change the classification of the remaining financial assets held in that business model, but incorporates such information when assessing newly originated or newly purchased financial assets going forward.

**The SPPI test**

As a second step of its classification process, the Group assesses the contractual terms of financial assets to identify whether they meet the SPPI test.

‘Principal’ for the purpose of this test is defined as the fair value of the financial asset at initial recognition and may change over the life of the financial asset (for example, if there are repayments of principal or amortisation of the premium/discount).

In making this assessment, the Group considers whether the contractual cash flows are consistent with a basic lending arrangement i.e. interest includes only consideration for the time value of money, credit risk, other basic lending risks and a profit margin that is consistent with a basic lending arrangement. Where the contractual terms introduce exposure to risk or volatility that are inconsistent with a basic lending arrangement, the related financial asset is classified and measured at fair value through profit or loss.

The Group classifies its financial liabilities at amortised costs unless it has designated liabilities at fair value through the profit and loss account or is required to measure liabilities at fair value through profit or loss such as derivative liabilities.

### **3.3.3 Financial assets measured at amortised cost**

A 'debt instrument' is measured at amortised cost if both the following conditions are met:

- a. The financial asset is held within a business model with the objective to hold financial assets to collect contractual cash flows and
- b. The contractual terms of the financial asset give rise on specified dates to cash flows that are solely payments of principal and interest (SPPI) on the principal amount outstanding.

After initial measurement at fair value plus directly attributable costs, these financial assets are subsequently measured at amortised cost using the effective interest rate (EIR) method. Amortised cost is calculated by considering any discount or premium on acquisition and fees or costs that are an integral part of the EIR. The EIR amortisation is included in interest income in the profit or loss. The losses arising from impairment are recognised in the Statement of Profit and Loss. Any gain or loss on derecognition is also recognised in statement of profit and loss.

### **3.3.4 Financial assets measured at fair value through other comprehensive income**

A 'debt instrument' is measured at fair value through other comprehensive income if both the following conditions are met:

- a. The financial asset is held within a business model with the objective to hold financial assets to collect contractual cash flows and selling the assets and
- b. The contractual terms of the financial asset give rise on specified dates to cash flows that are solely payments of principal and interest (SPPI) on the principal amount outstanding

Debt instruments included within the FVOCI category are measured at each reporting date at fair value with such changes being recognised in other comprehensive income (OCI). The interest income on these assets is recognised in profit or loss. Impairment losses or reversals, interest revenue and foreign exchange gains and losses are recognised in profit and loss. Upon disposal, the cumulative gain or loss previously recognised in other comprehensive income is reclassified from equity to the income statement.

**3.3.5 Financial Instrument measured at fair value through profit or loss**

Any debt instrument, which does not meet the criteria for categorization as at amortized cost or as FVTOCI, is classified as at FVTPL. In addition, debt instruments that meet the amortised cost criteria or the FVTOCI criteria but are designated as at FVTPL are measured at FVTPL.

A financial asset that meets the amortised cost criteria or debt instruments that meet the FVOCI criteria may be designated as at FVTPL upon initial recognition, if such designation eliminates or significantly reduces a measurement or recognition inconsistency that would arise from measuring assets or liabilities or recognising the gains and losses on them on different bases.

Group's investment is classified as FVTPL, if it is acquired or incurred principally for the purpose of selling or repurchasing in the near term, or forms part of a portfolio of financial instruments that are managed together and for which there is evidence of short-term profit taking.

Financial instruments held at fair value through profit or loss, are initially recognised at fair value, with transaction costs recognised in the income statement as incurred. Subsequently, they are measured at fair value and any gains or losses are recognised in the income statement as they arise.

**3.3.6 Equity instruments**

The Group subsequently measures investment in equity investments at fair value through profit or loss, unless the Group's management has elected to classify irrevocably some of its equity investments as equity instruments at FVOCI, when such instruments meet the definition of Equity under Ind AS 32 *Financial Instruments: Presentation* and are not held for trading. Such classification is determined on an instrument-by-instrument basis.

Gains and losses on these equity instruments classified at FVOCI are never recycled to profit or loss. Dividends are recognised in profit or loss as dividend income when the right of the payment has been established, except when the Group benefits from such proceeds as a recovery of part of the cost of the instrument, in which case, such gains are recorded in OCI.

**B. Financial Liabilities****Initial recognition and measurement**

All financial liabilities are initially recognised at fair value. Transaction cost that are directly attributable to the acquisition or the issue of financial liability, which are not at fair value through profit or loss, are adjusted to fair value at initial recognition.

**Subsequent measurement**

Financial liabilities are subsequently carried at amortized cost using the effective interest method.

**3.4 Derecognition of financial assets and liabilities****3.4.1 Financial Asset**

A financial asset (or, where applicable, a part of a financial asset or part of a group of similar financial assets) is derecognised when the rights to receive cash flows from the financial asset have expired. The Group also derecognises the financial asset if it has both transferred the financial asset and the transfer qualifies for derecognition.



The Group has transferred the financial asset if, and only if, either:

- a) The Group has transferred its contractual rights to receive cash flows from the financial asset  
or
- b) It retains the rights to the cash flows, but has assumed an obligation to pay the received cash flows in full without material delay to a third party under a 'pass-through' arrangement

Pass-through arrangements are transactions whereby the Group retains the contractual rights to receive the cash flows of a financial asset (the 'original asset'), but assumes a contractual obligation to pay those cash flows to one or more entities (the 'eventual recipients'), when all of the following three conditions are met:

- ▶ The Group has no obligation to pay amounts to the eventual recipients unless it has collected equivalent amounts from the original asset, excluding short-term advances with the right to full recovery of the amount lent plus accrued interest at market rates
- ▶ The Group cannot sell or pledge the original asset other than as security to the eventual recipients
- ▶ The Group has to remit any cash flows it collects on behalf of the eventual recipients without material delay. In addition, the Group is not entitled to reinvest such cash flows, except for investments in cash or cash equivalents including interest earned, during the period between the collection date and the date of required remittance to the eventual recipients.

A transfer only qualifies for derecognition if either:

- ▶ The Group has transferred substantially all the risks and rewards of the asset  
or
- ▶ The Group has neither transferred nor retained substantially all the risks and rewards of the asset, but has transferred control of the asset

The Group considers control to be transferred if and only if, the transferee has the practical ability to sell the asset in its entirety to an unrelated third party and is able to exercise that ability unilaterally and without imposing additional restrictions on the transfer.

When the Group has neither transferred nor retained substantially all the risks and rewards and has retained control of the asset, the asset continues to be recognised only to the extent of the Group's continuing involvement, in which case, the Group also recognises an associated liability. The transferred asset and the associated liability are measured on a basis that reflects the rights and obligations that the Group has retained.

### **3.4.2 Financial Liability**

A financial liability is derecognised when the obligation under the liability is discharged, cancelled or expires. Where an existing financial liability is replaced by another from the same lender on substantially different terms, or the terms of an existing liability are substantially modified, such an exchange or modification is treated as de recognition of the original liability and the recognition of a new liability. The difference between the carrying value of the original financial liability and the consideration paid is recognised in profit or loss.

### **3.5 Offsetting**

Financial assets and financial liabilities are generally reported gross in the balance sheet. Financial assets and liabilities are offset, and the net amount is presented in the balance sheet when the Group has a legal right

to offset the amounts and intends to settle on a net basis or to realise the asset and settle the liability simultaneously in all the following circumstances:

- a. The normal course of business
- b. The event of default
- c. The event of insolvency or bankruptcy of the Group and/or its counter parties.

### **3.6 Impairment of financial assets**

#### **3.6.1 Overview of the Expected Credit Loss (ECL) principles**

The Group has created provisions on all financial assets except for financial assets classified as FVTPL, based on the expected credit loss method.

The ECL provision is based on the credit losses expected to arise over the life of the asset (the lifetime expected credit loss), unless there has been no significant increase in credit risk since origination, in which case, the allowance is based on the 12 months' expected credit loss. The 12-month ECL is the portion of Lifetime ECL that represent the ECLs that result from default events on financial assets that are possible within the 12 months after the reporting date.

The Group performs an assessment, at the end of each reporting period, of whether a financial instrument's credit risk has increased significantly since initial recognition, by considering the change in the risk of default occurring over the remaining life of the financial instrument.

Based on the above process, the Group categorises its loans into three stages as described below:

##### For non-impaired financial instruments

- Stage 1 is comprised of all non-impaired financial instruments which have not experienced a significant increase in credit risk (SICR) since initial recognition. A 12-month ECL provision is made for stage 1 financial instruments. In assessing whether credit risk has increased significantly, the Group compares the risk of a default occurring on the financial instrument as at the reporting date, with the risk of a default occurring on the financial instrument as at the date of initial recognition.
- Stage 2 is comprised of all non-impaired financial instruments which have experienced a SICR since initial recognition. The Group recognises lifetime ECL for stage 2 financial instruments. In subsequent reporting periods, if the credit risk of the financial instrument improves such that there is no longer a SICR since initial recognition, then entities recognize 12 months of ECL.

##### For impaired financial instruments:

Financial instruments are classified as stage 3 when there is objective evidence of impairment as a result of one or more loss events that have occurred after initial recognition with a negative impact on the estimated future cash flows of a loan or a portfolio of loans. The Group recognises lifetime ECL for impaired financial instruments.

#### **3.6.2 The calculation of ECLs**

The mechanics of the ECL calculations are outlined below and the key elements are, as follows:

**Probability of Default (PD)** - The Probability of Default is an estimate of the likelihood of default over a given time horizon.

The Group uses historical information where available to determine PD. Considering the different products and schemes, the Group has bifurcated its loan portfolio into various pools. PD is calculated using Incremental NPA approach considering fresh slippage using historical information.

**Exposure at Default (EAD)** - The Exposure at Default is an estimate of the exposure at a future default date, considering expected changes in the exposure after the reporting date, including repayments of principal and interest, whether scheduled by contract or otherwise, expected drawdowns on committed facilities, and accrued interest from missed payments.

**Loss Given Default (LGD)** – The Loss Given Default is an estimate of the loss arising in the case where a default occurs at a given time. It is based on the difference between the contractual cash flows due and those that the lender would expect to receive.

#### **Forward looking information**

While estimating the expected credit losses, the Group reviews macro-economic developments occurring in the economy and market it operates in. On a periodic basis, the Group analyses if there is any relationship between key economic trends like GDP, unemployment rates, benchmark rates set by the Reserve Bank of India, inflation etc. with the estimate of PD, LGD determined by the Group based on its internal data. While the internal estimates of PD, LGD rates by the Group may not be always reflective of such relationships, temporary overlays, if any, are embedded in the methodology to reflect such macro-economic trends reasonably.

#### **Write-offs**

Loans are written off (either partially or in full) when there is no realistic prospect of recovery. This is generally the case when it is determined that the customer does not have assets or sources of income that could generate sufficient cash flows to repay the amounts subjected to write-offs. Any subsequent recoveries against such loans are credited to the statement of profit and loss.

#### **Collateral**

To mitigate its credit risks on financial assets, the Group seeks to use collateral, where possible. The collateral comes in various forms, such as gold, cash, securities, letters of credit/guarantees, stock, current asset etc. However, the fair value of collateral affects the calculation of ECLs. The fair value of the same is based on data provided by third party or management judgements.

#### **Impairment of Trade receivables**

The Group follows 'simplified approach' for recognition of impairment loss allowance on trade receivables. The Group uses a provision matrix to determine impairment loss allowance on portfolio of its trade receivables. The provision matrix is based on its historically observed default rates over the expected life of the trade receivables.

### **3.7 Determination of fair value**

The Group measures financial instruments, such as, investments at fair value at each balance sheet date.

Fair value is the price that would be received to sell an asset or paid to transfer a liability in an orderly transaction between market participants at the measurement date. The fair value measurement is based on the presumption that the transaction to sell the asset or transfer the liability takes place either:

- i. In the principal market for the asset or liability, or
- ii. In the absence of a principal market, in the most advantageous market for the asset or liability

The principal or the most advantageous market must be accessible by the Group.

The fair value of an asset or a liability is measured using the assumptions that market participants would use when pricing the asset or liability, if market participants act in their economic best interest.

A fair value measurement of a non-financial asset considers a market participant's ability to generate economic benefits by using the asset in its highest and best use or by selling it to another market participant that would use the asset in its highest and best use.

The Group uses valuation techniques that are appropriate in the circumstances and for which enough data are available to measure fair value, maximising the use of relevant observable inputs and minimising the use of unobservable inputs.

The financial instruments are classified based on a hierarchy of valuation techniques, as summarised below:

Level 1 financial instruments – Those where the inputs used in the valuation are unadjusted quoted prices from active markets for identical assets or liabilities that the Group has access to at the measurement date. The Group considers markets as active only if there are sufficient trading activities with regards to the volume and liquidity of the identical assets or liabilities and when there are binding and exercisable price quotes available on the balance sheet date.

Level 2 financial instruments – Those where the inputs that are used for valuation and are significant, are derived from directly or indirectly observable market data available over the entire period of the instrument's life. Such inputs include quoted prices for similar assets or liabilities in active markets, quoted prices for identical instruments in inactive markets and observable inputs other than quoted prices such as interest rates and yield curves, implied volatilities, and credit spreads. In addition, adjustments may be required for the condition or location of the asset or the extent to which it relates to items that are comparable to the valued instrument. However, if such adjustments are based on unobservable inputs which are significant to the entire measurement, the Group will classify the instruments as Level 3.

Level 3 financial instruments – Those that include one or more unobservable input that is significant to the measurement as whole.

### **3.8 Foreign Currency translation**

Transactions in foreign currencies are initially recorded in the functional currency at the spot rate of exchange ruling at the date of the transaction. However, for practical reasons, the Group uses an average rate if the average approximates the actual rate at the date of the transaction.

Monetary assets and liabilities denominated in foreign currencies are retranslated into the functional currency at the spot rate of exchange at the reporting date. All differences arising on non-trading activities are taken to other income/expense in the statement of profit and loss.

Non-monetary items that are measured at historical cost in a foreign currency are translated using the spot exchange rates as at the date of recognition.

**3.9 Finance cost**

Finance costs represents Interest expense recognised by applying the Effective Interest Rate (EIR) to the gross carrying amount of financial liabilities other than financial liabilities classified as FVTPL.

Interest expense includes issue costs that are initially recognized as part of the carrying value of the financial liability and amortized over the expected life using the effective interest method. These include fees and commissions payable to advisers and other expenses such as external legal costs, provided these are incremental costs that are directly related to the issue of a financial liability.

**3.10 Other income and expenses**

All Other income and expense are recognized in the period they occur.

**3.11 Cash and cash equivalents**

Cash and cash equivalent in the balance sheet comprise cash at banks and on hand, short-term deposits with an original maturity of three months or less and forex balances, which are subject to an insignificant risk of changes in value.

For the purpose of the statement of cash flows, cash and cash equivalents consist of cash and short- term deposits, as defined above, net of outstanding bank overdrafts, if any as they are considered an integral part of the Group's cash management.

**3.12 Property, plant and equipment**

Property, plant and equipment (PPE) are measured at cost less accumulated depreciation and accumulated impairment, (if any). The total cost of assets comprises its purchase price, freight, duties, taxes and any other incidental expenses directly attributable to bringing the asset to the location and condition necessary for it to be capable of operating in the manner intended by the management.

Changes in the expected useful life are accounted for by changing the amortisation period or methodology, as appropriate, and treated as changes in accounting estimates.

Subsequent expenditure related to an item of tangible asset are added to its gross value only if it increases the future benefits of the existing asset, beyond its previously assessed standards of performance and cost can be measured reliably. Other repairs and maintenance costs are expensed off as and when incurred.

**3.12.1 Depreciation**

Tangible assets are stated at historical cost less accumulated depreciation. Cost comprises the purchase price and any attributable cost of bringing the asset to its working condition for its intended use.

Depreciation is charged based on a review by the management during the year and at the rates derived based on the useful lives of the assets as specified in Schedule II of the Companies Act, 2013 or estimated useful lives estimated by the respective management based on technical evaluation. The holding company and one of its subsidiaries, Muthoot Microfin Limited follow the Straight Line Method for providing depreciation whereas the two other subsidiaries follow Written Down Value Method. The estimated useful lives are as follows:

**MUTHOOT FINCORP LIMITED****Annexure V – Notes to Reformatted Consolidated Financial Statements**

| Particulars            | Useful life   |
|------------------------|---------------|
| Buildings              | 60 years      |
| Computer               | 3 years       |
| Furniture and Fixtures | 5 to 30 years |
| Plant and Equipment    | 5 to 20 years |
| Vehicles               | 5 to 8 years  |
| Windmill               | 22 years      |
| Office equipment       | 5 to 15 years |
| Electrical Equipment's | 5 to 10 years |

Leasehold improvements and assets held under finance leases are depreciated over the shorter of lease term or their useful life. The residual values, useful lives and methods of depreciation of property, plant and equipment are reviewed at each financial year end and adjusted prospectively, if appropriate.

Property plant and equipment is derecognised on disposal or when no future economic benefits are expected from its use. Any gain or loss arising on derecognition of the asset (calculated as the difference between the net disposal proceeds and the carrying amount of the asset) is recognised in other income / expense in the statement of profit and loss in the year the asset is derecognised. The date of disposal of an item of property, plant and equipment is the date the recipient obtains control of that item in accordance with the requirements for determining when a performance obligation is satisfied in Ind AS 115.

**3.13 Capital work-in-progress**

Capital work-in-progress are carried at cost, comprising direct cost and related incidental expenses. Assets which are not ready for intended use are also shown under capital work-in-progress.

**3.14 Intangible assets**

The Group's intangible assets consist of computer software.

An intangible asset is recognised only when its cost can be measured reliably, and it is probable that the expected future economic benefits that are attributable to it will flow to the Group.

Intangible assets acquired separately are measured on initial recognition at cost. The cost of an intangible asset comprises its purchase price and any directly attributable expenditure on making the asset ready for its intended use and net of any trade discounts and rebates. Following initial recognition, intangible assets are carried at cost less any accumulated amortisation and any accumulated impairment losses.

Intangible assets are amortised by the Group over a period of 3 years, except in case of Muthoot Pappachan Technologies Limited where the computer software is amortised over a period of 10 years or over the estimated useful lives.

Gains or losses from derecognition of intangible assets are measured as the difference between the net disposal proceeds and the carrying amount of the asset are recognised in the Statement of Profit and Loss when the asset is derecognised.

**3.15 Investment Property**

Properties, held to earn rentals and/or capital appreciation are classified as investment property and measured and reported at cost, including transaction costs. For transition to Ind AS, the Group had elected to adopt as deemed cost, the carrying value of investment property as per Indian GAAP less accumulated depreciation and cumulative impairment (if any) as on the transition date of April 1, 2017.

An investment property is derecognised upon disposal or when the investment property is permanently withdrawn from use and no future economic benefits are expected from the disposal. Any gain or loss arising on derecognition of property is recognised in the Statement of Profit and Loss in the same period.

**3.16 Impairment of non-financial assets**

The Groups assesses, at each reporting date, whether there is an indication that an asset may be impaired. If any indication exists, or when annual impairment testing for an asset is required, the Group estimates the asset's recoverable amount. An asset's recoverable amount is the higher of an asset's or cash-generating unit's (CGU) fair value less costs of disposal and its value in use. Recoverable amount is determined for an individual asset, unless the asset does not generate cash inflows that are largely independent of those from other assets or groups of assets. When the carrying amount of an asset or CGU exceeds its recoverable amount, the asset is considered impaired and is written down to its recoverable amount.

In assessing value in use, the estimated future cash flows are discounted to their present value using a pre-tax discount rate that reflects current market assessments of the time value of money and the risks specific to the asset. In determining fair value less costs of disposal, recent market transactions are considered. If no such transactions can be identified, an appropriate valuation model is used. These calculations are corroborated by valuation multiples, quoted share prices for publicly traded companies or other available fair value indicators.

An assessment is made at each reporting date to determine whether there is an indication that previously recognised impairment losses no longer exist or have decreased. If such indication exists, the Group estimates the asset's or CGU's recoverable amount. A previously recognised impairment loss is reversed only if there has been a change in the assumptions used to determine the asset's recoverable amount since the last impairment loss was recognised. The reversal is limited so that the carrying amount of the asset does not exceed its recoverable amount, nor exceed the carrying amount that would have been determined, net of depreciation, had no impairment loss been recognised for the asset in prior years. Such reversal is recognised in the statement of profit or loss unless the asset is carried at a revalued amount, in which case, the reversal is treated as a revaluation increase.

**3.17 Post-employment benefits****3.17.1 Defined contribution schemes**

Contributions to the Employees Provident Fund Scheme maintained by the Central Government, Employee State Insurance Corporation (ESIC) etc. are accounted for on an accrual basis. Retirement benefit in the form of provident fund is a defined contribution scheme.

The Group has no obligation, other than the contribution payable under the schemes. The Group recognizes contribution payable to the provident fund scheme / ESIC as expenditure, when an employee renders the related service. If the contribution payable to the scheme / ESIC for service received before the balance sheet

date exceeds the contribution already paid, the deficit payable to the scheme is recognized as a liability after deducting the contribution already paid. If the contribution already paid exceeds the contribution due for services received before the balance sheet date, then excess is recognized as an asset.

### **3.17.2 Defined Benefit schemes**

#### *Gratuity*

The Group provides for gratuity covering eligible employees under which a lumpsum payment is paid to vested employees at retirement, death, incapacitation or termination of employment, of an amount reckoned on the respective employee's salary and his tenor of employment with the Group. The Group accounts for its liability for future gratuity benefits based on actuarial valuation determined at each Balance Sheet date by an Independent Actuary using Projected Unit Credit Method. The Group makes contributions to a Gratuity Fund administered by the Life Insurance Corporation of India.

The obligation is measured at the present value of the estimated future cash flows. The discount rates used for determining the present value of the obligation under defined benefit plan are based on the market yields on Government Securities as at the Balance Sheet date.

An actuarial valuation involves making various assumptions that may differ from actual developments in the future. These include the determination of the discount rate, future salary increases and mortality rates. Due to the complexities involved in the valuation and its long-term nature, these liabilities are highly sensitive to changes in these assumptions. All assumptions are reviewed at each reporting date.

Re-measurement, comprising of actuarial gains and losses (excluding amounts included in net interest on the net defined benefit liability), are recognized immediately in the balance sheet with a corresponding debit or credit to retained earnings through OCI in the period in which they occur. Re-measurements are not reclassified to statement of profit and loss in subsequent periods.

### **3.18 Share Based Payments**

The Group has formulated an Employees Stock Option Scheme to be administered through respective Trusts for its subsidiaries MML and MHFCL. The fair value of options granted under Employee Stock Option Plan is recognised as an employee benefits expense with a corresponding increase in other equity. The total amount to be expensed is determined by reference to the fair value of the options. The total expense is recognised over the vesting period, which is the period over which all of the specified vesting conditions are to be satisfied. At the end of each period, the estimates of the number of options that are expected to vest based on the non-market vesting and service conditions are revised. It recognises the impact of the revision to original estimates, if any, in Statement of Profit and Loss, with a corresponding adjustment to equity.

### **3.19 Provisions**

Provisions are recognised when the enterprise has a present obligation (legal or constructive) as a result of past events, and it is probable that an outflow of resources embodying economic benefits will be required to settle the obligation, and a reliable estimate can be made of the amount of the obligation.

When the effect of the time value of money is material, the enterprise determines the level of provision by discounting the expected cash flows at a pre-tax rate reflecting the current rates specific to the liability. The expense relating to any provision is presented in the statement of profit and loss net of any reimbursement.



**3.20 Assets held for sale**

Assets possessed against the settlement of loans are carried in the balance sheet at a value of outstanding principal loan amount or fair value of asset whichever is lower. In case the fair value of the asset acquired is lower than the outstanding principal loan amount; then the shortfall is to be provided for in the books of account in such financial year.

These assets are classified as 'Assets held for sale' under 'Non-financial assets' till the asset acquired is finally disposed. The outstanding overdue interest and other charges will be accounted on realization basis.

Further, if on disposal of the assets so acquired, the sale proceed is higher than the receivable amount (including outstanding loan, outstanding overdue interest, other charges and interest), then the Company will refund the excess amount to the borrowers.

**3.21 Taxes**

Income tax expense represents the sum of current tax and deferred tax.

**3.21.1 Current Tax**

Current tax is the amount of income taxes payable in respect of taxable profit for a period. Taxable profit differs from 'profit before tax' as reported in the Statement of Profit and Loss because of items of income or expense that are taxable or deductible in other years and items that are never taxable or deductible in accordance with applicable tax laws.

Interest income / expenses and penalties, if any, related to income tax are included in current tax expense. The tax rates and tax laws used to compute the amount are those that are enacted, or substantively enacted, by the end of reporting date in India where the Group operates and generates taxable income.

Current income tax relating to items recognised outside profit or loss is recognised outside profit or loss (either in other comprehensive income or in equity). Current tax items are recognised in correlation to the underlying transaction either in OCI or directly in equity. Management periodically evaluates positions taken in the tax returns with respect to situations in which applicable tax regulations are subject to interpretation and establishes provisions where appropriate.

**3.22.2 Deferred tax**

Deferred tax assets and liabilities are recognised for temporary differences arising between the tax bases of assets and liabilities and their carrying amounts. Deferred income tax is determined using tax rates (and laws) that have been enacted or substantively enacted by the reporting date and are expected to apply when the related deferred income tax asset is realised, or the deferred income tax liability is settled.

Deferred tax assets are only recognised for temporary differences, unused tax losses and unused tax credits if it is probable that future taxable amounts will arise to utilise those temporary differences and losses. Deferred tax assets are reviewed at each reporting date and are reduced to the extent that it is no longer probable that the related tax benefit will be realised.

Deferred tax assets and liabilities are offset where there is a legally enforceable right to offset current tax assets and liabilities and they relate to income taxes levied by the same tax authority on the same taxable entity, or on different tax entities, but they intend to settle current tax liabilities and assets on a net basis or their tax assets and liabilities are realised simultaneously.

**3.22.3 Goods and services tax /value added taxes paid on acquisition of assets or on incurring expenses**

Expenses and assets are recognised net of the goods and services tax/value added taxes paid, except:

- i. When the tax incurred on a purchase of assets or services is not recoverable from the taxation authority, in which case, the tax paid is recognised as part of the cost of acquisition of the asset or as part of the expense item, as applicable
- ii. When receivables and payables are stated with the amount of tax included

The net amount of tax recoverable from, or payable to, the taxation authority is included as part of receivables or payables in the balance sheet.

**3.22 Contingent Liabilities and assets**

A contingent liability is a possible obligation that arises from past events whose existence will be confirmed by the occurrence or non-occurrence of one or more uncertain future events beyond the control of the Group or a present obligation that is not recognized because it is not probable that an outflow of resources will be required to settle the obligation. A contingent liability also arises in extremely rare cases where there is a liability that cannot be recognized because it cannot be measured reliably. The Group does not recognize a contingent liability but discloses its existence in the financial statements.

A contingent asset is a possible asset that arises from past events and whose existence will be confirmed only by the occurrence or non-occurrence of one or more uncertain future events not wholly within the control of the entity. The Group does not have any contingent assets in the financial statements.

**3.23 Earnings Per Share**

The Group reports basic and diluted earnings per share in accordance with Ind AS 33 on Earnings per share. Basic EPS is calculated by dividing the net profit or loss for the year attributable to equity shareholders (after deducting preference dividend and attributable taxes) by the weighted average number of equity shares outstanding during the year.

For calculating diluted earnings per share, the net profit or loss for the year attributable to equity shareholders and the weighted average number of shares outstanding during the year are adjusted for the effects of all dilutive potential equity shares. Dilutive potential equity shares are deemed converted as of the beginning of the period, unless they have been issued at a later date. In computing the dilutive earnings per share, only potential equity shares that are dilutive and that either reduces the earnings per share or increases loss per share are included.

**3.24 Dividends on ordinary shares**

The Group recognises a liability to make distributions to equity holders of the Group when the distribution is authorised, and the distribution is no longer at the discretion of the Group. As per the corporate laws in India, a distribution is authorised when it is approved by the shareholders. A corresponding amount is recognised directly in equity.

**3.25 Leases**

The determination of whether an arrangement is a lease, or contains a lease, is based on the substance of the arrangement and requires an assessment of whether the fulfilment of the arrangement is dependent on the use of a specific asset or assets or whether the arrangement conveys a right to use the asset.

***Prior to April 1, 2019******Group as a lessee***

Leases that do not transfer to the Company substantially all the risks and benefits incidental to ownership of the leased assets are operating leases. Operating lease payments are recognised as an expense in the statement of profit and loss on a straight-line basis over the lease term, unless the increase is in line with expected general inflation, in which case lease payments are recognised based on contractual terms. Contingent rental payable is recognised as an expense in the period in which it is incurred.

***Group as a lessor***

Leases where the Company does not transfer substantially all the risks and benefits incidental to ownership of the leased items are operating leases. Rental Income arising from operating leases is accounted for on a straight-line basis over the lease terms and is included in rental income in the statement of profit and loss, unless the increase is in line with expected general inflation, in which case lease income is recognised based on contractual terms. Initial direct costs incurred in negotiating operating leases are added to the carrying amount of the leased asset and recognised over the lease term on the same basis as rental income.

***Transition to Ind AS 116***

The Ministry of Corporate Affairs (“MCA”) through Companies (Indian Accounting Standards) Amendment Rules, 2019 and Companies (Indian Accounting Standards) Second Amendment Rules, has notified Ind AS 116 Leases which replaces the existing lease standard, Ind AS 17 Leases, and other interpretations. Ind AS 116 sets out the principles for recognition, measurement, presentation and disclosure of leases for both lessees and lessors. It introduces single, on-balance sheet lease accounting model for leases.

The Group has adopted Ind AS 116, effective annual reporting period beginning April 1, 2019, using modified retrospective approach and accordingly previous period information has not been reinstated.

***Group as a lessee***

The Groups lease asset class consists of building, equipment and vehicles. The Group assesses whether a contract contains a lease, at inception of a contract. A contract is, or contains, a lease if the contract conveys the right to control the use of an identified asset for a period of time in exchange for consideration. The Group has, at the date of transition, recognized a right-of use asset and a corresponding lease liability for all lease arrangements in which it is a lessee, except for leases with a term of twelve months or less (short term lease) and low value assets. For these short-term and low value leases, the Group recognizes the lease payments as an operating expense on a straight-line basis over the term of the lease.

The right-of-use assets are recognized at cost, which comprises the present value of the lease liability as at the date of transition. Right-of-use assets are depreciated on a straight-line basis over the shorter of the balance lease term and useful life of the underlying asset. The lease liability is initially measured at amortised cost at the present value of the future lease payments. The lease payments are discounted using the interest rate implicit on the lease or, if not readily determinable, using the incremental borrowing rates. Interest accrued on lease liability and lease payments made, are subsequently adjusted to the initial recognition of lease liability.

On application of Ind AS 116, the nature of expenses has changed from lease rent in previous periods to depreciation cost for the right-to-use asset, and finance cost for interest accrued on lease liability. For leases that were classified as finance lease applying Ind AS 17, the carrying amount of the right-of-use asset and the

lease liability at the date of transition to Ind AS 116 is the carrying amount of the lease asset and the lease liability on the transition date as measured applying Ind AS 17.

*Group as a lessor*

Leases where the Group does not transfer substantially all the risks and benefits incidental to ownership of the leased items are operating leases. Rental Income arising from operating leases is accounted for on a straight-line basis over the lease terms and is included in rental income in the statement of profit and loss.

### **3.26 Cash flow statement**

Cash flows are reported using indirect method, whereby net profits before tax is adjusted for the effects of transactions of a non-cash nature and any deferrals or accruals of past or future cash receipts or payments and items of income or expenses associated with investing or financing cash flows. The cash flows from regular revenue generating (operating activities), investing and financing activities of the Group are segregated.

## **4. Significant accounting judgements, estimates and assumptions**

The preparation of financial statements in conformity with the Ind AS requires the management to make judgments, estimates and assumptions that affect the reported amounts of revenues, expenses, assets and liabilities and the accompanying disclosure and the disclosure of contingent liabilities, at the end of the reporting period. Estimates and underlying assumptions are reviewed on an ongoing basis. Revisions to accounting estimates are recognised in the period in which the estimates are revised, and future periods are affected. Although these estimates are based on the management's best knowledge of current events and actions, uncertainty about these assumptions and estimates could result in the outcomes requiring a material adjustment to the carrying amounts of assets or liabilities in future periods.

In particular, information about significant areas of estimation, uncertainty and critical judgments in applying accounting policies that have the most significant effect on the amounts recognized in the financial statements is included in the following notes:

### **4.1 Business Model Assessment**

Classification and measurement of financial assets depends on the results of the SPPI and the business model test. The Group determines the business model at a level that reflects how groups of financial assets are managed together to achieve a business objective. This assessment includes judgement reflecting all relevant evidence including how the performance of the assets is evaluated and their performance measured, the risks that affect the performance of the assets and how these are managed and how the managers of the assets are compensated. The Group monitors financial assets measured at amortised cost or fair value through other comprehensive income that are derecognised prior to their maturity to understand the reason for their disposal and whether the reasons are consistent with the objective of the business for which the asset was held. Monitoring is part of the Group's continuous assessment of whether the business model for which the remaining financial assets are held continues to be appropriate and if it is not appropriate whether there has been a change in business model and so a prospective change to the classification of those assets.

### **4.2 Defined employee benefit assets and liabilities**

The cost of the defined benefit gratuity plan and the present value of the gratuity obligation are determined using actuarial valuations. An actuarial valuation involves making various assumptions that may differ from actual developments in the future. These include the determination of the discount rate, future salary

increases and mortality rates. Due to the complexities involved in the valuation and its long-term nature, a defined benefit obligation is highly sensitive to changes in these assumptions. All assumptions are reviewed at each reporting date.

#### **4.3 Fair value measurement:**

When the fair values of financial assets and financial liabilities recorded in the balance sheet cannot be measured based on quoted prices in active markets, their fair value is measured using various valuation techniques. The inputs to these models are taken from observable markets where possible, but where this is not feasible, a degree of judgment is required in establishing fair values. Judgments include considerations of inputs such as liquidity risk, credit risk and volatility. Changes in assumptions about these factors could affect the reported fair value of financial instruments.

#### **4.4 Impairment of financial assets**

The measurement of impairment losses across all categories of financial assets requires judgement the estimation of the amount and timing of future cash flows and collateral values when determining impairment losses and the assessment of a significant increase in credit risk. These estimates are driven by several factors, changes in which can result in different levels of allowances.

It has been the Group's policy to regularly review its models in the context of actual loss experience and adjust when necessary.

#### **4.5 Effective Interest Rate (EIR) method**

The Group's EIR methodology, recognises interest income / expense using a rate of return that represents the best estimate of a constant rate of return over the expected behavioural life of loans given / taken and recognises the effect of potentially different interest rates at various stages and other characteristics of the product life cycle (including prepayments and penalty interest and charges).

This estimation, by nature, requires an element of judgement regarding the expected behaviour and lifecycle of the instruments, as well expected changes to India's base rate and other fee income/expense that are integral parts of the instrument.

#### **4.6 Lease Term**

- The determination of lease term for some lease contracts in which the Company is a lessee, including whether the Company is reasonably certain to exercise lessee options.
- The determination of the incremental borrowing rate used to measure lease liabilities.

#### **4.7 Share based payments**

Estimating fair value for share-based payment transactions requires determination of the most appropriate valuation model, which is dependent on the terms and conditions of the grant. This estimate also requires determination of the most appropriate inputs to the valuation model including the expected life of the share option, volatility and dividend yield and making assumptions about them.

#### **4.8 Estimation of impairment allowance on financial assets amidst COVID-19 pandemic**

Estimates and associated assumptions, especially for determining the impairment allowance for the Group's financial assets, are based on historical experience and other emerging factors on account of the pandemic which may also have an effect on the expected credit loss. The Group believes that the factors considered are reasonable under the current circumstances. The Group has used early indicators of moratorium and

delayed repayment metrics observed along with an estimation of potential stress on probability of default and exposure at default due to COVID pandemic situation in developing the estimates and assumptions to assess the expected credit losses on loans. Given the dynamic nature of the pandemic situation, these estimates are subject to uncertainty and may be affected by the severity and duration of the pandemic.

**4.9 Other estimates:**

These include contingent liabilities, useful lives of tangible and intangible assets etc.

**Muthoot Fincorp Limited**
**Annexure VI - Notes to Reformatted Consolidated Financial Statements**

(Amount in Rs. Lakhs, except share data and unless otherwise stated)

**5 Cash and cash equivalents**

| Particulars   | As at<br>31st March 2020 | As at<br>31st March 2019 |
|---|--------------------------|--------------------------|
| Cash on hand  | 3,788.95                 | 8,798.40                 |
| Cheques on hand   | -                        | 4.03                     |
| Balances with Banks   |                          |                          |
| - in current accounts   | 38,368.92                | 21,715.31                |
| - in deposit accounts having original maturity less than three months | 1,07,824.03              | 64,784.43                |
| Others  |                          |                          |
| -Forex Balance  | 17.32                    | 533.26                   |
| -Balance with cash collection agents                                  | 2.39                     | -                        |
| Cheque in transit   | -                        | 66.71                    |
| <b>Total</b>  | <b>1,50,001.61</b>       | <b>95,902.14</b>         |

**6 Bank Balance other than cash and cash equivalents**

| Particulars   | As at<br>31st March 2020 | As at<br>31st March 2019 |
|---|--------------------------|--------------------------|
| Deposit with original maturity for more than three months but less than twelve months | 19,625.93                | 17,881.02                |
| <b>Total</b>  | <b>19,625.93</b>         | <b>17,881.02</b>         |

**7 Receivables**

| Particulars                                    | As at<br>31st March 2020 | As at<br>31st March 2019 |
|--|--------------------------|--------------------------|
| <b>(I) Trade Receivables</b>                   |                          |                          |
| <b>Receivables considered good - Unsecured</b> |                          |                          |
| Receivables from Money Transfer business       | 406.35                   | 1,160.57                 |
| Wind Mill income receivable                    | 2,500.50                 | 1,627.07                 |
| Other Trade Receivables                        | 970.93                   | 462.90                   |
| <b>Sub-Total</b>                               | <b>3,877.78</b>          | <b>3,250.54</b>          |
| <b>Less: Allowances for Impairment Loss</b>    | <b>-</b>                 | <b>-</b>                 |
| <b>Total Net receivable</b>                    | <b>3,877.78</b>          | <b>3,250.54</b>          |

Trade receivables are non-interest bearing and are short-term in nature. These consist of receivable from Government and other parties, and does not involve any credit risk.

**8 Loans**

| Particulars   | As at<br>31st March 2020 | As at<br>31st March 2019 |
|---|--------------------------|--------------------------|
| <b>Loans (at amortised cost)</b>                      |                          |                          |
| <b>(A)</b>  |                          |                          |
| Retail Loans  | 14,47,385.36             | 12,41,600.12             |
| High Value Loans                                      | 35,879.33                | 36,162.49                |
| Staff Loan  | 73.82                    | 85.95                    |
| Housing loans & other loans                           | 1,07,929.07              | 1,01,290.47              |
| <b>Total (A) - Gross</b>                              | <b>15,91,267.58</b>      | <b>13,79,139.03</b>      |
| Less: Impairment loss allowance                       | (36,362.55)              | (22,120.90)              |
| Less: Additional Impairment loss allowance as per NHB | -                        | (717.65)                 |
| <b>Total (A) - Net</b>                                | <b>15,54,905.03</b>      | <b>13,56,300.48</b>      |

|                                  |                     |                     |
|----------------------------------|---------------------|---------------------|
| <b>(B)</b>                       |                     |                     |
| Secured loans                    | 15,09,634.45        | 12,34,991.50        |
| Unsecured Loans                  | 81,633.13           | 1,44,147.53         |
| <b>Total (B) - Gross</b>         | <b>15,91,267.58</b> | <b>13,79,139.03</b> |
| Less : Impairment loss allowance | (36,362.55)         | (22,838.55)         |
| <b>Total (B) - Net</b>           | <b>15,54,905.03</b> | <b>13,56,300.48</b> |
| <b>(C) Loans in India</b>        |                     |                     |
| i) Public Sector                 | -                   | -                   |
| ii) Others                       | 15,91,267.58        | 13,79,139.03        |
| <b>Total (C) Gross</b>           | <b>15,91,267.58</b> | <b>13,79,139.03</b> |
| Less: Impairment Loss Allowance  | (36,362.55)         | (22,838.55)         |
| <b>Total (C) Net</b>             | <b>15,54,905.03</b> | <b>13,56,300.48</b> |
| <b>Loans (at FVOCI)</b>          |                     |                     |
| <b>(A)</b>                       |                     |                     |
| Other Loans                      | 2,04,524.94         | 2,03,311.65         |
| <b>Total (A) - Gross</b>         | <b>2,04,524.94</b>  | <b>2,03,311.65</b>  |
| Less: Impairment loss allowance  | (6,651.00)          | (2,760.66)          |
| <b>Total (A) - Net</b>           | <b>1,97,873.94</b>  | <b>2,00,550.99</b>  |
| <b>(B)</b>                       |                     |                     |
| Secured loans                    | -                   | -                   |
| Unsecured Loans                  | 2,04,524.94         | 2,03,311.65         |
| <b>Total (B) - Gross</b>         | <b>2,04,524.94</b>  | <b>2,03,311.65</b>  |
| Less : Impairment loss allowance | (6,651.00)          | (2,760.66)          |
| <b>Total (B) - Net</b>           | <b>1,97,873.94</b>  | <b>2,00,550.99</b>  |
| <b>(C) Loans in India</b>        |                     |                     |
| i) Public Sector                 | -                   | -                   |
| ii) Others                       | 2,04,524.94         | 2,03,311.65         |
| <b>Total (C) Gross</b>           | <b>2,04,524.94</b>  | <b>2,03,311.65</b>  |
| Less: Impairment Loss Allowance  | (6,651.00)          | (2,760.66)          |
| <b>Total (C) Net</b>             | <b>1,97,873.94</b>  | <b>2,00,550.99</b>  |
| <b>Total Loans (Net)</b>         | <b>17,52,778.97</b> | <b>15,56,851.47</b> |

<This section has been intentionally left blank>



**Note 8 continued**

**Disclosures on Credit quality and analysis of ECL allowance of the company and its subsidiaries**

**Muthoot Fincorp Limited**

The table below shows the credit quality and the maximum exposure to credit risk based on the Company's internal credit rating system and year-end stage classification. The amounts presented are gross of impairment allowances. Details of the Company's internal grading system are explained in Note 44 and policies on whether ECL allowances are calculated on an individual or collective basis are set out in Note 44

| Particulars                  | As at 31st March 2020 |                  |                  |                     | As at 31st March 2019 |                  |                  |                     |
|------------------------------|-----------------------|------------------|------------------|---------------------|-----------------------|------------------|------------------|---------------------|
|                              | Stage 1               | Stage 2          | Stage 3          | Total               | Stage 1               | Stage 2          | Stage 3          | Total               |
| <b>Internal rating grade</b> |                       |                  |                  |                     |                       |                  |                  |                     |
| <b>Performing</b>            |                       |                  |                  |                     |                       |                  |                  |                     |
| High grade                   | 13,34,171.24          | -                | -                | <b>13,34,171.24</b> | 10,66,256.10          | -                | -                | <b>10,66,256.10</b> |
| Standard grade               | 31,924.57             | -                | -                | <b>31,924.57</b>    | 50,326.70             | -                | -                | <b>50,326.70</b>    |
| Sub-standard grade           | -                     | 17,972.37        | -                | <b>17,972.37</b>    | -                     | 40,815.62        | -                | <b>40,815.62</b>    |
| Past due but not impaired    | -                     | 2,270.25         | -                | <b>2,270.25</b>     | -                     | 18,307.51        | -                | <b>18,307.51</b>    |
| <b>Non-performing</b>        |                       |                  |                  |                     |                       |                  |                  |                     |
| Individually impaired        | -                     | -                | 26,260.47        | <b>26,260.47</b>    | -                     | -                | 31,719.35        | <b>31,719.35</b>    |
| <b>Total</b>                 | <b>13,66,095.81</b>   | <b>20,242.61</b> | <b>26,260.47</b> | <b>14,12,598.90</b> | <b>11,16,582.80</b>   | <b>59,123.13</b> | <b>31,719.35</b> | <b>12,07,425.28</b> |

An analysis of changes in the gross carrying amount and the corresponding ECL allowances in relation to receivables under financing activities is, as follows:

| Particulars  | As at 31st March 2020 |                  |                  |                       | As at 31st March 2019 |                  |                  |                       |
|--|-----------------------|------------------|------------------|-----------------------|-----------------------|------------------|------------------|-----------------------|
|  | Stage 1               | Stage 2          | Stage 3          | Total                 | Stage 1               | Stage 2          | Stage 3          | Total                 |
| <b>Gross carrying amount opening balance</b>         | 11,16,582.79          | 59,123.13        | 31,719.36        | <b>12,07,425.28</b>   | 11,50,388.80          | 35,280.47        | 20,021.89        | <b>12,05,691.16</b>   |
| New assets originated or purchased                   | 32,60,071.57          | -                | -                | <b>32,60,071.57</b>   | 27,74,173.23          | -                | -                | <b>27,74,173.23</b>   |
| Assets derecognised or repaid (excluding write offs) | (27,04,741.41)        | (2,27,709.02)    | (1,17,536.53)    | <b>(30,49,986.96)</b> | (24,77,300.97)        | (1,89,556.10)    | (1,05,582.04)    | <b>(27,72,439.11)</b> |
| Assets written off during the period                 | -                     | -                | (4,911.00)       | <b>(4,911.00)</b>     | -                     | -                | -                | -                     |
| Transfers to Stage 1                                 | -                     | -                | -                | -                     | -                     | -                | -                | -                     |
| Transfers to Stage 2                                 | (1,88,871.79)         | 1,88,871.79      | -                | -                     | (2,13,491.84)         | 2,13,491.84      | -                | -                     |
| Transfers to Stage 3                                 | (1,16,945.36)         | (43.29)          | 1,16,988.65      | -                     | (1,17,186.43)         | (93.08)          | 1,17,279.51      | -                     |
| <b>Gross carrying amount closing balance</b>         | <b>13,66,095.80</b>   | <b>20,242.61</b> | <b>26,260.48</b> | <b>14,12,598.90</b>   | <b>11,16,582.79</b>   | <b>59,123.13</b> | <b>31,719.36</b> | <b>12,07,425.28</b>   |

Reconciliation of ECL balance is given below:

| Particulars   | As at 31st March 2020 |               |                  |                    | As at 31st March 2019 |               |                  |                    |
|---|-----------------------|---------------|------------------|--------------------|-----------------------|---------------|------------------|--------------------|
|   | Stage 1               | Stage 2       | Stage 3          | Total              | Stage 1               | Stage 2       | Stage 3          | Total              |
| ECL allowance - opening balance   | 2,566.53              | 215.10        | 17,587.72        | <b>20,369.35</b>   | 3,409.00              | 93.96         | 14,227.50        | <b>17,730.46</b>   |
| New assets originated or purchased  | 10,457.56             | -             | -                | <b>10,457.56</b>   | 6,364.21              | -             | -                | <b>6,364.21</b>    |
| Assets derecognised or repaid (excluding write offs)                            | (7,657.60)            | (1,333.17)    | (72,698.15)      | <b>(81,688.92)</b> | (6,448.07)            | (655.25)      | (61,668.82)      | <b>(68,772.14)</b> |
| Assets written off during the period  | -                     | -             | (4,911.00)       | <b>(4,911.00)</b>  | -                     | -             | -                | -                  |
| Transfers to Stage 1  | -                     | -             | -                | -                  | -                     | -             | -                | -                  |
| Transfers to Stage 2  | (605.86)              | 605.86        | -                | -                  | (489.77)              | 489.77        | -                | -                  |
| Transfers to Stage 3  | (375.13)              | (0.29)        | 375.42           | -                  | (268.84)              | (0.34)        | 269.18           | -                  |
| Impact on year end ECLs of exposures transferred between stages during the year | -                     | 646.66        | 77,337.19        | <b>77,983.84</b>   | -                     | 286.96        | 64,759.86        | <b>65,046.82</b>   |
| <b>ECL allowance - closing balance</b>  | <b>4,385.50</b>       | <b>134.16</b> | <b>17,691.18</b> | <b>22,210.84</b>   | <b>2,566.53</b>       | <b>215.10</b> | <b>17,587.72</b> | <b>20,369.35</b>   |

<This section has been intentionally left blank>

**Muthoot Microfin Limited**

The table below shows the credit quality and the maximum exposure to credit risk based on the Company's internal credit rating system and year-end stage classification. The amounts presented are gross of impairment allowances. Details of the Company's internal grading system are explained in Note 44 and policies on whether ECL allowances are calculated on an individual or collective basis are set out in Note 44

| Particulars                  | As at 31st March 2020 |                 |                  |                    | As at 31st March 2019 |                 |                 |                    |
|------------------------------|-----------------------|-----------------|------------------|--------------------|-----------------------|-----------------|-----------------|--------------------|
|                              | Stage 1               | Stage 2         | Stage 3          | Total              | Stage 1               | Stage 2         | Stage 3         | Total              |
| <b>Internal rating grade</b> |                       |                 |                  |                    |                       |                 |                 |                    |
| <b>Performing</b>            |                       |                 |                  |                    |                       |                 |                 |                    |
| High grade                   | -                     | -               | -                | -                  | -                     | -               | -               | -                  |
| Standard grade               | 2,51,339.40           | 3,134.70        | -                | <b>2,54,474.10</b> | 2,58,314.18           | 9,587.19        | -               | <b>2,67,901.37</b> |
| Sub-standard grade           | -                     | -               | 20,790.40        | <b>20,790.40</b>   | -                     | -               | 5,833.61        | <b>5,833.61</b>    |
| Past due but not impaired    | -                     | -               | -                | -                  | -                     | -               | -               | -                  |
| <b>Non- performing</b>       |                       |                 |                  |                    |                       |                 |                 |                    |
| Individually impaired        | -                     | -               | -                | -                  | -                     | -               | -               | -                  |
| <b>Total</b>                 | <b>2,51,339.40</b>    | <b>3,134.70</b> | <b>20,790.40</b> | <b>2,75,264.50</b> | <b>2,58,314.18</b>    | <b>9,587.19</b> | <b>5,833.61</b> | <b>2,73,734.98</b> |

An analysis of changes in the gross carrying amount and the corresponding ECL allowances in relation to receivables under financing activities is, as follows:

| Particulars  | As at 31st March 2020 |                 |                  |                      | As at 31st March 2019 |                  |                 |                      |
|--|-----------------------|-----------------|------------------|----------------------|-----------------------|------------------|-----------------|----------------------|
|  | Stage 1               | Stage 2         | Stage 3          | Total                | Stage 1               | Stage 2          | Stage 3         | Total                |
| <b>Gross carrying amount opening balance</b>         | 2,58,314.17           | 11,534.23       | 3,886.58         | <b>2,73,734.98</b>   | 1,78,333.74           | 2,387.67         | 7,263.14        | <b>1,87,984.55</b>   |
| New assets originated or purchased                   | 3,76,425.70           | 5,681.80        | 25,458.10        | <b>4,07,565.60</b>   | 4,55,846.96           | -                | -               | <b>4,55,846.96</b>   |
| Assets derecognised or repaid (excluding write offs) | (3,65,809.28)         | (13,717.10)     | (16,497.20)      | <b>(3,96,023.58)</b> | (3,50,447.78)         | (18,010.90)      | (4,299.52)      | <b>(3,72,758.20)</b> |
| Transfers to Stage 1                                 | 386.80                | (367.90)        | (18.90)          | -                    | 7.50                  | (6.83)           | (0.67)          | -                    |
| Transfers to Stage 2                                 | (3,208.90)            | 3,500.90        | (292.00)         | -                    | (24,971.00)           | 24,971.84        | (0.84)          | -                    |
| Transfers to Stage 3                                 | (15,362.90)           | (961.60)        | 16,324.50        | -                    | (4,798.12)            | 2,192.45         | 2,605.67        | -                    |
| Amounts written off                                  | -                     | -               | (10,606.10)      | <b>(10,606.10)</b>   | -                     | -                | (1,681.20)      | <b>(1,681.20)</b>    |
| Change in fair value of loan assets                  | 593.60                | -               | -                | <b>593.60</b>        | 4,342.87              | -                | -               | <b>4,342.87</b>      |
| <b>Gross carrying amount closing balance</b>         | <b>2,51,339.19</b>    | <b>5,670.33</b> | <b>18,254.98</b> | <b>2,75,264.50</b>   | <b>2,58,314.17</b>    | <b>11,534.23</b> | <b>3,886.58</b> | <b>2,73,734.98</b>   |

Reconciliation of ECL balance is given below:

| Particulars   | As at 31st March 2020 |               |                 |                   | As at 31st March 2019 |               |                 |                   |
|---|-----------------------|---------------|-----------------|-------------------|-----------------------|---------------|-----------------|-------------------|
|   | Stage 1               | Stage 2       | Stage 3         | Total             | Stage 1               | Stage 2       | Stage 3         | Total             |
| ECL allowance - opening balance   | 633.77                | 605.60        | 2,570.43        | <b>3,809.80</b>   | 21.10                 | 0.17          | 2,579.55        | <b>2,600.82</b>   |
| New assets originated or purchased  | 4,251.91              | 35.90         | 2,685.60        | <b>6,973.41</b>   | 1,199.26              | -             | -               | <b>1,199.26</b>   |
| Assets derecognised or repaid (excluding write offs)                            | (604.50)              | (15.90)       | (1,317.50)      | <b>(1,937.90)</b> | (11.85)               | -             | (1,006.05)      | <b>(1,017.90)</b> |
| Transfers to Stage 1  | 7.10                  | (0.80)        | (6.30)          | -                 | 0.63                  | (0.26)        | (0.37)          | -                 |
| Transfers to Stage 2  | (9.10)                | 13.20         | (4.10)          | -                 | (14.64)               | 108.62        | (93.98)         | -                 |
| Transfers to Stage 3  | (43.80)               | (2.30)        | 46.10           | -                 | (589.19)              | 587.72        | 1.47            | -                 |
| Impact on year end ECLs of exposures transferred between stages during the year | (5.40)                | 15.40         | 4,281.70        | <b>4,291.70</b>   | (0.62)                | (90.66)       | 953.81          | <b>862.53</b>     |
| Changes to models and inputs using ECL calculation <sup>1</sup>                 | 1,530.30              | 8.70          | 99.60           | <b>1,638.60</b>   | 29.08                 | 0.01          | 509.65          | <b>538.74</b>     |
| Amounts written off   | -                     | -             | (1,564.90)      | <b>(1,564.90)</b> | -                     | -             | (373.65)        | <b>(373.65)</b>   |
| Additional credit loss provision made by management                             | 2,614.10              | 38.00         | 3,021.60        | <b>5,673.70</b>   | -                     | -             | -               | -                 |
| <b>ECL allowance - closing balance</b>  | <b>8,374.38</b>       | <b>697.80</b> | <b>9,812.23</b> | <b>18,884.41</b>  | <b>633.77</b>         | <b>605.60</b> | <b>2,570.43</b> | <b>3,809.80</b>   |

<This section has been intentionally left blank>

Note 8 continued

**Muthoot Housing Finance Company Limited**

The table below shows the credit quality and the maximum exposure to credit risk based on the Company's internal credit rating system and year-end stage classification. The amounts presented are gross of impairment allowances. Details of the Company's internal grading system are explained in Note 44 and policies on whether ECL allowances are calculated on an individual or collective basis are set out in Note 44

| Particulars                  | As at 31st March 2020 |                 |                 |                    | As at 31st March 2019 |                 |                 |                    |
|------------------------------|-----------------------|-----------------|-----------------|--------------------|-----------------------|-----------------|-----------------|--------------------|
|                              | Stage 1               | Stage 2         | Stage 3         | Total              | Stage 1               | Stage 2         | Stage 3         | Total              |
| <b>Internal rating grade</b> |                       |                 |                 |                    |                       |                 |                 |                    |
| <b>Performing</b>            |                       |                 |                 |                    |                       |                 |                 |                    |
| High grade                   | 93,040.57             | -               | -               | 93,040.57          | 82,366.88             | -               | -               | 82,366.88          |
| Standard grade               | 2,238.31              | -               | -               | 2,238.31           | 5,590.80              | -               | -               | 5,590.80           |
| Sub-standard grade           | -                     | 3,704.45        | -               | 3,704.45           | -                     | 4,046.65        | -               | 4,046.65           |
| Past due but not impaired    | -                     | 5,481.19        | -               | 5,481.19           | -                     | 5,353.43        | -               | 5,353.43           |
| <b>Non-performing</b>        |                       |                 |                 |                    |                       |                 |                 |                    |
| Individually impaired        | -                     | -               | 3,464.60        | 3,464.60           | -                     | -               | 3,932.66        | 3,932.66           |
| <b>Total</b>                 | <b>95,278.88</b>      | <b>9,185.64</b> | <b>3,464.60</b> | <b>1,07,929.12</b> | <b>87,957.68</b>      | <b>9,400.08</b> | <b>3,932.66</b> | <b>1,01,290.42</b> |

An analysis of changes in the gross carrying amount and the corresponding ECL allowances in relation to receivables under financing activities is, as follows:

| Particulars  | As at 31st March 2020 |                 |                 |                    | As at 31st March 2019 |                 |                 |                    |
|--|-----------------------|-----------------|-----------------|--------------------|-----------------------|-----------------|-----------------|--------------------|
|  | Stage 1               | Stage 2         | Stage 3         | Total              | Stage 1               | Stage 2         | Stage 3         | Total              |
| <b>Gross carrying amount opening balance</b>         | 87,957.67             | 9,400.08        | 3,932.67        | 1,01,290.42        | 66,324.13             | 9,308.00        | 3,035.54        | 78,667.67          |
| New assets originated or purchased                   | 29,903.33             | -               | -               | 29,903.33          | 34,683.84             | 93.52           | 31.41           | 34,808.77          |
| Assets derecognised or repaid (excluding write offs) | (20,546.63)           | (1,317.84)      | (1,400.16)      | (23,264.63)        | (9,787.43)            | (1,745.26)      | (653.33)        | (12,186.02)        |
| Transfers to Stage 1                                 | -                     | -               | -               | -                  | -                     | -               | -               | -                  |
| Transfers to Stage 2                                 | (2,035.50)            | 2,035.50        | -               | -                  | (2,225.43)            | 2,225.43        | -               | -                  |
| Transfers to Stage 3                                 | -                     | (932.09)        | 932.09          | -                  | (1,037.44)            | (481.61)        | 1,519.05        | -                  |
| <b>Gross carrying amount closing balance</b>         | <b>95,278.87</b>      | <b>9,185.64</b> | <b>3,464.61</b> | <b>1,07,929.12</b> | <b>87,957.67</b>      | <b>9,400.08</b> | <b>3,932.67</b> | <b>1,01,290.42</b> |

Reconciliation of ECL balance is given below:

| Particulars  | As at 31st March 2020 |               |                 |                 | As at 31st March 2019 |               |               |               |
|--|-----------------------|---------------|-----------------|-----------------|-----------------------|---------------|---------------|---------------|
|  | Stage 1               | Stage 2       | Stage 3         | Total           | Stage 1               | Stage 2       | Stage 3       | Total         |
| ECL allowance - opening balance                      | 116.79                | 159.39        | 426.23          | 702.41          | 74.50                 | 131.25        | 263.01        | 468.76        |
| New assets originated or purchased                   | 191.76                | 263.88        | 999.97          | 1,455.61        | 47.15                 | 1.57          | 3.34          | 52.06         |
| Assets derecognised or repaid (excluding write offs) | (10.49)               | (12.71)       | (216.52)        | (239.72)        | (6.94)                | (32.18)       | (31.08)       | (70.20)       |
| Transfers to Stage 1                                 | 29.08                 | (29.08)       | -               | -               | -                     | 53.32         | 126.07        | 179.39        |
| Transfers to Stage 2                                 | -                     | 28.81         | (28.81)         | -               | 1.80                  | -             | 64.89         | 66.69         |
| Transfers to Stage 3                                 | -                     | -             | -               | -               | 0.28                  | 5.43          | -             | 5.71          |
| <b>ECL allowance - closing balance</b>               | <b>327.14</b>         | <b>410.29</b> | <b>1,180.87</b> | <b>1,918.30</b> | <b>116.79</b>         | <b>159.39</b> | <b>426.23</b> | <b>702.41</b> |

**Transferred financial assets that are derecognised in their entirety but where the Group has continuing involvement**

The Group has sold some loans and advances as a source of finance. As per terms of the deal, risk and reward has been transferred to the customer. Hence, as per the derecognition criteria of IND AS 109, including transfer of substantially all risks and rewards relating to assets being transferred to the buyer being met, the assets have been derecognised. The table below summarises the carrying amount of the derecognised financial assets.

Under previous GAAP, retained interest receivable on loan assignment transactions were recognised over the period of such assigned loans. Under Ind AS, the gain arising on said transactions are recorded upfront by discounting the future cash flows accruing in the form of differential interest on such assigned loan to their present values.

| Particulars                                      | As at<br>31st March 2020 | As at<br>31st March 2019 |
|--|--------------------------|--------------------------|
| Carrying amount of derecognised financial assets | 3,98,083.66              | 3,37,256.11              |
| Gain/(loss) from derecognition                   | 42,861.75                | 26,364.55                |

*Note 8 continued*

**Transferred financial assets that are not derecognised in their entirety**

The Group uses securitisations as a source of finance and a means of risk transfer. The Group securitised its gold and microfinance loans to different entities. These entities are not related to the Group. Also, the Group neither holds any equity or other interest nor controls them.

As per the terms of the agreement, the Group is exposed to first loss amounting to 6% - 7% (2% - 8% as at March 31, 2019) of the amount securitised and therefore continues to be exposed to significant risk and rewards relating to the underlying gold and microfinance loans. These receivables are not derecognised and proceeds received are recorded as a financial liability under borrowings.

The table below outlines the carrying amounts and fair values of all financial assets transferred that are not derecognised in their entirety and associated liabilities.

| Particulars   | As at<br>31st March 2020 | As at<br>31st March 2019 |
|---|--------------------------|--------------------------|
| Carrying amount of assets re - recognised due to non transfer of assets | -                        | 31,934.46                |
| Carrying amount of associated liabilities                               | -                        | 31,934.46                |

The carrying amount of above assets and liabilities is a reasonable approximation of fair value.

<This section has been intentionally left blank>

**Muthoot Fincorp Limited**
**Annexure VI - Notes to Reformatted Consolidated Financial Statements**
*(Amount in Rs. Lakhs, except share data and unless otherwise stated)*
**9 Investments**

| Particulars   | As at<br>31st March 2020 | As at<br>31st March 2019 |
|---|--------------------------|--------------------------|
| <b><u>(i) At Amortized Cost / At Cost</u></b>                                     |                          |                          |
| <b>Debt securities (At Amortized Cost)</b>  |                          |                          |
| <b>Bonds</b>  |                          |                          |
| Bhavishya- Nirman Bond  | -                        | -                        |
| St. Gregorious Medical Mission Bonds  | 300.00                   | 300.00                   |
| <b>Unlisted Debentures</b>  |                          |                          |
| Investment Jalgaon Investments Private Limited                                    | -                        | -                        |
| Investment Richa Lifespace Private Limited  | 612.50                   | 612.50                   |
| Investment Diyug Construction Private Limited                                     | 282.85                   | 282.85                   |
| Investment Richa Realtors Private Limited   | 1,300.00                 | 1,300.00                 |
| <b>Debt funds</b>   |                          |                          |
| Investment in Strugence Debt Fund   | 1,000.00                 | 1,000.00                 |
| Investment in BPEA India Credit - Trust II  | 930.00                   | 610.00                   |
| <b>Sub-total for investments at amortised cost / cost</b>                         | <b>4,425.35</b>          | <b>4,105.35</b>          |
| <b><u>(ii) At Fair Value through Profit or Loss</u></b>                           |                          |                          |
| <b>Others - Quoted</b>  |                          |                          |
| Investment in Edelweiss Asset Reconstruction Company                              | -                        | -                        |
| Investment in JM Financial India Fund II  | 121.80                   | 84.60                    |
| Investments in Mutual Fund  | 2,630.89                 | -                        |
| <b>Sub-total for investments at fair value through Profit or loss</b>             | <b>2,752.69</b>          | <b>84.60</b>             |
| <b><u>(iii) At Fair Value through Other Comprehensive Income</u></b>              |                          |                          |
| <b>Equity instruments</b>   |                          |                          |
| <b>Others-Quoted</b>  |                          |                          |
| Investment in Equity Shares (DP account with Motilal Oswal)                       | 872.57                   | 1,222.36                 |
| <b>Others-Unquoted</b>  |                          |                          |
| Investment in Muthoot Pappachan Chits Private Limited                             | 5.23                     | 4.38                     |
| Investment in Avenues India Private Limited                                       | 400.26                   | 399.85                   |
| Investment in Fair Asset Technologies (P) Limited                                 | 702.76                   | 457.93                   |
| Investment in Algiz Consultancy Services Private Limited                          | -                        | 0.01                     |
| <b>Others - Quoted</b>  |                          |                          |
| Investment in PMS - Motilal Oswal   | 379.33                   | 507.18                   |
| <b>Sub-total for investments at fair value through other comprehensive income</b> | <b>2,360.15</b>          | <b>2,591.71</b>          |
| <b>Total Gross (A)</b>  | <b>9,538.19</b>          | <b>6,781.66</b>          |

**Investments contd.**

|  |                 |                 |
|--|-----------------|-----------------|
| i) Investments outside India               | -               | -               |
| ii) Investments in India                   | 9,538.19        | 6,781.66        |
| <b>Total Gross (B)</b>                     | <b>9,538.19</b> | <b>6,781.66</b> |
| Less : Allowance for impairment loss ( C ) | (1,207.44)      | -               |
| <b>Total - Net D = (A) - (C )</b>          | <b>8,330.75</b> | <b>6,781.66</b> |

**10 Other financial assets**

| <b>Particulars</b>   | <b>As at<br/>31st March 2020</b> | <b>As at<br/>31st March 2019</b> |
|--|----------------------------------|----------------------------------|
| Security deposits  | 7,021.96                         | 6,735.09                         |
| Interest accrued on fixed deposits with banks              | 28.31                            | 97.44                            |
| Advance for financial assets                               | 5,209.63                         | 19,809.63                        |
| Deposits   | 107.02                           | 97.48                            |
| Deposit with original maturity for more than twelve months | 1,042.43                         | 119.77                           |
| Receivables from auction proceeds                          |                                  |                                  |
| EIS receivable (net)                                       | 1,455.51                         | -                                |
| Other financial assets                                     | 2,285.99                         | 2,068.53                         |
| <b>Total</b>   | <b>17,150.85</b>                 | <b>28,927.94</b>                 |

**11 Investment property**

| <b>Particulars</b>                                    | <b>As at<br/>31st March 2020</b> | <b>As at<br/>31st March 2019</b> |
|---|----------------------------------|----------------------------------|
| <b>Inventory – Projects</b>                           |                                  |                                  |
| <b>Opening Balance</b>                                | 30,096.71                        | 30,031.42                        |
| Transferred from / (to) property, plant and equipment | -                                | -                                |
| Acquisitions  | 139.83                           | 65.30                            |
| <b>Closing balance</b>                                | <b>30,236.54</b>                 | <b>30,096.72</b>                 |
| <b>Depreciation and Impairment</b>                    |                                  |                                  |
| <b>Opening balance</b>                                | -                                | -                                |
| Charge for the year                                   | -                                | -                                |
| <b>Closing Balance</b>                                | -                                | -                                |
| <b>Net Block</b>                                      | <b>30,236.54</b>                 | <b>30,096.72</b>                 |

11.1. Investment Property includes lien marked properties of Rs.13,577.41 as at 31st March 2020.

11.2. Fair Value of Investment Property as at March 31, 2020 - Rs.30,303.22.

<This section has been intentionally left blank>

**Muthoot Fincorp Limited**
**Annexure VI - Notes to Reformatted Consolidated Financial Statements**
*(Amount in Rs. Lakhs, except share data and unless otherwise stated)*
**12 Property, plant and equipment**

| Particulars                      | Buildings       | Computer        | Furniture & Fixtures | Land             | Plant & Equipment | Vehicles      | Windmill        | Office Equipment | Electrical Equipments | Leasehold Improvements | Equipment - Finance Lease | Total            |
|----------------------------------|-----------------|-----------------|----------------------|------------------|-------------------|---------------|-----------------|------------------|-----------------------|------------------------|---------------------------|------------------|
| <b>As at 1st April 2018</b>      | <b>5,850.61</b> | <b>2,538.70</b> | <b>20,643.60</b>     | <b>12,395.07</b> | <b>10,683.99</b>  | <b>233.45</b> | <b>7,449.78</b> | <b>345.49</b>    | <b>131.04</b>         | <b>35.55</b>           | <b>-</b>                  | <b>60,307.28</b> |
| Addition during the year         | -               | 1,139.02        | 2,006.85             | 160.48           | 1,460.51          | -             | -               | 238.80           | 29.95                 | 68.40                  | 1,338.66                  | 6,442.67         |
| Disposals                        | -               | (31.66)         | (40.79)              | -                | (459.43)          | -             | -               | (9.52)           | (2.13)                | (0.31)                 | -                         | (543.84)         |
| <b>As at 31st March 2019</b>     | <b>5,850.61</b> | <b>3,646.06</b> | <b>22,609.66</b>     | <b>12,555.55</b> | <b>11,685.07</b>  | <b>233.45</b> | <b>7,449.78</b> | <b>574.77</b>    | <b>158.86</b>         | <b>103.64</b>          | <b>1,338.66</b>           | <b>66,206.11</b> |
| Addition during the year         | -               | 1,401.73        | 1,742.25             | -                | 1,131.39          | -             | -               | 1,093.99         | 19.52                 | 51.38                  | -                         | 5,440.25         |
| Disposals                        | -               | (3.30)          | (1.48)               | -                | -                 | -             | -               | (12.00)          | (5.20)                | (11.80)                | (1,338.66)                | (1,372.44)       |
| <b>As at 31st March 2020</b>     | <b>5,850.61</b> | <b>5,044.49</b> | <b>24,350.43</b>     | <b>12,555.55</b> | <b>12,816.46</b>  | <b>233.45</b> | <b>7,449.78</b> | <b>1,656.75</b>  | <b>173.18</b>         | <b>143.23</b>          | <b>(0.00)</b>             | <b>70,273.92</b> |
| <b>Accumulated Depreciation:</b> |                 |                 |                      |                  |                   |               |                 |                  |                       |                        |                           |                  |
| <b>As at 1st April 2018</b>      | <b>98.91</b>    | <b>900.67</b>   | <b>4,042.32</b>      | <b>-</b>         | <b>1,425.59</b>   | <b>59.83</b>  | <b>511.74</b>   | <b>65.56</b>     | <b>20.76</b>          | <b>11.41</b>           | <b>-</b>                  | <b>7,136.79</b>  |
| Charged for the year             | 98.91           | 941.35          | 3,822.82             | -                | 1,500.59          | 59.57         | 511.74          | 99.61            | 19.43                 | 16.43                  | 0.23                      | 7,070.68         |
| Disposals                        | -               | (0.10)          | (0.07)               | -                | -                 | -             | -               | (4.86)           | (0.55)                | (0.19)                 | -                         | (5.77)           |
| <b>As at 31st March 2019</b>     | <b>197.82</b>   | <b>1,841.92</b> | <b>7,865.07</b>      | <b>-</b>         | <b>2,926.18</b>   | <b>119.40</b> | <b>1,023.48</b> | <b>160.31</b>    | <b>39.64</b>          | <b>27.65</b>           | <b>0.23</b>               | <b>14,201.70</b> |
| Charged for the year             | 99.18           | 1,071.45        | 3,263.56             | -                | 1,578.61          | 59.29         | 513.15          | 154.94           | 18.99                 | 25.41                  | -                         | 6,784.58         |
| Disposals                        | -               | (1.03)          | (0.87)               | -                | -                 | -             | -               | (10.98)          | (1.39)                | (10.63)                | (0.23)                    | (25.12)          |
| <b>As at 31st March 2020</b>     | <b>297.00</b>   | <b>2,912.35</b> | <b>11,127.76</b>     | <b>-</b>         | <b>4,504.79</b>   | <b>178.69</b> | <b>1,536.63</b> | <b>304.27</b>    | <b>57.24</b>          | <b>42.43</b>           | <b>(0.00)</b>             | <b>20,961.16</b> |
| <b>Net book value:</b>           |                 |                 |                      |                  |                   |               |                 |                  |                       |                        |                           |                  |
| <b>As at 31st March 2019</b>     | <b>5,652.79</b> | <b>1,804.14</b> | <b>14,744.59</b>     | <b>12,555.55</b> | <b>8,758.89</b>   | <b>114.05</b> | <b>6,426.30</b> | <b>414.46</b>    | <b>119.22</b>         | <b>75.99</b>           | <b>1,338.43</b>           | <b>52,004.41</b> |
| <b>As at 31st March 2020</b>     | <b>5,553.61</b> | <b>2,132.14</b> | <b>13,222.66</b>     | <b>12,555.55</b> | <b>8,311.67</b>   | <b>54.76</b>  | <b>5,913.15</b> | <b>1,352.48</b>  | <b>115.94</b>         | <b>100.80</b>          | <b>(0.00)</b>             | <b>49,312.76</b> |

**13 Capital work -in-progress**

| Particulars                  | Amount       |
|------------------------------|--------------|
| <b>As at 1st April 2018</b>  | <b>-</b>     |
| Addition during the year     | 65.80        |
| Capitalised during the year  | -            |
| Disposals                    | -            |
| <b>As at 31st March 2019</b> | <b>65.80</b> |
| Addition during the year     | 1,585.48     |
| Capitalised during the year  | (1,651.28)   |
| Disposals                    | -            |
| <b>As at 31st March 2020</b> | <b>-</b>     |

&lt;This section has been intentionally left blank&gt;

**14 Intangible assets under development and other intangible assets**

| Particulars                      | Intangible assets under development | Computer Software |
|----------------------------------|-------------------------------------|-------------------|
| <b>As at 1st April 2018</b>      | <b>71.75</b>                        | <b>2,240.74</b>   |
| Addition during the year         | 2.95                                | <b>418.89</b>     |
| Capitalised during the year      | (71.75)                             | -                 |
| Disposals                        | -                                   | -                 |
| <b>As at 31st March 2019</b>     | <b>2.95</b>                         | <b>2,659.63</b>   |
| Addition during the year         | 84.49                               | 333.24            |
| Capitalised during the year      |                                     |                   |
| Disposals                        |                                     |                   |
| <b>As at 31st March 2020</b>     | <b>87.44</b>                        | <b>2,992.87</b>   |
| <b>Accumulated Depreciation:</b> |                                     |                   |
| <b>As at 1st April 2018</b>      | -                                   | <b>368.78</b>     |
| Charged for the year             | -                                   | <b>477.78</b>     |
| Disposals                        | -                                   | -                 |
| <b>As at 31st March 2019</b>     | -                                   | <b>846.56</b>     |
| Charged for the year             | -                                   | 523.84            |
| Disposals                        | -                                   |                   |
| <b>As at 31st March 2020</b>     | -                                   | <b>1,370.40</b>   |
| <b>Net book value:</b>           |                                     |                   |
| <b>As at 31st March 2019</b>     | <b>2.95</b>                         | <b>1,813.07</b>   |
| <b>As at 31st March 2020</b>     | <b>87.44</b>                        | <b>1,622.48</b>   |

<This section has been intentionally left blank>



**Muthoot Fincorp Limited****Annexure VI - Notes to Reformatted Consolidated Financial Statements***(Amount in Rs. Lakhs, except share data and unless otherwise stated)***15 Right-of-use assets**

The Group operates its branch network predominantly through premises taken on lease at strategic locations identified by the management. Almost all lease arrangements are long term in nature and are non-cancellable from the point of view of the lessor, except for a few lease contracts. Other than such leasehold property, the Group has also undertaken lease arrangements for Safety Device Equipments and Vehicles, whose original lease tenures too are not short-term in nature. Effective April 1, 2019, the Group adopted Ind AS 116 “Leases” and applied the standard to all lease contracts existing on April 1, 2019 using the modified retrospective method. Consequently, the Group recorded the lease liability at the present value of the remaining lease payments discounted at the incremental borrowing rate as on the date of transition and has measured right of use asset at the amount equal to lease liability adjusted for any accrued lease payments previously recognised.

| Particulars                                 | As at<br>31st March 2020 | As at<br>31st March 2019 |
|---|--------------------------|--------------------------|
| Depreciation charge for Right-of-use assets |                          |                          |
| <i>Leasehold Property</i>                   | 14,013.67                | -                        |
| <i>Equipments</i>                           | 943.72                   | -                        |
| <i>Vehicles</i>                             | 69.56                    | -                        |
| Interest expense on lease liabilities       | 6,066.58                 | -                        |
| Income from subleasing right-of-use assets  | 171.56                   | -                        |
| Total cash outflow for leases               | 17,770.71                | -                        |
| Carrying amount of right-of-use assets      |                          |                          |
| <i>Leasehold Property</i>                   | 50,927.50                | -                        |
| <i>Equipments</i>                           | 428.84                   | -                        |
| <i>Vehicles</i>                             | 19.32                    | -                        |
| Lease Liability                             |                          |                          |
| <i>Leasehold Property</i>                   | 54,087.80                | -                        |
| <i>Equipments</i>                           | 470.08                   | -                        |
| <i>Vehicles</i>                             | 22.23                    | -                        |

15.2. The following is the summary of practical expedients elected on initial application:

- Applied a single discount rate to a portfolio of leases of similar assets in similar economic environment with a similar end date.
- Applied the exemption not to recognize right-of-use assets and liabilities for leases with less than 12 months of lease term on the date of initial application.
- Excluded the initial direct costs from the measurement of the right-of-use asset at the date of initial application.
- Applied the practical expedient by not reassessing whether a contract is, or contains, a lease at the date of initial application. Instead applied the standards only to contracts that were previously identified as leases under Ind AS 17.
- Used hindsight in determining the lease term where the contract contained options to extend or terminate the lease.

15.3. The impact of change in accounting policy on account on adoption of Ind AS 116 is as follows:

| Particulars                                  | As at<br>31st March 2020 |
|--|--------------------------|
| Decrease in property, plant and equipment by | 1,338.43                 |
| Increase in lease liability by               | 54,580.11                |
| Increase in right of use asset by            | 51,375.66                |
| Increase in deferred tax assets              | 132.35                   |
| Increase in finance cost by                  | 6,066.58                 |
| Increase in depreciation by                  | 15,026.95                |
| Decrease in rent                             | (16,777.75)              |

15.4. The expense relating to payments not included in the measurement of the lease liability is as follows:

| Particulars                | As at<br>31st March 2020 |
|----------------------------|--------------------------|
| Short-term leases          | 352.81                   |
| Leases of low value assets | 6.49                     |
| Variable lease payments    | -                        |

15.5. Carrying value of right-of-use assets at the end of the reporting period:

| Particulars                      | As at<br>31st March 2020 |
|----------------------------------|--------------------------|
| Balance as at April 1, 2019      | 56,424.39                |
| Additions                        | 10,228.51                |
| Deletions                        | (250.30)                 |
| Depreciation charge for the year | (15,026.95)              |
| Balance as at March 31, 2020     | 51,375.66                |

15.6. Movement in lease liabilities:

| Particulars                   | As at<br>31st March 2020 |
|-------------------------------|--------------------------|
| Balance as at April 1, 2019   | 56,424.39                |
| Additions                     | 9,859.85                 |
| Interest on lease liabilities | 6,066.58                 |
| Payment of lease liabilities  | (17,770.71)              |
| Balance as at March 31, 2020  | 54,580.11                |

15.7. Maturity analysis of lease liabilities

| Particulars   | As at<br>31st March 2020 |
|---|--------------------------|
| Less than one year  | 16,983.84                |
| One to five years   | 37,598.56                |
| More than five years                                      | 22,813.97                |
| Total undiscounted lease liabilities as at March 31, 2020 | 77,396.37                |

15.8 Lease disclosures in accordance with Ind AS 17 for the years ended March 31, 2019 is as follows:

**Operating lease: as lessor**

Future minimum lease payments under non-cancellable operating lease are as under:

| Particulars                                       | As at<br>31st March 2019 |
|---|--------------------------|
| Not later than 1 year                             | 482.68                   |
| Later than 1 year but later not later than 5 year | 1,200.92                 |
| later than 5 year                                 | 658.00                   |
| <b>Total</b>                                      | <b>2,341.60</b>          |

<This section has been intentionally left blank>

**Operating lease: as lessee**

Future minimum lease payments under non-cancellable operating lease are as under:

| Particulars                                       | As at<br>31st March 2019 |
|---|--------------------------|
| Not later than 1 year                             | 16,372.97                |
| Later than 1 year but later not later than 5 year | 39,556.01                |
| later than 5 year                                 | 24,778.78                |
| <b>Total</b>                                      | <b>80,707.76</b>         |

**Finance Lease : as lessee**

Obligation under finance lease is secured by underlying asset leased. The legal title of these assets vests with the lessors. These obligations are repayable in monthly installments upto the year ending 31st March 2022. The interest rates for these obligations is approximately 12%. Details of finance lease payable is as follows:

| Particulars                                       | As at 31st March 2019  |  |
|---|------------------------|--|
|   | Minimum lease payments | Present Value of minimum lease payment |
| Not later than 1 year                             | 1,210.60               | 1,178.13                               |
| Later than 1 year but later not later than 5 year | 436.14                 | 367.99                                 |
| later than 5 year                                 | -                      | -                                      |
| <b>Total</b>                                      | <b>1,646.74</b>        | <b>1,546.12</b>                        |

**16 Other non financial assets**

| Particulars                         | As at<br>31st March 2020 | As at<br>31st March 2019 |
|-------------------------------------|--------------------------|--------------------------|
| Prepaid expenses                    | 1,936.54                 | 2,439.55                 |
| Advance to Creditors                | 1,610.23                 | 573.11                   |
| Advance for Property (refer note a) | 23,790.54                | 28,790.54                |
| Pre-Deposit Fee                     | 440.72                   | 501.60                   |
| GST / Service Tax Receivables       | 551.11                   | 429.73                   |
| Other Receivable                    | 2,693.94                 | 2,714.43                 |
| Assets held for sale (refer note b) | 770.59                   | 931.69                   |
| Capital advances                    | 302.59                   | 39.01                    |
| <b>Total</b>                        | <b>32,096.26</b>         | <b>36,419.66</b>         |

(a) Advance for Property as on March 31, 2020 consists of - Rs.1,722.40 (March 31, 2019 - Rs.1,722.40), Rs.1,487.26 (March 31, 2019 - Rs.1,487.26) and Rs.20,580.88 (March 31, 2019 - Rs.25,580.88) advanced by the Company to its Directors and their relatives, M/s. MPG Hotels & Infrastructure Ventures Private Limited (a Company in which the Directors are interested) and M/s. Muthoot Estate Investments (a firm in which the Directors of the Company are partners) respectively for purchase of immovable property by the Company from them.

(b) Assets held for sale represents Assets acquired under satisfaction of debt by Muthoot Housing Finance Company Limited. The amounts are net of provision for impairment in value of Rs.133.04 (March 31, 2019 - Rs. 104.06)

<This section has been intentionally left blank>

## 17 Payables

| Particulars   | As at<br>31st March 2020 | As at<br>31st March 2019 |
|---|--------------------------|--------------------------|
| <b>(I) Trade payables</b>   |                          |                          |
| Total outstanding dues of micro enterprises and small enterprises                     | 4.59                     | 1.59                     |
| Total outstanding dues of creditors other than micro enterprises and small enterprise | 331.26                   | 311.67                   |
| <b>(II) Other payables</b>  |                          |                          |
| Total outstanding dues of micro enterprises and small enterprises                     | 36.16                    | 1.69                     |
| Total outstanding dues of creditors other than micro enterprises and small enterprise | 37,402.52                | 46,898.05                |
| <b>Total</b>  | <b>37,774.53</b>         | <b>47,213.00</b>         |

Disclosure under Micro, Small, and Medium Enterprises Development Act, 2006 :

| Particulars  | As at<br>31st March 2020 | As at<br>31st March 2019 |
|--|--------------------------|--------------------------|
| Principal amount remaining unpaid during the year            | 40.75                    | 3.28                     |
| Interest due thereon   | 0.91                     | -                        |
| Interest remaining accrued and unpaid at the end of the year | -                        | -                        |
| Total interest accrued and remained unpaid at year end       | 41.66                    | 3.28                     |

## 18 Debt Securities (At Amortised Cost)

| Particulars*  | As at<br>31st March 2020 | As at<br>31st March 2019 |
|---|--------------------------|--------------------------|
| Secured Non-Convertible Debentures                          | 23,088.90                | 34,162.60                |
| Secured Non-Convertible Debentures- Listed                  | 73,743.78                | 19,846.25                |
| Secured Non-Convertible Debentures - Covered Bonds - Listed | 12,221.53                | -                        |
| <b>Total</b>  | <b>1,09,054.21</b>       | <b>54,008.85</b>         |
| Debt securities in India                                    | 1,09,054.21              | 54,008.85                |
| Debt securities outside India                               | -                        | -                        |
| <b>Total</b>  | <b>1,09,054.21</b>       | <b>54,008.85</b>         |

\*Includes issue expenses amortised as per Effective Interest Rate (EIR)

### Maturity Profile of Non-Convertible Debentures as on March 31st 2020:

| Particulars  | Amount             |
|--|--------------------|
| FY 2020-21   | 22,767.76          |
| FY 2021-22   | 26,869.09          |
| FY 2022-23   | 28,184.53          |
| FY 2023-24   | 15,760.16          |
| FY 2024-25   | 16,051.15          |
| Adjustments on account of effective rate of interest | (578.47)           |
| <b>TOTAL</b>   | <b>1,09,054.21</b> |

Secured debentures are secured in either of the following ways by the respective Company issuing the instrument:

| Nature of security  | Outstanding as at<br>March 31st 2020 | Outstanding as at<br>March 31st 2019 |
|---|--------------------------------------|--------------------------------------|
| <b>Privately placed</b>   |                                      |                                      |
| Secured by subservient charge on all current assets (both present and future) and immovable property of the Company                             | 148.00                               | 4,272.75                             |
| Exclusive charge over book debts equivalent to 100% of the loan and interest amount   | 21,449.06                            | 23,908.81                            |
| Exclusive charge over book debts equivalent to 110% of the loan and interest amount   | -                                    | 3,991.93                             |
| Hypothecation of Loan Receivables of the Company equivalent to 1.1 times of the amount outstanding  | 1,491.84                             | 1,989.11                             |
| <b>Public Issue - Listed</b>  |                                      |                                      |
| Secured against charge on current assets, book debts, receivables (both present & future) and immovable property of the company                 | 73,743.78                            | 19,846.25                            |
| <b>Covered Bonds - Listed</b>   |                                      |                                      |
| Secured against a pool of gold loans amounting to a minimum cover of 1.15 times of the amount outstanding and immovable property of the company | 12,221.53                            | -                                    |

<This section has been intentionally left blank>

**Muthoot Fincorp Limited**
**Annexure VI - Notes to Reformatted Consolidated Financial Statements**

(Amount in Rs. Lakhs, except share data and unless otherwise stated)

**19 Borrowings (other than debt securities) - At Amortised Cost**

| Particulars                          | As at<br>31st March 2020 | As at<br>31st March 2019 |
|--------------------------------------|--------------------------|--------------------------|
| <b>(a) Term loans</b>                |                          |                          |
| (i) from banks                       | 4,35,981.08              | 2,66,462.85              |
| (ii) from other parties              |                          |                          |
| - financial institutions             | 1,13,363.19              | 1,15,475.27              |
| <b>(b) Finance lease obligations</b> | -                        | 1,315.82                 |
| <b>(c) Loans repayable on demand</b> |                          |                          |
| (i) from banks (OD & CC)             | 7,79,155.35              | 7,13,878.20              |
| (ii) from other parties              | 400.09                   | 32,334.55                |
| <b>Total</b>                         | <b>13,28,899.71</b>      | <b>11,29,466.69</b>      |
| Borrowings in India                  | 13,28,899.71             | 11,29,466.69             |
| Borrowings outside India             | -                        | -                        |

19.1. Rs.87,371.55 which was grouped as Term Loan from Banks for the year ended March 31, 2019 has been regrouped to Term Loans from other parties in the current year comparative.

**a) Security details :**

Borrowings (other than debt securities) are secured in either of the following ways by the respective Company issuing the instrument:

| Nature of the security   | Outstanding as at<br>31st March 2020 | Outstanding as at<br>31st March 2019 |
|--|--------------------------------------|--------------------------------------|
| <b>From Banks and Financial Institutions</b>   |                                      |                                      |
| Hypothecation of Loan receivables, other current assets & specified fixed assets equivalent to security cover stipulated by respective banks<br>(Guaranteed by promoter directors Rs.189,011.55 (31st March 2019 : Rs.78,231.62) | 1,90,872.26                          | 82,334.86                            |
| Hypothecation of Loan Receivables equivalent to security cover stipulated by respective banks<br>(Guaranteed by promoter directors)  | 78,698.16                            | 73,547.32                            |
| Cash margin of 2.50%   | 4,989.99                             | 11,108.84                            |
| Cash margin of 5%  | 2,074.87                             | 17,049.11                            |
| Cash margin of 10%   | 30,346.79                            | 9,005.93                             |
| Exclusive charge over book debts equivalent to 100% of loan amount and Cash margin of Nil  | -                                    | -                                    |
| Exclusive charge over book debts equivalent to 110% of loan amount and Cash margin of Nil  | -                                    | -                                    |
| Exclusive charge over book debts equivalent to 105% of loan amount and Cash margin of 2.5%   | 1,306.29                             | 4,494.28                             |
| Exclusive charge over book debts equivalent to 100% of loan amount and Cash margin of 5%   | 3,599.88                             | 11,198.80                            |
| Exclusive charge over book debts equivalent to 105% of loan amount and Cash margin of 5%   | 38,865.89                            | 35,536.75                            |
| Exclusive charge over book debts equivalent to 106% of loan amount and Cash margin of 5%   | 1,013.25                             | -                                    |
| Exclusive charge over book debts equivalent to 110% of loan amount and Cash margin of 2.5%   | -                                    | -                                    |
| Exclusive charge over book debts equivalent to 110% of loan amount and Cash margin of 3%   | 12,644.95                            | -                                    |

| Nature of the security   | Outstanding as at<br>31st March 2020 | Outstanding as at<br>31st March 2019 |
|--|--------------------------------------|--------------------------------------|
| Exclusive charge over book debts equivalent to 110% of loan amount and Cash margin of 5%   | 39,483.69                            | 13,328.24                            |
| Exclusive charge over book debts equivalent to 111% of loan amount and Cash margin of 5%   | 25,191.60                            | -                                    |
| Exclusive charge over book debts equivalent to 113% of loan amount and Cash margin of 5%   | -                                    | 899.14                               |
| Exclusive charge over book debts equivalent to 115% of loan amount and Cash margin of 5%   | 14,396.70                            | -                                    |
| Exclusive charge over book debts equivalent to 105% of loan amount and Cash margin of 10%  | -                                    | 443.76                               |
| Exclusive charge over book debts equivalent to 100% of loan amount   | 13,804.18                            | 1,950.72                             |
| Exclusive charge over book debts equivalent to 105% of loan amount   | 5,212.50                             | 8,828.92                             |
| Exclusive charge over book debts equivalent to 110% of loan amount   | 65,910.42                            | 1,01,788.65                          |
| Exclusive charge over book debts equivalent to 111% of loan amount   | -                                    | -                                    |
| Exclusive charge over book debts equivalent to 112.74% of loan amount  | 9,350.00                             | -                                    |
| <b>Finance lease obligations</b>   |                                      |                                      |
| Hypothecation of motor car   | 1.75                                 | 3.06                                 |
| <b>From other parties</b>  |                                      |                                      |
| Hypothecation of Loan Receivables of the Company equivalent to security cover stipulated by respective lender                    | 11,580.68                            | 43,256.50                            |
| <b>Loans repayable on demand</b>   |                                      |                                      |
| Hypothecation of Loan Receivables equivalent to security cover stipulated by respective banks (Guaranteed by promoter directors) | 7,79,155.35                          | 7,32,000.00                          |

**b) Terms of repayment**

**Secured loans from Banks**

| Name of Party                      | Outstanding as at<br>31st March 2020 | Outstanding as at<br>31st March 2019 | Terms of Repayment  |
|------------------------------------|--------------------------------------|--------------------------------------|---|
| <b><u>Term Loan from Banks</u></b> |                                      |                                      |   |
| State Bank of India Car Loan       | 17.09                                | 21.57                                | Repayable in balance 39 monthly instalments on diminishing value method   |
| State Bank of India Car Loan       | 7.83                                 | 9.33                                 | Repayable in balance 48 monthly instalments on diminishing value method   |
| Yes Bank                           | 14,216.84                            | 15,272.28                            | Repayable in 20 instalments. 1.67% of loan amount for next 4 instalments, 4.5% of the loan for then 19 instalments & 4.48% of the loan for the last instalment. |
| Lakshmi Vilas Bank                 | 3,750.00                             | 8,750.00                             | Repayable in 3 equal quarterly instalments till 30-11-2020  |
| Oriental Bank of Commerce          | -                                    | 5,000.00                             | Repayable in 3 quarterly instalments of Rs.1,666.67 each in Jun 19, Sep 19 & Dec 19   |
| Oriental Bank of Commerce          | 10,000.00                            | -                                    | Repayable in 6 quarterly instalments of Rs.1,666.67 each in Dec 20, Mar 21, Jun 21, Sep 21, Dec 21, Mar 22  |
| Punjab & Sind Bank                 | 2,999.00                             | 8,000.00                             | Repayable in 3 quarterly instalments of Rs.1,000.00 each from Jul 20  |
| Syndicate Bank                     | 4,034.72                             | 12,100.47                            | Repayable in 2 quarterly instalments of Rs.2,000.00 each from June 2020   |

| Name of Party                 | Outstanding as at<br>31st March 2020 | Outstanding as at<br>31st March 2019 | Terms of Repayment   |
|-------------------------------|--------------------------------------|--------------------------------------|--|
| Syndicate Bank                | 5,046.00                             | 9,077.97                             | Repayable in 5 quarterly instalments of Rs.1,000   |
| United Bank of India          | -                                    | 5,000.00                             | Repayable in 2 quarterly instalments of Rs.2,500.00 each   |
| United Bank of India          | -                                    | 10,000.00                            | Repayable in 4 quarterly instalments of Rs.2,500.00 each from June 2019                                    |
| South Indian Bank             | -                                    | -                                    | Repayable in 79 monthly instalments of 3.55 & last instalment of Rs.0.15                                   |
| ICICI Bank                    | -                                    | -                                    | Repayable in 14 monthly instalments on diminishing value method  |
| Punjab & Sind                 | -                                    | -                                    | Repayable in 4 quarterly instalments of Rs.2,500.00 each from June 2018                                    |
| Syndicate Bank                | -                                    | -                                    | Repayable in 2 quarterly instalments of Rs.4,166.67  |
| AU Small Finance Bank         | 2,500.00                             | 5,000.00                             | Repayable in 4 quarterly instalments of Rs.625.00 each from May 20   |
| UCO Bank                      | 18,749.61                            | -                                    | Repayable in 15 quarterly instalments of Rs.1,250.00 each from Apr 20                                      |
| UCO Bank                      | 20,000.00                            | -                                    | Repayable in 16 quarterly instalments of Rs.1,250.00 each from May 20                                      |
| Bank of Maharashtra           | 15,133.12                            | -                                    | Repayable in 4 quarterly instalments of Rs.3,750.00 each from Jul 20                                       |
| CENTRAL BANK OF INDIA         | 29,999.76                            | -                                    | Repayable in 10 quarterly instalments of Rs.3,000.00 each from May 20                                      |
| CENTRAL BANK OF INDIA         | 22,499.93                            | -                                    | Repayable in 6 quarterly instalments of Rs.3,750.00 each from Sep 20                                       |
| Allahabad bank                | 20,000.08                            | -                                    | Repayable in 6 quarterly instalments of Rs.3,333.00 each from Aug 20                                       |
| Bank of Baroda                | 10,057.57                            | -                                    | Repayable in 10 quarterly instalments of Rs.1,000.00 each from Jun 20                                      |
| Oriental Bank of Commerce     | 10,000.00                            | -                                    | Repayable in 6 quarterly instalments of Rs.1,666.67 each in Jun 21, Sep 21, Dec 21, Mar 22, Jun 22, Sep 22 |
| Andhra Bank                   | 899.13                               | 1,298.42                             | Repayable in 25 quarterly instalments after 9 months from the disbursement                                 |
| Andhra Bank                   | 4,165.27                             | 4,720.20                             | Repayable in 36 equal quarterly instalments after 15 months from disbursement                              |
| AU Small Finance Bank Limited | 1,625.00                             | 2,125.00                             | Repayable in 20 quarterly instalments after 1 month from the date of full disbursement                     |
| Canara Bank                   | 3,840.91                             | 4,394.79                             | Repayable in 108 monthly instalments after 13 months from the disbursement                                 |
| Canara Bank                   | 5,000.01                             | -                                    | Repayable in 48 monthly instalments after 13 months from the disbursement                                  |
| Corporation Bank              | 355.09                               | 641.39                               | Repayable in 84 monthly instalments after 1 month from the disbursement                                    |
| Dhanlaxmi Bank                | 256.82                               | 888.00                               | Repayable in 25 quarterly instalments after 9 months from the disbursement.                                |
| ICICI Bank Limited            | 982.14                               | 1,339.29                             | Repayable in 28 quarterly instalments after 12 months from the disbursement                                |
| IDBI Bank                     | 43.00                                | 511.00                               | Repayable in 78 monthly instalments after 6 months from the disbursement                                   |
| IDBI Bank                     | 115.44                               | 346.20                               | Repayable in 26 quarterly instalments after 6 months from the disbursement                                 |
| IDBI Bank                     | 879.36                               | 982.80                               | Repayable in 58 quarterly instalments after 6 months from the disbursement                                 |



| Name of Party         | Outstanding as at<br>31st March 2020 | Outstanding as at<br>31st March 2019 | Terms of Repayment   |
|-----------------------|--------------------------------------|--------------------------------------|--|
| Indian Bank           | 9,637.93                             | 7,000.00                             | Repayable in 29 quarterly instalment after a holiday period of 3 quarter             |
| Karur Vysya Bank      | 2,083.34                             | 2,361.11                             | Repayable in 36 equal quarterly instalments after 12 months from the disbursement    |
| Lakshmi Vilas Bank    | 1,395.83                             | 1,645.83                             | Repayable in 120 monthly instalments after 12 months from the disbursement           |
| Punjab National Bank  | 3,185.74                             | 3,749.73                             | Repayable in 36 equal quarterly instalments after 6 months from the disbursement     |
| Punjab National Bank  | 7,310.05                             | 7,500.00                             | Repayable in 40 equal quarterly instalments after 15 months from the disbursement    |
| South Indian Bank     | 1,871.73                             | 2,374.97                             | Repayable in 84 monthly instalments after 12 months from the disbursement            |
| South Indian Bank     | 2,573.97                             | 4,097.42                             | Repayable in 60 instalments from the disbursement                                    |
| State Bank of India   | 2,482.29                             | 3,299.58                             | Repayable in 27 quarterly instalments after 6 months from the disbursement           |
| State Bank of India   | 3,589.94                             | 3,999.24                             | Repayable in 36 quarterly instalments after 4 months from the disbursement           |
| State Bank of India   | 5,499.98                             | -                                    | Repayable in 35 quarterly instalments after 12 months from the disbursement          |
| Syndicate Bank        | 2,222.22                             | 2,500.00                             | Repayable in 36 equal quarterly instalments after 15 months from the disbursement    |
| Union Bank of India   | 3,268.14                             | 4,037.55                             | Repayable in 26 equal quarterly instalments after 6 months from the disbursement     |
| Union Bank of India   | 2,000.00                             | -                                    | Repayable in 24 equal quarterly instalments after 15 months from the disbursement    |
| United Bank of India  | 2,151.91                             | 2,430.56                             | Repayable in 36 equal quarterly instalments after 12 months from the disbursement    |
| Bank of Baroda        | 248.82                               | 749.42                               | Repayable in 20 quarterly instalments after 12 months from the disbursement          |
| Bank of Baroda        | 1,664.51                             | 1,944.29                             | Repayable in 36 quarterly instalments after 12 months from the disbursement          |
| Bank of Baroda        | 1,866.18                             | 2,145.54                             | Repayable in 36 quarterly instalments after 12 months from the disbursement          |
| Yes Bank Limited      | 3,428.75                             | 3,732.43                             | Repayable in 163 monthly instalments after 6 months from the disbursement            |
| National Housing Bank | -                                    | 137.61                               | Repayable in 39 quarterly instalments after quarter succeeding from the disbursement |
| National Housing Bank | 366.61                               | 539.57                               | Repayable in 47 quarterly instalments after quarter succeeding from the disbursement |
| National Housing Bank | 666.00                               | 932.00                               | Repayable in 59 quarterly instalments after quarter succeeding from the disbursement |
| National Housing Bank | 90.31                                | 111.99                               | Repayable in 27 quarterly instalments after quarter succeeding from the disbursement |
| National Housing Bank | 1,052.90                             | 1,304.10                             | Repayable in 59 quarterly instalments after quarter succeeding from the disbursement |
| National Housing Bank | 1,422.60                             | -                                    | Repayable in 59 quarterly instalments after quarter succeeding from the disbursement |
| National Housing Bank | 822.80                               | -                                    | Repayable in 27 quarterly instalments after quarter succeeding from the disbursement |
| ADC BANK              | -                                    | 833.26                               | Repayable in 24 monthly installments on diminishing value method                     |
| ADC BANK              | 400.04                               | 1,199.99                             | Repayable in 24 monthly installments on diminishing value method                     |

| Name of Party              | Outstanding as at<br>31st March 2020 | Outstanding as at<br>31st March 2019 | Terms of Repayment  |
|----------------------------|--------------------------------------|--------------------------------------|---|
| ANDHRA BANK                | 1,363.64                             | 3,181.82                             | Repayable in 33 monthly installments on diminishing value method  |
| AXIS BANK                  | -                                    | 1,428.57                             | Repayable in 8 monthly installments on diminishing value method   |
| AXIS BANK                  | 714.28                               | 3,571.43                             | Repayable in 7 quarterly installments on diminishing value method |
| AXIS BANK                  | 2,625.00                             | -                                    | Repayable in 8 quarterly installments on diminishing value method |
| AXIS BANK                  | 5,000.00                             | -                                    | Repayable in 8 quarterly installments on diminishing value method |
| BANDHAN BANK               | -                                    | -                                    | repayable in 24 monthly installment on diminishing value method   |
| BANDHAN BANK               | -                                    | 2,142.85                             | Repayable in 7 quarterly installments on diminishing value method |
| BANDHAN BANK               | 9,142.61                             | 15,999.99                            | Repayable in 7 quarterly installments on diminishing value method |
| BANK OF BARODA             | 14,500.03                            | -                                    | Repayable in 30 monthly installments on diminishing value method  |
| BANK OF INDIA              | 498.97                               | 1,258.00                             | Repayable in 36 monthly installments on diminishing value method  |
| DCB BANK                   | 1,084.55                             | 1,952.18                             | Repayable in 33 monthly installments on diminishing value method  |
| DCB BANK                   | 3,166.67                             | -                                    | Repayable in 24 monthly installments on diminishing value method  |
| DOHA BANK                  | 2,013.89                             | 2,900.00                             | Repayable in 36 monthly installments on diminishing value method  |
| EQUITAS SMALL FINANCE BANK | 1,351.77                             | 3,857.96                             | Repayable in 24 monthly installments on diminishing value method  |
| ICICI BANK                 | 454.55                               | 3,181.82                             | Repayable in 22 monthly installments on diminishing value method  |
| ICICI BANK                 | 1,363.64                             | 4,090.91                             | Repayable in 22 monthly installments on diminishing value method  |
| ICICI BANK                 | 7,727.27                             | -                                    | Repayable in 22 monthly installments on diminishing value method  |
| ICICI BANK                 | 5,000.00                             | -                                    | Repayable in 22 monthly installments on diminishing value method  |
| IDBI BANK                  | -                                    | 714.29                               | Repayable in 21 monthly installments on diminishing value method  |
| IDFC BANK                  | -                                    | 1,642.86                             | Repayable in 21 monthly installments on diminishing value method  |
| IDFC BANK                  | 1,785.71                             | 6,071.43                             | Repayable in 21 monthly installments on diminishing value method  |
| INDUS IND BANK             | -                                    | 4,090.91                             | Repayable in 22 monthly installments on diminishing value method  |
| INDUS IND BANK             | -                                    | -                                    | repayable in 24 monthly installment on diminishing value method   |
| INDUS IND BANK             | -                                    | -                                    | repayable in 24 monthly installment on diminishing value method   |
| INDUS IND BANK             | -                                    | -                                    | repayable in 24 monthly installment on diminishing value method   |
| INDIAN BANK                | 25,245.23                            | -                                    | Repayable in 24 monthly installments on diminishing value method  |
| INDIAN BANK                | 19,352.98                            | -                                    | Repayable in 24 monthly installments on diminishing value method  |

| Name of Party             | Outstanding as at<br>31st March 2020 | Outstanding as at<br>31st March 2019 | Terms of Repayment   |
|---------------------------|--------------------------------------|--------------------------------------|--|
| KOTAK MAHINDRA BANK       | -                                    | 1,375.00                             | Repayable in 24 monthly installments on diminishing value method   |
| KOTAK MAHINDRA BANK       | 4,000.00                             | 6,000.00                             | Repayable in 24 monthly installments on diminishing value method   |
| KOTAK MAHINDRA BANK       | 4,166.66                             | -                                    | Repayable in 24 monthly installments on diminishing value method   |
| LAKSHMI VILAS BANK        | -                                    | 83.33                                | Repayable in 36 monthly installments on diminishing value method   |
| LAKSHMI VILAS BANK        | 694.44                               | 2,361.11                             | Repayable in 36 monthly installments on diminishing value method   |
| LAKSHMI VILAS BANK        | 3,333.33                             | 6,666.67                             | Repayable in 36 monthly installments on diminishing value method   |
| ORIENTAL BANK OF COMMERCE | -                                    | 1,833.33                             | Repayable in 24 monthly installments on diminishing value method   |
| STATE BANK OF INDIA       | -                                    | 4,400.00                             | Repayable in 24 monthly installments on diminishing value method   |
| STATE BANK OF INDIA       | 4,400.07                             | -                                    | Repayable in 24 monthly installments on diminishing value method   |
| STATE BANK OF INDIA       | 26,310.03                            | -                                    | Repayable in 24 monthly installments on diminishing value method   |
| SHINHAN BANK              | -                                    | 1,145.83                             | Repayable in 24 monthly installments on diminishing value method   |
| STATE BANK OF MAURITIUS   | 333.33                               | 1,000.00                             | Repayable in 13 quarterly installments on diminishing value method |
| SYNDICATE BANK            | -                                    | 2,000.00                             | Repayable in 10 quarterly installments on diminishing value method |
| SYNDICATE BANK            | 1,014.24                             | 3,000.00                             | Repayable in 10 quarterly installments on diminishing value method |
| TAMILNADU MERCANTILE BANK | -                                    | 55.56                                | Repayable in 36 monthly installments on diminishing value method   |
| UNION BANK OF INDIA       | -                                    | 1,527.78                             | Repayable in 36 monthly installments on diminishing value method   |
| UNION BANK OF INDIA       | -                                    | 2,750.00                             | Repayable in 30 monthly installments on diminishing value method   |
| UNION BANK OF INDIA       | -                                    | 388.89                               | Repayable in 36 monthly installments on diminishing value method   |
| UNION BANK OF INDIA       | 2,523.52                             | -                                    | Repayable in 30 monthly installments on diminishing value method   |
| UNION BANK OF INDIA       | 5,046.47                             | -                                    | Repayable in 30 monthly installments on diminishing value method   |
| UNITED BANK OF INDIA      | -                                    | 190.00                               | Repayable in 11 quarterly installments on diminishing value method |
| UNITED BANK OF INDIA      | 750.00                               | 1,750.00                             | Repayable in 10 quarterly installments on diminishing value method |
| VIJAYA BANK               | -                                    | 499.99                               | Repayable in 30 monthly installments on diminishing value method   |
| VIJAYA BANK               | -                                    | 1,999.99                             | Repayable in 24 monthly installments on diminishing value method   |
| WOORI BANK                | 1,000.00                             | 2,333.33                             | Repayable in 36 monthly installments on diminishing value method   |

| Name of Party  | Outstanding as at<br>31st March 2020 | Outstanding as at<br>31st March 2019 | Terms of Repayment  |
|--|--------------------------------------|--------------------------------------|---|
| WOORI BANK   | 1,888.89                             | 3,022.22                             | Repayable in 36 monthly installments on diminishing value method  |
| YES BANK   | -                                    | -                                    | Repayable in 24 monthly installments on diminishing value method  |
| YES BANK   | -                                    | 625.00                               | Repayable in 24 monthly installments on diminishing value method  |
| YES BANK   | -                                    | 625.00                               | Repayable in 24 monthly installments on diminishing value method  |
| YES BANK   | -                                    | 1,400.00                             | Repayable in 24 monthly installments on diminishing value method  |
| YES BANK   | -                                    | 2,500.00                             | Repayable in 24 monthly installments on diminishing value method  |
| FEDERAL BANK CAR LOAN                                | 1.75                                 | 3.20                                 | Repayable in 60 monthly installments on diminishing value method  |
| Federal Bank-I                                       | -                                    | -                                    | repayable in 36 monthly installment on diminishing value method   |
| State Bank of Travancore                             | -                                    | -                                    | repayable in 36 monthly installment on diminishing value method   |
| Federal Bank-II                                      | -                                    | -                                    | repayable in 36 monthly installment on diminishing value method   |
| Dhanalakshmi Bank-II                                 | -                                    | -                                    | repayable in 30 monthly installment on diminishing value method   |
| Union Bank of India                                  | -                                    | -                                    | repayable in 39 monthly installment on diminishing value method   |
| Catholic syrian Bank-I                               | -                                    | -                                    | repayable in 48 monthly installment on diminishing value method   |
| Catholic syrian Bank -II                             | -                                    | -                                    | repayable in 36 monthly installment on diminishing value method   |
| South Indian Bank-I                                  | -                                    | -                                    | repayable in 36 monthly installment on diminishing value method   |
| South Indian Bank-II                                 | -                                    | -                                    | repayable in 36 monthly installment on diminishing value method   |
| STANDARD CHARTERED BANK                              | -                                    | 5,000.00                             | Repayable in 4 quarterly installments on diminishing value method |
| STANDARD CHARTERED BANK                              | 1,250.00                             | -                                    | Repayable in 1 yearly installments on diminishing value method    |
| STANDARD CHARTERED BANK                              | 2,500.00                             | -                                    | Repayable in 1 yearly installments on diminishing value method    |
| STANDARD CHARTERED BANK                              | 5,000.00                             | -                                    | Repayable in 4 quarterly installments on diminishing value method |
| UJJIVAN SMALL FINANCE BANK                           | 1,309.53                             | 2,500.00                             | Repayable in 21 monthly installments on diminishing value method  |
| UJJIVAN SMALL FINANCE BANK                           | 1,500.00                             | -                                    | Repayable in 21 monthly installments on diminishing value method  |
| Adjustments on account of effective rate of interest | (1,908.34)                           | (760.19)                             |   |

| <b>Term Loan from Others</b>                     |  |  |  |
|--|--|--|--|
| <b>Name of Party</b>                             | <b>Outstanding as at<br/>31st March 2020</b> | <b>Outstanding as at<br/>31st March 2019</b> | <b>Terms of Repayment</b>  |
| Mahindra & Mahindra Financial Services Limited   | 2,692.72                                     | 4,270.15                                     | Repayable in 18 equated monthly installments upto September 2021           |
| Hinduja Housing Finance Company Limited          | 700.00                                       | 900.00                                       | Repayable in 120 monthly instalments after 12 months from the disbursement |
| Hinduja Leyland Finance Limited                  | -  | 313.86                                       | Repayable in 60 monthly instalments after 1 month from the disbursement    |
| LIC Housing Finance Limited                      | 9,556.59                                     | 7,800.00                                     | Repayable in 108 monthly instalments after 12 months from the disbursement |
| Northern Arc Capital Limited                     | 416.66                                       | 750.00                                       | Repayable in 12 quarterly instalments                                      |
| Northern Arc Capital Limited                     | 250.00                                       | 416.67                                       | Repayable in 12 quarterly instalments                                      |
| Northern Arc Capital Limited                     | 500.00                                       | 833.33                                       | Repayable in 12 quarterly instalments                                      |
| Northern Arc Capital Limited                     | 250.00                                       | 416.67                                       | Repayable in 12 quarterly instalments                                      |
| MUDRA BANK                                       | 5,454.53                                     | 9,090.93                                     | Repayable in 33 monthly installments on diminishing value method           |
| MUDRA BANK                                       | 9,643.41                                     | -  | Repayable in 28 monthly installments on diminishing value method           |
| NABARD REFINANCE                                 | 27,500.00                                    | 42,500.00                                    | Repayable in 11 monthly installments on diminishing value method           |
| NABARD REFINANCE                                 | 17,500.00                                    | 25,000.00                                    | Repayable in 11 half yearly installments on diminishing value method       |
| NABARD REFINANCE                                 | 9,350.00                                     | -  | Repayable in 11 half yearly installments on diminishing value method       |
| SIDBI  | -  | 2,012.00                                     | Repayable in 30 monthly installments on diminishing value method           |
| SIDBI  | 5,000.00                                     | 9,000.00                                     | Repayable in 30 monthly installments on diminishing value method           |
| SIDBI  | 20,000.00                                    | -  | Repayable in 30 monthly installments on diminishing value method           |
| MAHINDRA AND MAHINDRA FINANCE                    | -  | 557.10                                       | Repayable in 33 monthly installments on diminishing value method           |
| MAHINDRA AND MAHINDRA FINANCE                    | -  | 784.50                                       | Repayable in 30 monthly installments on diminishing value method           |
| MAHINDRA AND MAHINDRA FINANCE                    | -  | 2,007.24                                     | Repayable in 30 monthly installments on diminishing value method           |
| NABKISAN FINANCE LIMITED                         | 362.40                                       | 1,090.23                                     | Repayable in 36 monthly installments on diminishing value method           |
| MAANAVEEYA DEVELOPMENT & FINANCE PRIVATE LIMITED | 2,333.33                                     | 3,500.00                                     | Repayable in 3 annual installments on diminishing value method             |
| TATA CAPITAL SERVICE                             | -  | 50.00  | Repayable in 24 monthly installments on diminishing value method           |
| HERO FINCORP                                     | -  | 673.37                                       | Repayable in 24 monthly installments on diminishing value method           |
| HERO FINCORP                                     | 996.42                                       | 1,890.39                                     | Repayable in 24 monthly installments on diminishing value method           |
| HERO FINCORP                                     | 1,191.66                                     | 2,000.00                                     | Repayable in 21 monthly installments on diminishing value method           |
| Capital first                                    | -  | -  | repayable in 36 Monthly instalment on Diminishing value method             |

|  |          |          |   |
|--|----------|----------|---|
| IFMR Capital   | -        | -        | repayable in 36 Monthly instalment on Dimnishing value method |
| Reliance Capital II                                  | -        | -        | repayable in 24 Monthly instalment on Dimnishing value method |
| NABFIN   | -        | -        | repayable in 26 Monthly instalment on Dimnishing value method |
| Adjustments on account of effective rate of interest | (334.53) | (381.15) |   |

<This section has been intentionally left blank>

**Muthoot Fincorp Limited****Annexure VI - Notes to Reformatted Consolidated Financial Statements***(Amount in Rs. Lakhs, except share data and unless otherwise stated)***20 Subordinated Liabilities**

| <b>Particulars</b>  | <b>As at<br/>31st March 2020</b> | <b>As at<br/>31st March 2019</b> |
|---|----------------------------------|----------------------------------|
| <b>At amortised cost</b>                                  |                                  |                                  |
| Subordinated Debt   | 2,30,519.14                      | 2,43,423.24                      |
| Subordinated Debt - Listed                                | 3,557.87                         | 3,556.19                         |
| Unsecured Term Loan from Financial Institutions           | 2,492.77                         | 2,489.27                         |
| Tier-I Capital - Perpetual Debt Instruments               | 26,090.46                        | 26,049.26                        |
| <b>At FVTPL</b>   |                                  |                                  |
| Preference Shares other than those that qualify as equity | -                                | -                                |
| <b>Total</b>  | <b>2,62,660.24</b>               | <b>2,75,517.96</b>               |
| Borrowings in India                                       | 2,62,660.24                      | 2,75,517.96                      |
| Borrowings outside India                                  | -                                | -                                |

(a) Subordinated Debt instruments are unsecured, subordinated to the claims of all other creditors with an initial maturity of minimum 5 years. Subordinated Debt aggregating to Rs.10,000 (31st March 2019 : Rs.10,000) are guaranteed by promoter directors (Mr. Thomas John Muthoot, Mr.Thomas George Muthoot and Mr. Thomas Muthoot) of the Company.

(b) Maturity Profile of Subordinated Debt, Subordinated Debt-Listed and Unsecured Term Loan

| <b>Particulars</b>                                   | <b>Amount</b>      |
|--|--------------------|
| FY 2020-21   | 33,161.19          |
| FY 2021-22   | 64,655.59          |
| FY 2022-23   | 39,234.58          |
| FY 2023-24   | 47,895.99          |
| FY 2024-25   | 25,994.84          |
| FY 2025-26   | 9,303.59           |
| FY 2026-27   | 10,327.01          |
| FY 2027-28   | 5,999.28           |
| Adjustments on account of effective rate of interest | (2.29)             |
| <b>TOTAL</b>   | <b>2,36,569.78</b> |

(c) Unamortised Borrowing Cost on Unsecured Term Loan from Financial Institutions is Rs.7.23 (31st March 2019: Rs.10.73).

(d) Perpetual Debt Instruments are unsecured instruments, which have been issued as per RBI guidelines. Unamortised Borrowing Cost on Perpetual Debt Instruments is Rs.309.54 (31st March 2019: Rs.350.74).

(e) The percentage of PDI to the Tier I Capital of the Group as at March 31, 2020 is 13.08% (March 31, 2019 - 13.16%).

<This section has been intentionally left blank>

**21 Other Financial Liabilities**

| Particulars   | As at<br>31st March 2020 | As at<br>31st March 2019 |
|---|--------------------------|--------------------------|
| Expenses Payable  | 1,506.48                 | 2,061.66                 |
| Security deposits received                              | 787.58                   | 819.22                   |
| Unpaid matured debt and interest accrued thereon        | 1,180.40                 | 2,253.54                 |
| Interest accrued but not due on borrowings              | 37,145.67                | 43,223.02                |
| Unpaid dividend   | -                        | -                        |
| Capital creditors                                       | -                        | -                        |
| Payable to employees                                    | 1,272.09                 | 1,336.14                 |
| Payables towards securitisation/assignment transactions | 9,631.77                 | 8,420.84                 |
| Others  | 3,449.88                 | 1,648.08                 |
| <b>Total</b>  | <b>54,973.87</b>         | <b>59,762.50</b>         |

21.1. Impairment on Loan Commitments amounting to Rs.7.96 as at March 31, 2019 which was grouped under Other Financial Liabilities in FY2019 has been regrouped to Provisions in the current year comparative.

21.2. Employee advances amounting to Rs.380.41 as at March 31, 2019 which was grouped under Others above, in FY2019 has been regrouped to Other non financial liabilities in the current year comparative.

**22 Provisions**

| Particulars                          | As at<br>31st March 2020 | As at<br>31st March 2019 |
|--------------------------------------|--------------------------|--------------------------|
| Provision for employee benefits      |                          |                          |
| - Gratuity                           | 2,127.75                 | 1,184.17                 |
| - Provision for compensated absences | 407.77                   | 425.60                   |
| Impairment on Loan Commitments       | 14.75                    | 7.96                     |
| <b>Total</b>                         | <b>2,550.27</b>          | <b>1,617.73</b>          |

22.1. Impairment on Loan Commitments amounting to Rs.7.96 as at March 31, 2019, which was grouped under Other Financial Liabilities in FY2019 has been regrouped to Provisions in the current year comparative.

**23 Other Non-Financial Liabilities**

| Particulars                     | As at<br>31st March 2020 | As at<br>31st March 2019 |
|---------------------------------|--------------------------|--------------------------|
| Statutory dues payable          | 3,855.77                 | 2,073.00                 |
| Advance received from Customers | 76.51                    | 87.25                    |
| Income received in advance      | 24.39                    | 100.74                   |
| Other non financial liabilities | 790.81                   | 382.78                   |
| <b>Total</b>                    | <b>4,747.48</b>          | <b>2,643.77</b>          |

23.1. Employee advances amounting to Rs.380.41 as at March 31, 2019 which was grouped under Others under Other Financial Liabilities, in FY2019 has been regrouped to Other non financial liabilities above, in the current year comparative.

<This section has been intentionally left blank>



**Muthoot Fincorp Limited****Annexure VI - Notes to Reformatted Consolidated Financial Statements***(Amount in Rs. Lakhs, except share data and unless otherwise stated)***24 Equity share capital****(a) Authorised share capital :**

| Particulars                    | No. of Shares | Amount    | Amount    |
|--------------------------------|---------------|-----------|-----------|
| <b>At 1st April 2018</b>       | 20,00,00,000  | 20,000.00 | 20,000.00 |
| Add: Increased during the year | -             | -         | -         |
| <b>At 31st March 2019</b>      | 20,00,00,000  | 20,000.00 | 20,000.00 |
| Add: Increased during the year | -             | -         | -         |
| <b>At 31st March 2020</b>      | 20,00,00,000  | 20,000.00 | 20,000.00 |

**(b) Issued capital :**

| Particulars                    | No. of Shares | Amount    | Amount    |
|--------------------------------|---------------|-----------|-----------|
| <b>At 1st April 2018</b>       | 19,38,00,800  | 19,380.08 | 19,380.08 |
| Add: Increased during the year | -             | -         | -         |
| <b>At 31st March 2019</b>      | 19,38,00,800  | 19,380.08 | 19,380.08 |
| Add: Increased during the year | -             | -         | -         |
| <b>At 31st March 2020</b>      | 19,38,00,800  | 19,380.08 | 19,380.08 |

**(c) Subscribed and Fully Paid Up Capital**

| Particulars                    | No. of Shares | Amount    | Amount    |
|--------------------------------|---------------|-----------|-----------|
| <b>At 1st April 2018</b>       | 19,37,05,560  | 19,370.56 | 19,370.56 |
| Add: Increased during the year | -             | -         | -         |
| <b>At 31st March 2019</b>      | 19,37,05,560  | 19,370.56 | 19,370.56 |
| Add: Increased during the year | -             | -         | -         |
| <b>At 31st March 2020</b>      | 19,37,05,560  | 19,370.56 | 19,370.56 |

**(d) Terms/ rights attached to equity shares :**

The Group has only one class of shares namely equity shares having a face value of Rs.10. Each holder of equity share is entitled to one vote per share. All shares rank pari passu with regard to dividend and repayment of capital. In the event of liquidation of Company, the holder of equity shares will be entitled to receive any of the remaining assets of the Group, after distribution of all preferential amounts.

**(e) Shareholder's having more than 5% equity shareholding in the Group**

| Particulars               | As at<br>31st March 2020       | As at<br>31st March 2019 |
|---------------------------|--------------------------------|--------------------------|
|                           | No. of shares and % of holding |                          |
| Mr. Thomas John Muthoot   | 5,08,43,764 - 26.25%           | 5,08,43,764 - 26.25%     |
| Mr. Thomas George Muthoot | 5,08,43,764 - 26.25%           | 5,08,43,764 - 26.25%     |
| Mr. Thomas Muthoot        | 5,08,43,769 - 26.25%           | 5,08,43,769 - 26.25%     |
| Ms. Preethi John Muthoot  | 1,35,25,989 - 6.98%            | 1,35,25,989 - 6.98%      |
| Ms. Nina George           | 1,35,25,961 - 6.98%            | 1,35,25,961 - 6.98%      |
| Ms. Remy Thomas           | 1,35,25,988 - 6.98%            | 1,35,25,988 - 6.98%      |

## 25 Other Equity

| Particulars   | As at<br>31st March 2020 | As at<br>31st March 2019 |
|---|--------------------------|--------------------------|
| Securities Premium  | 38,129.85                | 38,129.85                |
| Statutory Reserve (Pursuant to Section 45-IC of the RBI Act 1934) | 48,414.09                | 41,981.44                |
| Statutory Reserve (Pursuant to Section 29C of the NHB Act 1987)   | 1,266.37                 | 823.48                   |
| Debenture Redemption Reserve                                      | -                        | 976.33                   |
| Retained Earnings   | 1,18,998.96              | 1,23,595.84              |
| General Reserve   | (1.58)                   | (26.06)                  |
| Treasury shares   | -                        | (343.06)                 |
| Employee stock options outstanding                                | 152.94                   | 90.04                    |
| Other Comprehensive income  | 2,268.67                 | 4,161.09                 |
| <b>Total</b>  | <b>2,09,229.30</b>       | <b>2,09,388.95</b>       |

### 24.1. Nature and purpose of reserve

#### Securities Premium

Securities premium is used to record the premium on issue of shares. This can be utilised only for limited purposes such as issuance of bonus shares in accordance with the provisions of the Companies Act, 2013.

#### Statutory Reserve

Statutory Reserve represents the Reserve Fund created under Section 45-IC of the Reserve Bank of India Act, 1934 and Section 29C of the National Housing Bank Act, 1987 read with Section 36(1)(viii) of the Income Tax Act, 1961. Accordingly, an amount representing 20% of Profit for the period is transferred to the Reserve for the year.

#### Debenture Redemption Reserve

The Companies (Share Capital and Debentures) Rules, 2014 required companies that issue debentures to create a Debenture Redemption Reserve from annual profits until such debentures are redeemed. The Group was accordingly required to transfer 25% of the total value of Debentures outstanding as on 31st March 2019, which was issued through public issue to the Debenture Redemption Reserve. The amounts credited to the debenture redemption reserve could not be utilised except to redeem debentures. On redemption of debentures, the amount could be transferred from Debenture Redemption Reserve to Retained Earnings.

The Companies (Share Capital and Debentures) Rules, 2014 was subsequently amended vide Notification F. No. 01/04/2013-CL-V- Part-III dated 16th August, 2019, by which listed NBFCs registered with Reserve Bank of India under section 45-IA of the RBI Act were no longer required to maintain the Debenture Redemption Reserve specified under the said Rules. Hence, the requirement of maintaining the Debenture Redemption Reserve no longer exists as at 31st March, 2020, and accordingly the balance in the Debenture Redemption Reserve has been written back to Retained Earnings.

#### Employee stock options outstanding

The account is used to recognise the grant date value of options issued to employees under Employee stock option plan and adjusted as and when such options are exercised or otherwise expire.

#### Loan assets through other comprehensive income

The Company recognises changes in the fair value of loan assets held with business objective of collect and sell in other comprehensive income. These changes are accumulated within the FVOCI debt investments reserve within equity. The company transfers amounts from this reserve to the statement of profit and loss when the loan assets are sold. Any impairment loss on such loans are reclassified immediately to the statement of profit and loss.

#### Treasury shares

Treasury shares represents Company's own equity shares held by Employee welfare trust.

#### General reserve

Represents the profits or losses made by the Employee Welfare Trust on account of issue or sale of treasury stock.

#### Retained Earnings

This Reserve represents the cumulative profits of the Group. This Reserve can be utilized in accordance with the provisions of the Companies Act, 2013.

**Muthoot Fincorp Limited**
**Annexure VI - Notes to Reformatted Consolidated Financial Statements**

(Amount in Rs. Lakhs, except share data and unless otherwise stated)

**26 Interest Income**

| Particulars  | For the Year Ended<br>31st March 2020 | For the Year Ended<br>31st March 2019 |
|--|---------------------------------------|---------------------------------------|
| <b>On Financial Assets measured at Amortised Cost</b>                                |                                       |                                       |
| Interest on Loans  | 2,85,516.70                           | 2,54,755.39                           |
| Interest Income from Investments   | -                                     | 220.64                                |
| Interest on Deposit with Banks   | 1,891.74                              | 1,610.69                              |
| Other Interest Income  | 440.84                                | 112.41                                |
| <b>On Financial Assets measured at fair value through other comprehensive income</b> |                                       |                                       |
| Interest on Loans  | 19,194.58                             | 34,911.38                             |
| Other Interest Income  | 8,612.33                              | 1,615.41                              |
| <b>Total</b>   | <b>3,15,656.19</b>                    | <b>2,93,225.92</b>                    |

**27 Net gain on fair value changes**

| Particulars   | For the Year Ended<br>31st March 2020 | For the Year Ended<br>31st March 2019 |
|---|---------------------------------------|---------------------------------------|
| (i) On trading portfolio  |                                       |                                       |
| - Investments   | 262.34                                | (259.41)                              |
| (ii) On financial instruments designated at fair value through profit or loss | -                                     | -                                     |
| (iii) Gain on sale of loans at fair value through other comprehensive income  | 21,628.42                             | 17,938.51                             |
| <b>Total Net gain/(loss) on fair value changes</b>                            | <b>21,890.76</b>                      | <b>17,679.10</b>                      |
| Fair Value changes:   |                                       |                                       |
| - Realised  | 21,827.69                             | 17,938.51                             |
| - Unrealised  | 63.07                                 | (259.41)                              |
|   | <b>21,890.76</b>                      | <b>17,679.10</b>                      |

**28 Others**

| Particulars                          | For the Year Ended<br>31st March 2020 | For the Year Ended<br>31st March 2019 |
|--------------------------------------|---------------------------------------|---------------------------------------|
| Income from Money transfer           | 1,398.91                              | 927.47                                |
| Income From Forex Operations         | 262.87                                | 276.42                                |
| Income From Power Generation         | 996.20                                | 1,076.44                              |
| Income from Investment               | 2,561.70                              | 1,551.50                              |
| Income from Software support service | 244.56                                | 292.74                                |
| Other financial services             | 283.69                                | 246.47                                |
| Other income                         | 698.02                                | 261.06                                |
| <b>Total</b>                         | <b>6,445.95</b>                       | <b>4,632.10</b>                       |

28.1. Rs.1,525.49 which was grouped as Profit on sale of financial assets carried at fair value through profit or loss under Other Income for the year ended March 31, 2019 has been regrouped to Income from Investment in the current year comparative.

**29 Other Income**

| Particulars   | For the Year Ended<br>31st March 2020 | For the Year Ended<br>31st March 2019 |
|---|---------------------------------------|---------------------------------------|
| Net gain on debt instrument designated at fair value through profit or loss | -                                     | 1,403.63                              |
| Net gain on conversion of debt instrument to equity                         | -                                     | 461.85                                |
| Non-operating income  | 376.82                                | 136.35                                |
| <b>Total</b>  | <b>376.82</b>                         | <b>2,001.83</b>                       |

29.1. Rs.1,525.49 which was grouped as Profit on sale of financial assets carried at fair value through profit or loss under Other Income for the year ended March 31, 2019, has been regrouped to Income from Investment in the current year comparative.

**30 Finance Costs**

| Particulars                         | For the Year Ended<br>31st March 2020 | For the Year Ended<br>31st March 2019 |
|-------------------------------------|---------------------------------------|---------------------------------------|
| Interest on borrowings              | 1,28,473.16                           | 1,16,011.26                           |
| Interest on debt securities         | 12,711.45                             | 14,642.92                             |
| Interest on lease liabilities       | 6,066.58                              | -                                     |
| Interest on subordinate liabilities | 24,120.53                             | 27,101.25                             |
| Other charges                       | 4,733.33                              | 3,654.12                              |
| <b>Total</b>                        | <b>1,76,105.05</b>                    | <b>1,61,409.55</b>                    |

**31 Impairment of Financial Instruments**

| Particulars   | For the Year Ended<br>31st March 2020 | For the Year Ended<br>31st March 2019 |
|---|---------------------------------------|---------------------------------------|
| <b>At Amortised Cost</b>                                |                                       |                                       |
| Loans- at amortised cost                                | 17,450.32                             | 5,778.96                              |
| Impairment on loan commitments                          | 6.78                                  | 2.34                                  |
| Impairment on other receivables                         | 1.51                                  | (20.74)                               |
| Loans written off                                       | 17,505.86                             | 57.56                                 |
| Investments- at Amortised Cost                          | 1,207.44                              | -                                     |
| <b>At Fair Value through Other Comprehensive Income</b> |                                       |                                       |
| Investments- at FVOCI                                   | -                                     | -                                     |
| <b>Total</b>  | <b>36,171.91</b>                      | <b>5,818.12</b>                       |

31.1. BADEBTS write off amounting to Rs.57.56, which was grouped under Other Expenses for the year ended March 31, 2019, has been regrouped to Impairment of Financial Instruments in the current year comparative.

**32 Employee Benefits**

| Particulars                                | For the Year Ended<br>31st March 2020 | For the Year Ended<br>31st March 2019 |
|--|---------------------------------------|---------------------------------------|
| Salaries and Wages                         | 64,126.44                             | 53,654.76                             |
| Contributions to Provident and Other Funds | 3,896.39                              | 3,589.35                              |
| Incentives                                 | 2,184.78                              | 1,421.26                              |
| Bonus & Exgratia                           | 1,159.42                              | 1,311.37                              |
| Gratuity & Leave encashment                | 407.50                                | -                                     |
| Share based payments                       | 60.72                                 | 170.12                                |
| Staff Welfare Expenses                     | 1,091.93                              | 1,449.85                              |
| <b>Total</b>                               | <b>72,927.18</b>                      | <b>61,596.71</b>                      |

**33 Depreciation expense**

| Particulars                         | For the Year Ended<br>31st March 2020 | For the Year Ended<br>31st March 2019 |
|-------------------------------------|---------------------------------------|---------------------------------------|
| Depreciation of Tangible Assets     | 6,784.43                              | 7,070.68                              |
| Depreciation of Right of Use Assets | 15,026.95                             | -                                     |
| Amortization of Intangible Assets   | 523.84                                | 477.78                                |
| <b>Total</b>                        | <b>22,335.22</b>                      | <b>7,548.46</b>                       |

**34 Other Expenses**

| Particulars                               | For the Year Ended<br>31st March 2020 | For the Year Ended<br>31st March 2019 |
|---|---------------------------------------|---------------------------------------|
| Advertisement and publicity               | 2,939.16                              | 4,507.43                              |
| AMC Charges                               | 88.52                                 | 72.60                                 |
| Auditor's fees and expenses               | 109.81                                | 119.55                                |
| Communication costs                       | 3,359.13                              | 3,631.92                              |
| Director's fees, allowances and expenses  | 152.60                                | 154.78                                |
| Donations & CSR Expenses                  | 637.16                                | 722.84                                |
| Intangible Assets Written Off             | -                                     | -                                     |
| Impairment on assets held for sale        | 28.98                                 | 37.80                                 |
| Insurance                                 | 387.52                                | 592.88                                |
| Legal & Professional Charges              | 4,008.76                              | 2,622.60                              |
| Office Expenses                           | 89.36                                 | 82.90                                 |
| Other Expenditure                         | 1,354.26                              | 801.38                                |
| Printing and Stationery                   | 1,212.46                              | 1,212.83                              |
| Rent, taxes and energy costs              | 6,063.71                              | 21,181.04                             |
| Repairs and maintenance                   | 2,948.95                              | 2,342.24                              |
| Security Charges                          | 3,833.21                              | 3,718.51                              |
| Software Licence and Subscription charges | 134.07                                | 21.31                                 |
| Software Development Expenses             | 150.13                                | 168.99                                |
| Travelling and Conveyance                 | 4,946.89                              | 3,911.30                              |
| Water Charges                             | 16.25                                 | 12.76                                 |
| <b>Total</b>                              | <b>32,460.93</b>                      | <b>45,915.66</b>                      |

34.1. Badebts write off amounting to Rs.57.56, which was grouped under Other Expenses for the year ended March 31, 2019, has been regrouped to Impairment of Financial Instruments in the current year comparative.

**(a) Auditors Remuneration**

| Particulars                          | For the Year Ended<br>31st March 2020 | For the Year Ended<br>31st March 2019 |
|--------------------------------------|---------------------------------------|---------------------------------------|
| <b>As auditor</b>                    |                                       |                                       |
| Statutory Audit fees                 | 66.30                                 | 52.46                                 |
| Limited review fees                  | 16.25                                 | -                                     |
| Tax Audit fees                       | 8.50                                  | 8.66                                  |
| <b>For other services</b>            |                                       |                                       |
| Certification and other matters      | 13.42                                 | 53.43                                 |
| <b>For reimbursement of expenses</b> |                                       |                                       |
| Out of pocket expenses               | 2.76                                  | 0.41                                  |
| <b>Total</b>                         | <b>107.23</b>                         | <b>114.96</b>                         |

*Above figures are exclusive of GST/Service Tax*

**(b) CSR Expenditure**

As required under Section 135 of the Companies Act, 2013, the Group was required to spend Rs.725.03 in the reporting year in pursuance of its Corporate Social Responsibility Policy, being two per cent of the average net profits of the company made during the three immediately preceding financial years. The Group has during the year, spent a total of Rs.489.09 towards CSR expenditure. However, the accumulated shortfall in the amount spent over prior years in comparison with the Companies Act requirement, stands at Rs.386.36 as on 31st March, 2020. The said shortfall is expected to be utilized in the subsequent years, as was partially utilized in the current reporting period.

(c) Donations made by the Group include political contributions amounting to Rs.0.10 during the year ended 31st March 2020 (Year ended 31st March 2019 : Rs 0.25)

**35 Earnings Per Share**

Basic earnings per share (EPS) is calculated by dividing the net profit for the year attributable to equity holders of Parent Company by the weighted average number of equity shares outstanding during the year.

Diluted EPS is calculated by dividing the net profit attributable to equity holders of Parent Company (after adjusting for interest on the convertible preference shares and interest on the convertible bond, in each case, net of tax, if any) by the weighted average number of equity shares outstanding during the year plus the weighted average number of equity shares that would be issued on the conversion of all the dilutive potential ordinary shares into ordinary shares.

| Particulars   | For the Year Ended<br>31st March 2020 | For the Year Ended<br>31st March 2019 |
|---|---------------------------------------|---------------------------------------|
| Net profit attributable to ordinary equity holders of the parent        | 24,703.73                             | 30,942.62                             |
| Weighted average number of equity shares for basic earnings per share   | 19,37,05,560                          | 19,37,05,560                          |
| Effect of dilution  | -                                     | -                                     |
| Weighted average number of equity shares for diluted earnings per share | 19,37,05,560                          | 19,37,05,560                          |
| <b>Earnings per share</b>   |                                       |                                       |
| Basic earnings per share (Rs.)  | 12.75                                 | 15.97                                 |
| Diluted earnings per share (Rs.)  | 12.75                                 | 15.97                                 |

**Muthoot Fincorp Limited**
**Annexure VI - Notes to Reformatted Consolidated Financial Statements**

(Amount in Rs. Lakhs, except share data and unless otherwise stated)

**36 Income Tax**

The components of income tax expense for the years ended March 31st 2020 and March 31st 2019 are:

| Particulars   | For the Year Ended 31st<br>March 2020 | For the Year Ended 31st<br>March 2019 |
|---|---------------------------------------|---------------------------------------|
| Current tax   | 11,770.02                             | 16,318.87                             |
| Deferred tax relating to origination and reversal of temporary differences          | (2,268.64)                            | (621.55)                              |
| <b>Income tax expense reported in statement of profit and loss</b>                  | <b>9,501.38</b>                       | <b>15,697.32</b>                      |
| <b>OCI Section</b>  |                                       |                                       |
| Deferred tax related to items recognised in OCI during the period:                  |                                       |                                       |
| Net gain / (loss) on equity instruments measured through other comprehensive income | 35.12                                 | 23.29                                 |
| Remeasurement of loan assets  | (149.38)                              | (1,264.64)                            |
| Remeasurement of the defined benefit liabilities                                    | 102.88                                | (3.75)                                |
| <b>Income tax charged to OCI</b>  | <b>(11.38)</b>                        | <b>(1,245.10)</b>                     |

**Reconciliation of the total tax charge:**

The tax charge shown in the statement of profit and loss differ from the tax charge that would apply if all the profits had been charged at India corporate tax rate. A reconciliation between the tax expense and the accounting profit multiplied by India's domestic tax rate for the year ended March 31st 2020 and year ended March 31st 2019 is as follows:

| Particulars  | For the Year Ended 31st<br>March 2020 | For the Year Ended 31st<br>March 2019 |
|--|---------------------------------------|---------------------------------------|
| Accounting profit before tax   | 35,294.19                             | 52,958.48                             |
| <b>At India's statutory income tax rate of 25.168%* (2019: 34.944%, 2018: 34.608%)</b> | <b>8,882.84</b>                       | <b>18,505.81</b>                      |
| <b>Tax effects of adjustments</b>  |                                       |                                       |
| Non deductible items   | 949.36                                | 324.54                                |
| Exempted Income  | (5.67)                                | (6.60)                                |
| Deduction under Chapter VIA of the Income Tax Act                                      | -                                     | (279.56)                              |
| Adjustment on account of different tax rates   | (625.55)                              | (1,092.96)                            |
| Opening balance of DTA due to change in tax rate                                       | 83.70                                 | -                                     |
| Tax impact of previous years   | 139.57                                | (135.27)                              |
| Tax on income which are taxed on different rates                                       | 0.82                                  | (1,700.21)                            |
| Others   | 76.32                                 | 81.57                                 |
| <b>Income tax expense reported in the statement of profit or loss</b>                  | <b>9,501.38</b>                       | <b>15,697.32</b>                      |
| <b>Effective Income Tax Rate</b>   | <b>26.92%</b>                         | <b>29.64%</b>                         |

<This section has been intentionally left blank>

**Muthoot Fincorp Limited**  
**Annexure VI - Notes to Reformatted Consolidated Financial Statements**  
(Amount in Rs. Lakhs, except share data and unless otherwise stated)

**Income Tax (contd...)**

**Movement in deferred tax assets/(liabilities)**

| Particulars   | As at 31st March 2018 | Recognised in Statement of Profit and Loss | Recognised in Statement of other comprehensive income | Adjusted to Retained Earnings / Other Comprehensive Income | As at 31st March 2019 |
|---|-----------------------|--|---|--|-----------------------|
| Deductible temporary difference on account of depreciation and amortisation | 1,114.58              | 690.20                                     | -   | -  | 1,804.78              |
| Bonus disallowed due to non-payment   | 185.00                | 74.23                                      | -   | -  | 259.23                |
| Provision for employee benefits   | 195.16                | 46.89                                      | 9.35  | -  | 251.40                |
| Provision for Investment Rate Fluctuation                                   | 57.48                 | -  | -   | -  | 57.48                 |
| Expected credit loss provision on financial assets                          | 2,604.32              | 555.87                                     | -   | -  | 3,160.19              |
| Financial assets measured at amortised cost                                 | 1,076.81              | 339.08                                     | -   | -  | 1,415.89              |
| Fair Valuation of Financial Assets  | 116.01                | 73.28                                      | 23.27   | -  | 212.56                |
| Financial liabilities measured at amortised cost                            | (199.23)              | (35.32)                                    | -   | -  | (234.55)              |
| Direct assignment transactions  | (3,492.60)            | (1,075.76)                                 | (1,264.64)  | -  | (5,833.00)            |
| Securitisation transactions   | 19.30                 | (19.30)                                    | -   | -  | 0.00                  |
| Special reserve   | (137.44)              | (72.77)                                    | -   | -  | (210.21)              |
| Other items giving rise to temporary differences                            | 58.06                 | 35.56                                      | (13.08)   | -  | 80.54                 |
| Minimum Alternate tax credit entitlement                                    | 91.58                 | -  | -   | -  | 91.58                 |
| Carry Forward Losses and Unabsorbed Depreciation                            | 27.04                 | 9.59                                       | -   | -  | 36.63                 |
| Reversal of Previous Years  | (41.39)               | -  | -   | (216.23)   | (257.62)              |
| Round Off Adjustment  | 0.01                  | -  | -   | -  | 0.03                  |
| <b>Total</b>  | <b>1,674.69</b>       | <b>621.55</b>                              | <b>(1,245.10)</b>                                     | <b>(216.23)</b>  | <b>834.93</b>         |

| Particulars   | As at 31st March 2019 | Recognised in Statement of Profit and Loss | Recognised in Statement of other comprehensive income | Adjusted to Retained Earnings / Other Comprehensive Income | As at 31st March 2020 |
|---|-----------------------|--|---|--|-----------------------|
| Deductible temporary difference on account of depreciation and amortisation | 1,804.78              | 405.95                                     | -   | -  | 2,210.73              |
| Bonus disallowed due to non-payment   | 259.23                | 63.32                                      | -   | -  | 322.55                |
| Provision for employee benefits   | 251.40                | 117.59                                     | 33.18   | -  | 402.17                |
| Provision for Investment Rate Fluctuation                                   | 57.48                 | -  | -   | -  | 57.48                 |
| Expected credit loss provision on financial assets                          | 3,160.19              | 3,690.03                                   | -   | -  | 6,850.22              |
| Financial assets measured at amortised cost                                 | 1,415.89              | 50.32                                      | -   | -  | 1,466.21              |
| Fair Valuation of Financial Assets  | 212.56                | -  | 34.91   | -  | 247.47                |
| Financial liabilities measured at amortised cost                            | (234.55)              | (51.51)                                    | -   | -  | (286.06)              |
| Direct assignment transactions  | (5,833.00)            | (1,731.14)                                 | (149.38)  | -  | (7,713.52)            |
| Securitisation transactions   | -                     | -  | -   | -  | -                     |
| Special reserve   | (210.21)              | (57.81)                                    | -   | -  | (268.02)              |
| EIS receivable  | -                     | (366.70)                                   | -   | -  | (366.70)              |



**Movement in deferred tax assets/(liabilities) (contd...)**

| Particulars  | As at 31st March 2019 | Recognised in Statement of Profit and Loss | Recognised in Statement of other comprehensive income | Adjusted to Retained Earnings / Other Comprehensive Income | As at 31st March 2020 |
|--|-----------------------|--|---|--|-----------------------|
| Fair value of future lease obligations in accordance with Ind AS 116 | -                     | 132.35                                     | -   | -  | 132.35                |
| Other items giving rise to temporary differences                     | 80.54                 | 22.12                                      | 69.90   | -  | 172.57                |
| Minimum Alternate tax credit entitlement                             | 91.58                 | -  | -   | -  | 91.58                 |
| Carry Forward Losses and Unabsorbed Depreciation                     | 36.63                 | (5.89)                                     | -   | (3.92)   | 26.83                 |
| Reversal of Previous Years   | (257.62)              | -  | -   | (0.05)   | (257.67)              |
| Reversal on account of Tax rate change                               | -                     | -  | -   | (3,266.63)   | (3,266.63)            |
| Round Off Adjustment   | 0.03                  | -  | -   | -  | 0.09                  |
| <b>Total</b>   | <b>834.93</b>         | <b>2,268.64</b>                            | <b>(11.38)</b>  | <b>(3,270.59)</b>  | <b>-178.35</b>        |
| Mat Credit Utilisation   |                       |  |   |  | (34.97)               |
| <b>Total</b>   | <b>834.93</b>         | <b>2,268.64</b>                            | <b>(11.38)</b>  | <b>(3,270.59)</b>  | <b>-213.32</b>        |

**Muthoot Fincorp Limited****Annexure VI - Notes to Reformatted Consolidated Financial Statements***(Amount in Rs. Lakhs, except share data and unless otherwise stated)***37 Retirement Benefit Plan****Defined Contribution Plan**

The Group makes contributions to Provident Fund & Employee State Insurance which are defined contribution plans for qualifying employees. The amounts recognized for the aforesaid contributions in the statement of profit and loss are shown below:

| Particulars                               | As at 31st March, 2020 | As at 31st March, 2019 |
|---|------------------------|------------------------|
| Contributions to Provident Fund           | 2,699.68               | 2,180.47               |
| Contributions to Employee State Insurance | 1,161.89               | 1,383.30               |
| <b>Defined Contribution Plan</b>          | <b>3,861.57</b>        | <b>3,563.77</b>        |

**Defined Benefit Plan**

The Group has a defined benefit gratuity plan. The gratuity plan is governed by the Payment of Gratuity Act, 1972. Every employee who has completed five years or more of service gets a gratuity on leaving the service of the Group at 15 days salary (last drawn salary) for each completed year of service.

The following tables summaries the components of net benefit expense recognized in the statement of profit and loss and the funded status and amounts recognized in the balance sheet for the gratuity plan.

| Particulars                               | As at 31st March, 2020 | As at 31st March, 2019 |
|---|------------------------|------------------------|
| Present value of funded obligations       | 3,088.29               | 2,289.49               |
| Fair value of planned assets              | 960.47                 | 1,105.32               |
| <b>Defined Benefit obligation/(asset)</b> | <b>2,127.82</b>        | <b>1,184.17</b>        |

**Post employment defined benefit plan**

| Net benefit expense recognised in statement of profit and loss | As at 31st March, 2020 | As at 31st March, 2019 |
|--|------------------------|------------------------|
| Current service cost   | 563.10                 | 445.24                 |
| Net Interest on net defined benefit liability/ (asset)         | 94.14                  | 77.40                  |
| <b>Net benefit expense</b>                                     | <b>657.24</b>          | <b>522.64</b>          |

**Balance Sheet****Details of changes in present value of defined benefit obligations as follows:**

| Particulars   | As at 31st March, 2020 | As at 31st March, 2019 |
|---|------------------------|------------------------|
| Defined benefit obligation at the beginning of the year | 2,289.49               | 1,986.38               |
| Current service cost                                    | 563.11                 | 445.24                 |
| Interest cost on benefit obligations                    | 179.28                 | 149.23                 |
| Actuarial (Gain) / Loss on Total Liabilities            | 375.82                 | (54.38)                |
| Benefits paid   | (319.41)               | (236.98)               |
| <b>Benefit obligation at the end of the year</b>        | <b>3,088.29</b>        | <b>2,289.49</b>        |

**Details of changes fair value of plan assets are as follows: -**

| Particulars  | As at 31st March, 2020 | As at 31st March, 2019 |
|--|------------------------|------------------------|
| Fair value of plan assets at the beginning of the year     | 1,105.32               | 953.84                 |
| Actual Return on Plan Assets                               | 52.22                  | 31.94                  |
| Employer contributions                                     | 119.30                 | 355.37                 |
| Benefits paid  | (316.31)               | (235.83)               |
| <b>Fair value of plan assets as at the end of the year</b> | <b>960.53</b>          | <b>1,105.32</b>        |

| <b>Remeasurement gain/ (loss) in other comprehensive income (OCI)</b>   | <b>As at 31st March, 2020</b> | <b>As at 31st March, 2019</b> |
|---|-------------------------------|-------------------------------|
| Actuarial gain/(loss) on obligation   | -                             | (14.47)                       |
| <i>Actuarial changes arising from changes in financial assumptions</i>  | 231.62                        | -                             |
| <i>Experience adjustments</i>   | 144.20                        | -                             |
| Return on Plan assets, excluding amount included in net interest on the net defined benefit liability/(asset) | 32.95                         | -                             |
| <b>Actuarial (gain) / loss (through OCI)</b>  | <b>408.78</b>                 | <b>(14.47)</b>                |

The principal assumptions used in determining gratuity obligations for the Group's plans are shown below:

| <b>Particulars</b>                      | <b>As at 31st March, 2020</b> | <b>As at 31st March, 2019</b> |
|---|-------------------------------|-------------------------------|
| Salary Growth Rate                      | 0 % to 10%                    | 3% to 10%                     |
| Discount Rate                           | 5.21 % to 7%                  | 6.53% to 8%                   |
| Withdrawal Rate                         | 5 % to 20%                    | 5% to 20%                     |
| Mortality                               | 100% of IALM 2006-2008        | 100% of IALM 2006-2008        |
| Interest rate on net DBO                | 5.21 % to 7%                  | 6.53% to 8%                   |
| Expected average remaining working life | 2 Yrs to 33.55Yrs             | 1 to 33.95                    |

**Investments quoted in active markets:**

| <b>Particulars</b>                            | <b>As at 31st March, 2020</b> | <b>As at 31st March, 2019</b> |
|---|-------------------------------|-------------------------------|
| Equity instruments                            | -                             | -                             |
| Debt instruments                              | -                             | -                             |
| Real estate                                   | -                             | -                             |
| Derivatives                                   | -                             | -                             |
| Investment Funds with Insurance Group         | 100.00%                       | 100.00%                       |
| <i>Of which, Unit Linked</i>                  | -                             | -                             |
| <i>Of which, Traditional/ Non-Unit Linked</i> | 100.00%                       | 100.00%                       |
| Asset-backed securities                       | -                             | -                             |
| Structured debt                               | -                             | -                             |
| Cash and cash equivalents                     | -                             | -                             |
| <b>Total</b>                                  | <b>100.00%</b>                | <b>100.00%</b>                |

A quantitative sensitivity analysis for significant assumptions as at March 31, 2020 and March 31, 2019 are as shown below:

| <b>Assumptions</b>      | <b>Sensitivity Level</b>                 | <b>As at 31st March, 2020</b> | <b>As at 31st March, 2019</b> |
|-------------------------|--|-------------------------------|-------------------------------|
| Discount Rate           | Increase by 1%                           | 2,065.53                      | 2,109.79                      |
| Discount Rate           | Decrease by 1%                           | 2,469.31                      | 2,444.25                      |
| Further Salary Increase | Increase by 1%                           | 2,476.18                      | 2,455.89                      |
| Further Salary Increase | Decrease by 1%                           | 2,057.10                      | 2,097.40                      |
| Employee turnover       | Increase by 1%                           | 2,324.91                      | 2,317.72                      |
| Employee turnover       | Decrease by 1%                           | 2,165.84                      | 2,201.60                      |
| Mortality Rate          | Increase in expected lifetime by 1 year  | 2,244.15                      | 1,887.68                      |
| Mortality Rate          | Increase in expected lifetime by 3 years | 2,231.72                      | 1,876.50                      |

1. The weighted average duration of the defined benefit obligation as at 31st March 2020 is 5 to 10 years (2019: 4 to 10 years).
2. Gratuity liability is funded through a Gratuity Fund managed by Life Insurance Corporation of India Ltd.
3. The estimates of future salary increases, considered in actuarial valuation, take account of inflation, seniority, promotion and other relevant factors, such as supply and demand in the employment market.
4. The principal assumptions used in determining leave encashment obligations for the Company's plans are shown below:

*The discount rate is based on the prevailing market yields of Government of India securities as at the balance sheet date for the estimated term of the obligations.*

*The estimate of future salary increases considered, takes into account the inflation, seniority, promotion, increments and other relevant factors.*

**Muthoot Fincorp Limited**
**Annexure VI - Notes to Reformatted Consolidated Financial Statements**
*(Amount in Rs. Lakhs, except share data and unless otherwise stated)*
**38 Maturity analysis of assets and liabilities**

| Particulars                           | As at 31st March, 2020 |                      |                     | As at 31st March, 2019 |                      |                     |
|---------------------------------------|------------------------|----------------------|---------------------|------------------------|----------------------|---------------------|
|                                       | Within 12 months       | After 12 months      | Total               | Within 12 months       | After 12 months      | Total               |
| <b>Assets</b>                         |                        |                      |                     |                        |                      |                     |
| <b>Financial assets</b>               |                        |                      |                     |                        |                      |                     |
| Cash and cash equivalents             | 1,50,001.61            | -                    | 1,50,001.61         | 95,902.14              | -                    | 95,902.14           |
| Bank Balance other than above         | 1,374.15               | 18,251.79            | 19,625.93           | 6,611.40               | 11,269.62            | 17,881.02           |
| Trade receivables                     | 3,877.78               | -                    | 3,877.78            | 3,250.54               | -                    | 3,250.54            |
| Loans                                 | 14,61,897.08           | 2,90,881.88          | 17,52,778.97        | 13,37,408.33           | 2,19,443.14          | 15,56,851.47        |
| Investments                           | 4,870.69               | 3,460.06             | 8,330.75            | 3,417.71               | 3,363.95             | 6,781.66            |
| Other financial assets                | 4,419.61               | 12,731.24            | 17,150.85           | 3,908.44               | 25,019.50            | 28,927.94           |
| <b>Non-financial Assets</b>           |                        |                      |                     |                        |                      |                     |
| Current tax assets (net)              | 4,547.02               | -                    | 4,547.02            | 336.62                 | 1,653.51             | 1,990.13            |
| Deferred tax assets (net)             | -                      | 2,993.24             | 2,993.24            | -                      | 5,621.71             | 5,621.71            |
| Investment Property                   | -                      | 30,236.54            | 30,236.54           | -                      | 30,096.72            | 30,096.72           |
| Property, plant and equipment         | -                      | 49,312.76            | 49,312.76           | -                      | 52,004.41            | 52,004.41           |
| Capital work-in-progress              | -                      | -                    | -                   | -                      | 65.80                | 65.80               |
| Intangible assets under development   | -                      | 87.44                | 87.44               | -                      | 2.95                 | 2.95                |
| Other intangible assets               | -                      | 1,622.48             | 1,622.48            | -                      | 1,813.07             | 1,813.07            |
| Right-of-use assets                   | 9,774.40               | 41,601.26            | 51,375.66           | -                      | -                    | -                   |
| Other non financial assets            | 6,544.86               | 25,551.40            | 32,096.26           | 34,468.18              | 1,951.48             | 36,419.66           |
| <b>Total assets</b>                   | <b>16,47,307.20</b>    | <b>4,76,730.08</b>   | <b>21,24,037.28</b> | <b>14,85,303.35</b>    | <b>3,52,305.87</b>   | <b>18,37,609.22</b> |
| <b>Liabilities</b>                    |                        |                      |                     |                        |                      |                     |
| <b>Financial Liabilities</b>          |                        |                      |                     |                        |                      |                     |
| Trade payables                        | 335.84                 | -                    | 335.84              | 313.26                 | -                    | 313.26              |
| Other Payables                        | 37,438.68              | -                    | 37,438.68           | 46,899.74              | -                    | 46,899.74           |
| Debt Securities                       | 22,665.53              | 86,388.68            | 1,09,054.21         | 30,688.92              | 23,319.93            | 54,008.85           |
| Borrowings (other than debt security) | 8,40,350.67            | 4,88,549.04          | 13,28,899.71        | 9,19,391.91            | 2,10,074.78          | 11,29,466.69        |
| Lease Liability                       | 14,425.62              | 40,154.49            | 54,580.11           | -                      | -                    | -                   |
| Subordinated Liabilities              | 33,160.22              | 2,29,500.02          | 2,62,660.24         | 38,822.21              | 2,36,695.75          | 2,75,517.96         |
| Other Financial liabilities           | 36,039.25              | 18,934.62            | 54,973.87           | 33,972.27              | 25,790.24            | 59,762.51           |
| <b>Non-financial Liabilities</b>      |                        |                      |                     |                        |                      |                     |
| Current tax liabilities (net)         | 287.56                 | -                    | 287.56              | 3,686.03               | 0.25                 | 3,686.28            |
| Provisions                            | 185.70                 | 2,364.57             | 2,550.27            | 197.41                 | 1,420.32             | 1,617.73            |
| Deferred tax liabilities (net)        | -                      | 3,206.56             | 3,206.56            | -                      | 4,786.78             | 4,786.78            |
| Other non-financial liabilities       | 4,747.48               | -                    | 4,747.48            | 2,643.77               | -                    | 2,643.77            |
| <b>Total Liabilities</b>              | <b>9,89,636.55</b>     | <b>8,69,097.98</b>   | <b>18,58,734.53</b> | <b>10,76,615.51</b>    | <b>5,02,088.05</b>   | <b>15,78,703.56</b> |
| <b>Net</b>                            | <b>6,57,670.65</b>     | <b>(3,92,367.90)</b> | <b>2,65,302.75</b>  | <b>4,08,687.84</b>     | <b>(1,49,782.18)</b> | <b>2,58,905.66</b>  |

**Muthoot Fincorp Limited****Annexure VI - Notes to Reformatted Consolidated Financial Statements***(Amount in Rs. Lakhs, except share data and unless otherwise stated)***39 Contingent Liabilities (to the extent not provided for)**

| Particulars  | As at<br>31st March 2020 | As at<br>31st March 2019 |
|--|--------------------------|--------------------------|
| <b>(i) Contingent Liabilities</b>                                      |                          |                          |
| <b>Claims against the Company not acknowledged as debt</b>             |                          |                          |
| (i) Income Tax Demands   | 6,327.34                 | 6,065.85                 |
| (ii) Service Tax Demands   | 3,600.90                 | 3,600.86                 |
| (iii) Value Added Tax Demands  | 1,432.70                 | 2,294.21                 |
| (iv) Bank Guarantees   | 92.09                    | 204.50                   |
| (v) Cash Margin on Securitisation                                      | 2,258.62                 | 3,891.32                 |
| (vi) Credit enhancements (cash collateral and principal subordination) | -                        | -                        |

(vi) Some of the branches of the Company had received notices under the Kerala Money Lenders Act, 1958, for registration. The Company has challenged the same and currently the matter is before the Hon'ble Supreme Court. The Hon'ble Supreme Court has granted an interim stay till the disposal of the appeal. Pending the resolution of the same, no adjustments have been made in the financial statements for the required license fee and Security deposits.

(vii) The Company has filed a Writ Petition before the Honourable High Court of Madras on 30th July, 2019 challenging the Order passed by the Income Tax Settlement Commission, Chennai Bench abating the proceedings before it relating to the Settlement Application filed by the Company dated December 17, 2017 ("Settlement Application"); and praying for stay on proceedings initiated by the Joint Commissioner of Income Tax (OSD), Central Circle, Thiruvananthapuram post abatement of proceedings by the Settlement Commission. The tax and interest due on the issues forming part of the Settlement Application totaled to ₹7,406 lakh. The Settlement Application related to notices received under Section 147 of the Income Tax Act, as per which the income chargeable to tax for the Financial Years 2011-12 to 2016-17 of MFL had escaped assessment, and Section 153A of the Income Tax Act, as per which MFL was required to prepare true and correct return of which MFL was assessable for the Assessment Years 2011-2012 to 2016-2017. The proceedings before the High Court of Madras is currently pending.

(viii) Other commitments

Loan commitment in respect of partly disbursed loans is INR 4,633.89 (31 March 2019 : INR 4,718.92).

<This section has been intentionally left blank>

**Muthoot Fincorp Limited****Annexure VI - Notes to Reformatted Consolidated Financial Statements***(Amount in Rs. Lakhs, except share data and unless otherwise stated)***40 Related Party Disclosures****Names of Related parties with whom transaction has taken place****(A) Subsidiaries**

Muthoot Microfin Limited  
Muthoot Housing Finance Company Limited  
Muthoot Pappachan Technologies Private Limited

**(B) Key Management Personnel****Designation**

|                                     |  |
|-------------------------------------|--|
| Thomas John Muthoot                 | Managing Director                              |
| Thomas George Muthoot               | Director                                       |
| Thomas Muthoot                      | Wholetime Director Cum Chief Financial Officer |
| Preethi John Muthoot                | Additional Director                            |
| Kurian Peter Arattukulam            | Director                                       |
| Ramakrishna Pillai Kamalasanan Nair | Director                                       |
| Vikraman Ampalakkat                 | Director                                       |
| Thuruthiyil Devassia Mathai         | Company Secretary                              |

**(C) Enterprises owned or significantly influenced by key management personnel or their relatives**

MPG Hotels and Infrastructure Ventures Private Limited  
Muthoot Automotive (India) Private Limited  
Muthoot Automobile Solutions Private Limited  
Muthoot Capital Services Limited  
Muthoot Hotels Private Limited  
Muthoot Infrastructure Private Limited  
Muthoot Motors Private Limited  
Muthoot Pappachan Medicare Private Limited  
Muthoot Risk Insurance and Broking Services Private Limited  
Muthoot Pappachan Chits (India) Private Limited  
Muthoot Exim Private Limited  
Muthoot Kuries Private Limited  
MPG Security Group Private Limited  
Muthoot Pappachan Centre Of Excellence In Sports  
Muthoot Estate Investments  
Muthoot Motors (Cochin)  
Muthoot Pappachan Foundation  
M-Liga Sports Excellence Private Limited

**(D) Relatives of Key Management Personnel**

Janamma Thomas  
Nina George  
Thomas M John  
Suzannah Muthoot  
Hannah Muthoot  
Tina Suzanne George  
Ritu Elizabeth George  
Shweta Ann George

**Related Party transactions during the year:**

| Particulars                                  | Key Management Personnel & Directors |                            | Relatives of Key Management Personnel |                            | Entities over which Key Management Personnel and their relatives are able to exercise |                            |
|--|--------------------------------------|----------------------------|---------------------------------------|----------------------------|---|----------------------------|
|  | Year Ended 31st March 2020           | Year Ended 31st March 2019 | Year Ended 31st March 2020            | Year Ended 31st March 2019 | Year Ended 31st March 2020  | Year Ended 31st March 2019 |
| <b><u>Revenue</u></b>                        |                                      |                            |                                       |                            |   |                            |
| Auction of Gold Ornaments                    | -                                    | -                          | -                                     | -                          | 1,918.82  | 857.88                     |
| Commission Received                          | -                                    | -                          | -                                     | -                          | 1,229.81  | 1,279.41                   |
| Employee Secondment Fee received             | -                                    | -                          | -                                     | -                          | -   | 11.43                      |
| Processing Fee received                      | 15.00                                | 15.00                      | -                                     | -                          | 0.75  | 0.38                       |
| Rent received                                | -                                    | -                          | -                                     | -                          | 304.87  | 260.81                     |
| Revenue from Travel Services                 | -                                    | -                          | -                                     | -                          | 6.54  | 73.31                      |
| Interest accrued on loans & advances         | 2,386.26                             | 2,388.00                   | -                                     | -                          | 16.10   | 33.39                      |
| Professional Charges-IT support              | -                                    | -                          | -                                     | -                          | 632.62  | 292.74                     |
| <b><u>Expense</u></b>                        |                                      |                            |                                       |                            |   |                            |
| Commission Paid                              | 132.00                               | 132.00                     | -                                     | -                          | 3.43  | 4.02                       |
| Interest paid                                | 398.55                               | 654.09                     | 42.04                                 | -                          | 334.64  | 302.50                     |
| Hotel Service payments                       | -                                    | -                          | -                                     | -                          | 54.41   | 55.56                      |
| Professional & Consultancy Charges           | -                                    | -                          | -                                     | -                          | 1,773.55  | 1,925.97                   |
| Purchase of Gold Coins                       | -                                    | -                          | -                                     | -                          | 13.23   | 5.30                       |
| Reimbursement of Expenses                    | -                                    | (0.50)                     | -                                     | -                          | (12.72)   | (34.61)                    |
| Rent paid                                    | 165.13                               | 162.19                     | -                                     | -                          | 13.50   | 14.72                      |
| Purchase of Used Assets                      | -                                    | -                          | -                                     | -                          | -   | 57.42                      |
| Remuneration Paid                            | 2,200.04                             | 1,744.85                   | 18.90                                 | 12.82                      | -   | -                          |
| Sitting Fee paid                             | 8.00                                 | 8.75                       | -                                     | 1.25                       | -   | -                          |
| CSR Expenditure                              | -                                    | -                          | -                                     | -                          | 178.00  | 124.00                     |
| <b><u>Asset</u></b>                          |                                      |                            |                                       |                            |   |                            |
| Advance for CSR Activities                   | -                                    | -                          | -                                     | -                          | 285.11  | 555.90                     |
| ICD advanced                                 | -                                    | -                          | -                                     | -                          | -   | 5,000.00                   |
| ICD repaid                                   | -                                    | -                          | -                                     | -                          | -   | (5,000.00)                 |
| Loans Advanced                               | 19,900.00                            | -                          | -                                     | -                          | 300.00  | 100.00                     |
| Loan repayments received                     | (19,900.00)                          | -                          | -                                     | -                          | (125.26)  | (121.99)                   |
| Refund received against advance for property | -                                    | -                          | -                                     | -                          | (19,600.00)   | (2,113.75)                 |
| Security Deposit Advanced                    | -                                    | -                          | -                                     | -                          | -   | -                          |

**Related Party transactions during the year:**

| Particulars                           | Key Management Personnel & Directors |                            | Relatives of Key Management Personnel |                            | Entities over which Key Management Personnel and their relatives are able to exercise |                            |
|---------------------------------------|--------------------------------------|----------------------------|---------------------------------------|----------------------------|---|----------------------------|
|                                       | Year Ended 31st March 2020           | Year Ended 31st March 2019 | Year Ended 31st March 2020            | Year Ended 31st March 2019 | Year Ended 31st March 2020  | Year Ended 31st March 2019 |
| <b><u>Liability</u></b>               |                                      |                            |                                       |                            |   |                            |
| Advance received towards Owners share | -                                    | -                          | -                                     | -                          | 210.13  | 198.70                     |
| ICD accepted                          | -                                    | -                          | -                                     | -                          | 7,500.00  | 23,000.00                  |
| ICD repaid                            | -                                    | -                          | -                                     | -                          | (7,500.00)  | (23,000.00)                |
| Investment in Debt Instruments        | -                                    | -                          | 307.00                                | 1.70                       | -   | -                          |
| Security Deposit Accepted             | -                                    | -                          | -                                     | -                          | 0.55  | -                          |
| Security Deposit Repaid               | -                                    | -                          | -                                     | -                          | (3.73)  | 0.60                       |
| Loan Availed                          | -                                    | 500.00                     | -                                     | -                          | -   | 1,000.00                   |
| Loan Repaid                           | -                                    | (500.00)                   | -                                     | -                          | -   | (1,000.00)                 |

**Balance outstanding as at the year end: Asset/ (Liability)**

| Particulars                                | Key Management Personnel & Directors |                            | Relatives of Key Management Personnel |                            | Entities over which Key Management Personnel and their relatives are able to exercise |                            |
|--|--------------------------------------|----------------------------|---------------------------------------|----------------------------|---|----------------------------|
|  | Year Ended 31st March 2020           | Year Ended 31st March 2019 | Year Ended 31st March 2020            | Year Ended 31st March 2019 | Year Ended 31st March 2020  | Year Ended 31st March 2019 |
| <b>Asset</b>                               |                                      |                            |                                       |                            |   |                            |
| Advance for CSR Activities                 | -                                    | -                          | -                                     | -                          | 30.40   | 8.91                       |
| Advance for Property/Shares                | 1,588.53                             | 1,588.53                   | 133.87                                | 133.87                     | 27,277.77   | 46,877.77                  |
| Advance received towards Owners share      | -                                    | -                          | -                                     | -                          | 210.13  | 46.43                      |
| Commission Receivable                      | -                                    | -                          | -                                     | -                          | 229.23  | 323.34                     |
| Expense Reimbursements Receivable          | -                                    | -                          | -                                     | -                          | 2.84  | 18.08                      |
| Interest on Loan Receivable                | 61.55                                | 19.63                      | -                                     | -                          | 1.15  | 0.50                       |
| Loans Advanced                             | 19,900.00                            | 19,900.00                  | -                                     | -                          | 239.64  | 64.90                      |
| Other Receivable                           | -                                    | -                          | -                                     | -                          | -   | 0.59                       |
| Rent Receivable                            | -                                    | -                          | -                                     | -                          | 34.51   | 46.31                      |
| Travel Service Receivables                 | -                                    | -                          | -                                     | -                          | 8.32  | 16.71                      |
| Security Deposit advanced                  | -                                    | 3.60                       | -                                     | -                          | -   | -                          |
| Debtors                                    | -                                    | -                          | -                                     | -                          | 36.10   | 9.17                       |
| <b>Liability</b>                           |                                      |                            |                                       |                            |   |                            |
| Collection balance payable                 | -                                    | -                          | -                                     | -                          | 6.36  | 34.18                      |
| Commission Payable                         | 78.27                                | 15.88                      | -                                     | -                          | -   | -                          |
| Interest Payable                           | 174.72                               | 131.51                     | 8.76                                  | 1.23                       | 0.25  | 0.84                       |
| Rent Payable                               | 5.90                                 | -                          | -                                     | -                          | -   | -                          |
| Remuneration Payable                       | 5.63                                 | 27.47                      | -                                     | -                          | -   | -                          |
| Investment in Debt Instruments             | -                                    | -                          | 313.47                                | 4.25                       | -   | 1.70                       |
| PDI issued                                 | 20.00                                | 4,800.00                   | -                                     | -                          | -   | -                          |
| Professional & Consultancy Charges payable | -                                    | -                          | -                                     | -                          | 4.23  | 85.26                      |
| Security Deposit received                  | 3.59                                 | -                          | -                                     | -                          | 56.85   | 45.03                      |
| Loan outstanding                           | 400.09                               | 400.09                     | -                                     | -                          | -   | -                          |
| Expense Payable                            | -                                    | -                          | -                                     | -                          | 2.37  | 0.74                       |

**Note**

a) Related parties have been identified on the basis of the declaration received by the management and other records available.

**Compensation of key management personnel of the Company:**

Key management personnel are those individuals who have the authority and responsibility for planning and exercising power to directly or indirectly control the activities of the Company and its employees. The Company considers the members of the Board of Directors which include independent directors (and its sub-committees) to be key management personnel for the purposes of IND AS 24 Related Party Disclosures.

| Particulars  | Year Ended 31st March 2020 | Year Ended 31st March 2019 |
|--|----------------------------|----------------------------|
| Short-term employee benefits                               | 2,208.04                   | 1,753.60                   |
| Post-employment benefits                                   | -                          | -                          |
| <b>Total compensation paid to key managerial personnel</b> | <b>2,208.04</b>            | <b>1,753.60</b>            |



**Muthoot Fincorp Limited**  
**Annexure VI - Notes to Reformatted Consolidated Financial Statements**  
*(Amount in Rs. Lakhs, except share data and unless otherwise stated)*

**41 Fair Value Measurement**

Fair value is the price that would be received to sell an asset or paid to transfer a liability in an orderly transaction in the principal (or most advantageous) market at the measurement date under current market conditions (i.e., an exit price), regardless of whether that price is directly observable or estimated using a valuation technique. In order to show how fair values have been derived, financial instruments are classified based on a hierarchy of valuation techniques.

**Fair Value Hierarchy of assets and liabilities**

**The following table shows an analysis of financial instruments recorded at fair value by level of the fair value hierarchy as at 31st March 2020:**

| Particulars                              | At FVTPL |         |         |          |
|--|----------|---------|---------|----------|
|  | Level-1  | Level-2 | Level-3 | Total    |
| Investment in JM Financial India Fund II | 121.80   | -       | -       | 121.80   |
| Investments in Mutual Fund               | 2,630.89 | -       | -       | 2,630.89 |

| Particulars   | At FVTOCI |         |             |             |
|---|-----------|---------|-------------|-------------|
|   | Level-1   | Level-2 | Level-3     | Total       |
| Investment in Muthoot Pappachan Chits Private Limited       | -         | 5.23    | -           | 5.23        |
| Investment in Avenues India Private Limited                 | -         | 400.26  | -           | 400.26      |
| Investment in Fair Asset Technologies (P) Limited           | -         | 702.76  | -           | 702.76      |
| Investment in Algiz Consultancy Services Private Limited    | -         | -       | -           | -           |
| Investment in Equity Shares (DP account with Motilal Oswal) | 872.57    | -       | -           | 872.57      |
| Investment in PMS - Motilal Oswal                           | 379.33    | -       | -           | 379.33      |
| Loans   | -         | -       | 1,97,873.94 | 1,97,873.94 |

**The following table shows an analysis of financial instruments recorded at fair value by level of the fair value hierarchy as at 31st March 2019:**

| Particulars                              | At FVTPL |         |         |       |
|--|----------|---------|---------|-------|
|  | Level-1  | Level-2 | Level-3 | Total |
| Investment in JM Financial India Fund II | 84.60    | -       | -       | 84.60 |

| Particulars   | At FVTOCI |         |             |             |
|---|-----------|---------|-------------|-------------|
|   | Level-1   | Level-2 | Level-3     | Total       |
| Investment in Muthoot Pappachan Chits Private Limited       | -         | 4.38    | -           | 4.38        |
| Investment in Avenues India Private Limited                 | -         | 399.85  | -           | 399.85      |
| Investment in Fair Asset Technologies (P) Limited           | -         | 457.93  | -           | 457.93      |
| Investment in Algiz Consultancy Services Private Limited    | -         | 0.01    | -           | 0.01        |
| Investment in Equity Shares (DP account with Motilal Oswal) | 1,222.36  | -       | -           | 1,222.36    |
| Investment in PMS - Motilal Oswal                           | 507.18    | -       | -           | 507.18      |
| Loans   | -         | -       | 2,00,550.99 | 2,00,550.99 |

<This section has been intentionally left blank>

The fair value of financial instruments as referred to in note 'A' above has been classified into three categories depending on the inputs used in the valuation technique. The hierarchy gives the highest priority to quoted prices in active markets for identical assets or liabilities (Level 1 measurements) and lowest priority to unobservable inputs (Level 3 measurements).

The categories used are as follows:

**Level 1:** Quoted prices (unadjusted) for identical instruments in an active market;

**Level 2:** Directly (i.e. as prices) or indirectly (i.e. derived from prices) observable market inputs, other than Level 1 inputs; and

**Level 3:** Inputs which are not based on observable market data (unobservable inputs).

#### Fair value technique

##### Investments at fair value

The equity instruments which are actively traded on public stock exchanges with readily available active prices on a regular basis are classified as Level 1. Units held in mutual funds are measured based on their published net asset value (NAV), taking into account redemption and/or other restrictions are generally Level 1. Equity instruments in non-listed entities are initially recognised at transaction price and re-measured as per fair valuation report and valued on a case-by-case has been classified as Level 2.

##### Investment at fair value through profit and loss

For investment at fair value through profit and loss, valuation are done using quoted prices from active markets or on published Net Asset Values of the investment at the measurement date.

##### Loan assets carried at fair value through other comprehensive income

Loan receivables valuation is carried out for two portfolios segregated on the basis of repayment frequency – monthly and weekly. The valuation of each portfolio is done by discounting the aggregate future cash flows with risk-adjusted discounting rate for the remaining portfolio tenor.

Following inputs have been used to calculate the fair value of loans receivables:

(i) Future cash flows: Include principal receivable, interest receivable and tenor information based on the repayment schedule agreed with the borrowers.

(ii) Risk-adjusted discount rate:

This rate has been arrived using the cost of funds approach.

The following inputs have been used:

(i) Cost of funds

(ii) Credit spread of borrowers

(iii) Servicing Cost of a financial asset

(iv) Discount rate

| Loan portfolio | Fair valuation as at<br>March 31, 2020 | Fair valuation as at<br>March 31, 2019 |
|----------------|--|--|
| Monthly        | 1,16,118.49                            | 1,25,354.19                            |
| Weekly         | 87,900.43                              | 73,271.75                              |
| <b>Total</b>   | <b>2,04,018.92</b>                     | <b>1,98,625.94</b>                     |

Fair value measurement sensitivity to significant unobservable inputs as at the end of each reporting period is as follows:

| Particulars  | As at<br>31st March 2020 | As at<br>31st March 2019 |
|--|--------------------------|--------------------------|
| <b>Impact on fair value if change in risk adjusted discount rate</b> |                          |                          |
| - Impact due to increase of 0.50 %                                   | (1,279.69)               | (839.37)                 |
| - Impact due to decrease of 0.50 %                                   | 1,289.72                 | 844.74                   |
| <b>Impact on fair value if change in probability of default (PD)</b> |                          |                          |
| - Impact due to increase of 0.50 %                                   | (437.40)                 | (378.38)                 |
| - Impact due to decrease of 0.50 %                                   | 438.50                   | 379.47                   |
| <b>Impact on fair value if change in loss given default (LGD)</b>    |                          |                          |
| - Impact due to increase of 0.50 %                                   | (83.97)                  | (8.30)                   |
| - Impact due to decrease of 0.50 %                                   | 84.01                    | 8.30                     |

**Reconciliation**

The following tables show the reconciliation of the opening and closing amounts of Level 3 financial assets and liabilities measured at fair value:

| Particulars                                | As at<br>31st March 2020 |   | As at<br>31st March 2019 |   |
|--|--------------------------|---|--------------------------|---|
|  | Loan assets              | Preference Shares<br>other than those that<br>qualify as Equity | Loan assets              | Preference Shares<br>other than those that<br>qualify as Equity |
| Opening balance                            | 1,98,626.01              | -   | 1,16,536.15              | 26,862.10   |
| Loan originated / Preference shares issued | 3,48,476.29              | -   | 1,87,053.50              | -   |
| Sales/derecognition                        | (2,82,773.73)            | -   | (57,460.24)              | -   |
| Total gain and losses                      |                          |   | -                        | -   |
| in profit and loss                         | -                        | -   | 4,342.90                 | (1,403.63)  |
| in OCI                                     | 593.62                   | -   | -                        | -   |
| Settlements / conversion                   | (60,903.20)              | -   | (51,846.30)              | (25,458.47)   |
| <b>Closing balance</b>                     | <b>2,04,018.99</b>       | <b>-</b>  | <b>1,98,626.01</b>       | <b>-</b>  |

<This section has been intentionally left blank>

**Muthoot Fincorp Limited**
**Annexure VI - Notes to Reformatted Consolidated Financial Statements**

(Amount in Rs. Lakhs, except share data and unless otherwise stated)

**Fair Value Measurement (contd...)**
**Fair value of financial instruments not measured at fair value**

Set out below is a comparison, by class, of the carrying amounts and fair values of the Company's financial instruments that are not carried at fair value in the financial statements. This table does not include the fair values of non-financial assets and non-financial liabilities.

| Particulars                             | Level | Carrying Value         |                        | Fair Value             |                        |
|---|-------|------------------------|------------------------|------------------------|------------------------|
|   |       | As at 31st March, 2020 | As at 31st March, 2019 | As at 31st March, 2020 | As at 31st March, 2019 |
| <b>Financial assets</b>                 |       |                        |                        |                        |                        |
| Cash and cash equivalents               | 1     | 1,50,001.61            | 95,902.14              | 1,50,001.61            | 95,902.14              |
| Bank Balance other than above           | 1     | 19,625.93              | 17,881.02              | 19,625.93              | 17,881.02              |
| Trade receivables                       | 3     | 3,877.78               | 3,250.54               | 3,877.78               | 3,250.54               |
| Loans                                   | 3     | 17,52,778.97           | 15,56,851.47           | 17,52,778.97           | 15,56,851.47           |
| Investments - at amortised cost         | 3     | 8,330.75               | 6,781.66               | 8,330.75               | 6,781.66               |
| Other Financial assets                  | 3     | 17,150.85              | 28,927.94              | 17,150.85              | 28,927.94              |
| <b>Financial assets</b>                 |       | <b>19,51,765.89</b>    | <b>17,09,594.77</b>    | <b>19,51,765.89</b>    | <b>17,09,594.77</b>    |
| <b>Financial Liabilities</b>            |       |                        |                        |                        |                        |
| Payable                                 | 3     | 37,774.53              | 47,213.00              | 37,774.53              | 47,213.00              |
| Debt securities                         | 3     | 1,09,054.21            | 54,008.85              | 1,09,054.21            | 54,008.85              |
| Borrowings (other than debt securities) | 3     | 13,28,899.71           | 11,29,466.69           | 13,28,899.71           | 11,29,466.69           |
| Lease Liabilities                       |       | 54,580.11              | -                      | 54,580.11              | -                      |
| Subordinated liabilities                | 3     | 2,62,660.24            | 2,75,517.96            | 2,62,660.24            | 2,75,517.96            |
| Other financial liabilities             | 3     | 54,973.87              | 59,762.50              | 54,973.87              | 59,762.50              |
| <b>Financial Liabilities</b>            |       | <b>18,47,942.67</b>    | <b>15,65,969.00</b>    | <b>18,47,942.67</b>    | <b>15,65,969.00</b>    |

**Valuation techniques**
**Short-term financial assets and liabilities**

For financial assets and financial liabilities that have a short-term maturity (less than twelve months), the carrying amounts, which are net of impairment, are a reasonable approximation of their fair value. Such instruments include: cash and balances, Trade receivables, balances other than cash and cash equivalents and trade payables without a specific maturity. Such amounts have been classified as Level 3 on the basis that no adjustments have been made to the balances in the balance sheet.

**Loans and advances to customers**

The fair values of financial assets held-to-maturity are estimated using an effective interest rate model based on contractual cash flows using actual yields.

**Financial liability at amortised cost**

The fair values of financial liability held-to-maturity are estimated using an effective interest rate model based on contractual cash flows using actual yields.

**Muthoot Fincorp Limited**

**Annexure VI - Notes to Reformatted Consolidated Financial Statements**

*(Amount in Rs. Lakhs, except share data and unless otherwise stated)*

**42 Segment Reporting**

The Board of Directors and the Managing Director of the company together constitute the Chief Operating Decision Maker (“CODM”). Operating segment are components of the Group whose operating results are regularly reviewed by the CODM to make decisions about resources to be allocated to the segment and assess its performance and for which discrete financial information is available.

The Group is engaged primarily on the business of “Financing” only, taking into account the risks and returns, the organization structure and the internal reporting systems. All the operations of the Group are in India. All non-current assets of the Group are located in India. Accordingly, there are no separate reportable segments as per Ind AS 108 – “Operating Segments”.

**43 Change in liabilities arising from financing activities**

| Particulars  | As at 31st March, 2019 | Cash Flows         | Changes in fair value (gain)/loss | Ind AS 116 - Lease Liabilities | Others            | As at 31st March, 2020 |
|--|------------------------|--------------------|-----------------------------------|--------------------------------|-------------------|------------------------|
| Debt Securities                                    | 54,008.85              | 55,615.21          | -                                 | -                              | (569.85)          | 1,09,054.21            |
| Borrowings other than debt securities              | 11,29,466.69           | 2,00,712.20        | -                                 | -                              | (1,279.18)        | 13,28,899.71           |
| Lease Liabilities                                  | -                      | (17,770.71)        | -                                 | 72,350.82                      | -                 | 54,580.11              |
| Subordinated Liabilities                           | 2,75,517.96            | (12,905.80)        | -                                 | -                              | 48.08             | 2,62,660.24            |
| <b>Total liabilities from financing activities</b> | <b>14,58,993.50</b>    | <b>2,25,650.91</b> | <b>-</b>                          | <b>72,350.82</b>               | <b>(1,800.96)</b> | <b>17,55,194.27</b>    |

| Particulars  | As at 1st April, 2018 | Cash Flows      | Changes in fair value (gain)/loss | Ind AS 116 - Lease Liabilities | Others       | As at 31st March, 2019 |
|--|-----------------------|-----------------|-----------------------------------|--------------------------------|--------------|------------------------|
| Debt Securities                                    | 85,412.30             | (31,403.45)     | -                                 | -                              | -            | 54,008.85              |
| Borrowings (other than debt securities)            | 10,72,696.17          | 56,748.70       | -                                 | -                              | 21.82        | 11,29,466.69           |
| Subordinated Liabilities                           | 2,96,187.86           | (19,266.27)     | (1,403.63)                        | -                              | -            | 2,75,517.96            |
| <b>Total liabilities from financing activities</b> | <b>14,54,296.33</b>   | <b>6,078.98</b> | <b>(1,403.63)</b>                 | <b>-</b>                       | <b>21.82</b> | <b>14,58,993.50</b>    |

<This section has been intentionally left blank>

**Muthoot Fincorp Limited****Annexure VI - Notes to Reformatted Consolidated Financial Statements**

(Amount in Rs. Lakhs, except share data and unless otherwise stated)

**44 Risk Management**

The Group's principal financial liabilities comprise of borrowings and trade and other payables. The main purpose of these financial liabilities is to finance and support the Group's operations. The Group's principal financial assets include loans, investments, cash and cash equivalents, trade receivables and other receivables that derive directly from its operations.

As a financial lending institution, Group is exposed to various risks that are related to lending business and operating environment. The principal objective in Group's risk management processes is to measure and monitor the various risks that Group is subject to and to follow policies and procedures to address such risks.

The Groups Risk Management Committee (RMC) comprise of the Board of directors constituted in accordance with the RBI rules. The RMC has overall responsibility for overseeing the implementation of the Risk Management Policy. The committee meets on a quarterly basis to review the risk management practices and working of the risk management department. The committee is chaired by an Independent Director. Risk Management Department periodically places its report to the committee for review. The committee's suggestions for improving the risk management practices are implemented by the Risk Management Department.

The Group has implemented comprehensive policies and procedures to assess, monitor and manage risk throughout the Group. The risk management process is continuously reviewed, improved and adapted in the changing risk scenario and the agility of the risk management process is monitored and reviewed for its appropriateness in the changing risk landscape. The process of continuous evaluation of risks includes taking stock of the risk landscape on an event-driven basis. The Group has an elaborate process for risk management. Major risks identified by the businesses and functions are systematically addressed through mitigating actions on a continuing basis.

The major type of risk Group faces in business are credit risk, liquidity risk, market risk and operational risk.

**I) Credit Risk**

Credit risk is the risk that a customer or counterparty will default on its contractual obligations resulting in financial loss to the Group. The Group's major income generating activity is gold loan, housing loan, microfinance loan personal loans and others.

The Group addressess credit risk through following major processess:

- Standardize the process of identifying new risks and designing appropriate controls for these risks
- Minimize losses due to defaults or untimely payments by borrowers
- Maintain an appropriate credit administration and loan review system
- Establish metrics for portfolio monitoring
- Design appropriate credit risk mitigation techniques
- Structured and standardised credit approval process
- Verification of credit history from credit bureau agencies, personal verification of customers business and residence
- Technical and Legal Verification
- Comprehensive credit risk assessment and cash flow analysis

In order to mitigate the impact of credit risk in the future profitability, the Company makes reserves basis the expected credit loss (ECL model) for the outstanding loans.

**A) Impairment Assessment**

The Group's impairment assessment and measurement approach is set out in this note. It should be read in conjunction with the Summary of significant accounting policies.

**Definition of default and cure**

The Group considers a financial instrument defaulted and therefore Stage 3 (credit-impaired) for ECL calculations in all cases when the borrower becomes 90 days past due on its contractual payments.

As a part of a qualitative assessment of whether a customer is in default, the Group also considers a variety of instances that may indicate unlikeness to pay. When such events occur, the Group carefully considers whether the event should result in treating the customer as defaulted and therefore assessed as Stage 3 for ECL calculations or whether Stage 2 is appropriate.

It is the Group's policy to consider a financial instrument as 'cured' and therefore re-classified out of Stage 3 when none of the default criteria have been present for at least six consecutive months. The decision whether to classify an asset as Stage 2 or Stage 1 once cured depends on the updated credit grade, at the time of the cure, and whether this indicates there has been a significant increase in credit risk compared to initial recognition.

| <b>Rating</b>             | <b>Loans Days past due (DPD)</b> | <b>Stages</b> |
|---------------------------|----------------------------------|---------------|
| High grade                | Not yet due                      | Stage I       |
| Standard grade            | 1-30 DPD                         | Stage I       |
| Sub-standard grade        | 31-60 DPD                        | Stage II      |
| Past due but not impaired | 61-89 DPD                        | Stage II      |
| Individually impaired     | 90 DPD or More                   | Stage III     |

**Exposure at Default (EAD)**

The outstanding balance as at the reporting date is considered as EAD by the Group.

***Probability of default (PD)***

The Probability of Default is an estimate of the likelihood of default over a given time horizon. To calculate the ECL for a Stage 1 loan, the Group assesses the possible default events within 12 months for the calculation of the 12 month ECL. For Stage 2 and Stage 3 financial assets, the exposure at default is considered for events over the lifetime of the instruments. The Group uses historical information where available to determine PD. Considering the different products and schemes, the Group has bifurcated its loan portfolio into various pools. PD is calculated using Incremental 90 day DPD approach considering fresh slippage using historical information.

Based on its review of macro-economic developments and economic outlook, the Group has assessed that no adjustment is required for temporary overlays to determine qualitative impact on its PD's as at the respective year ends.

***Loss Given Default (LGD)***

The Loss Given Default is an estimate of the loss arising in the case where a default occurs at a given time. It is based on the difference between the contractual cash flows due and those that the Group expects to receive.

LGD Rates have been computed internally based on the discounted recoveries in NPA accounts that are closed/ written off/ repossessed and upgraded during the year.

When estimating ECLs on a collective basis for a group of similar assets, the Group applies the same principles for assessing whether there has been a significant increase in credit risk since initial recognition.

***Significant Increase in credit risk***

The internal rating model evaluates the loans on an ongoing basis. The rating model also assesses if there has been a significant increase in credit risk since the previously assigned risk grade. One key factor that indicates significant increase in credit risk is when contractual payments are more than 30 days past due.

**II) Liquidity risk*****Asset Liability Management (ALM)***

Liquidity risk refers to the risk that the Group may not meet its financial obligations. Liquidity risk arises due to the unavailability of adequate funds at an appropriate cost or tenure. The objective of liquidity risk management, is to maintain sufficient liquidity and ensure that funds are available for use as per requirements. The Group consistently generates sufficient cash flows from operating and financial activities to meet its financial obligations as and when they fall due. Our resource mobilisation team sources funds from multiple sources, including from banks, financial institutions, capital & retail markets to maintain a healthy mix of sources. The resource mobilisation team is responsible for diversifying fund raising sources, managing interest rate risks and maintaining a strong relationship with banks, financial institutions, mutual funds, insurance companies, other domestic and foreign financial institutions and rating agencies to ensure the liquidity risk is well addressed.

<This section has been intentionally left blank>

The table below shows the maturity pattern of the assets and liabilities:

**Maturity pattern of assets and liabilities as on 31st March 2020:**

| Particulars                             | Upto 1 month       | 1 to 2 months    | 2 to 3 months      | 3 to 6 months      | 6 months to 1 year | 1 to 3 years       | 3 to 5 years       | Over 5 years     | Total               |
|---|--------------------|------------------|--------------------|--------------------|--------------------|--------------------|--------------------|------------------|---------------------|
| Cash and cash equivalents               | 1,47,267.00        | 1,435.30         | 1,169.11           | -                  | 130.21             | -                  | -                  | -                | 1,50,001.61         |
| Bank Balance other than (a) above       | 47.89              | 116.62           | 104.67             | 169.85             | 935.11             | 18,119.76          | 132.03             | -                | 19,625.93           |
| Receivables                             | 3,812.07           | 34.10            | 31.61              | -                  | -                  | -                  | -                  | -                | 3,877.78            |
| Loans                                   | 40,786.47          | 1,100.88         | 1,46,989.42        | 4,54,166.67        | 8,18,853.64        | 1,91,654.42        | 24,471.68          | 74,755.79        | 17,52,778.97        |
| Investments                             | 2,239.80           | 5.25             | 2,625.64           | -                  | -                  | 421.80             | 1,930.00           | 1,108.25         | 8,330.75            |
| Other Financial assets                  | 1,886.11           | 154.91           | 246.20             | 799.75             | 1,332.65           | 10,878.54          | 824.00             | 1,028.70         | 17,150.85           |
| <b>Total</b>                            | <b>1,96,039.34</b> | <b>2,847.06</b>  | <b>1,51,166.65</b> | <b>4,55,136.27</b> | <b>8,21,251.61</b> | <b>2,21,074.52</b> | <b>27,357.71</b>   | <b>76,892.74</b> | <b>19,51,765.89</b> |
| Payables                                | 256.88             | 78.96            | -                  | -                  | -                  | -                  | -                  | -                | 335.84              |
| Other Payables                          | 37,112.35          | 22.25            | -                  | -                  | 304.08             | -                  | -                  | -                | 37,438.68           |
| Debt Securities                         | -                  | -                | 124.32             | 124.32             | 22,416.89          | 54,540.32          | 31,848.36          | -                | 1,09,054.21         |
| Borrowings (other than Debt Securities) | 9,674.45           | 30,859.52        | 28,578.14          | 2,25,920.21        | 5,45,318.35        | 3,93,428.55        | 69,479.67          | 25,640.82        | 13,28,899.71        |
| Subordinated Liabilities                | 992.82             | 3,454.59         | 4,786.61           | 6,583.47           | 17,342.73          | 1,03,888.85        | 73,829.14          | 51,782.03        | 2,62,660.24         |
| Other Financial liabilities             | 19,229.04          | 1,979.36         | 2,471.21           | 4,224.36           | 8,135.28           | 10,042.29          | 5,050.95           | 3,841.37         | 54,973.87           |
| <b>Total</b>                            | <b>67,265.54</b>   | <b>36,394.69</b> | <b>35,960.28</b>   | <b>2,36,852.37</b> | <b>5,93,517.33</b> | <b>5,61,900.01</b> | <b>1,80,208.13</b> | <b>81,264.22</b> | <b>17,93,362.55</b> |

**Maturity pattern of assets and liabilities as on 31st March 2019:**

| Particulars                             | Upto 1 month       | 1 to 2 months      | 2 to 3 months    | 3 to 6 months      | 6 months to 1 year | 1 to 3 years       | 3 to 5 years       | Over 5 years     | Total               |
|---|--------------------|--------------------|------------------|--------------------|--------------------|--------------------|--------------------|------------------|---------------------|
| Cash and cash equivalents               | 34,798.96          | 60,324.27          | 778.90           | -                  | -                  | -                  | -                  | -                | 95,902.14           |
| Bank Balance other than (a) above       | 22.91              | -                  | 100.00           | 2,635.01           | 3,853.47           | 11,269.62          | -                  | -                | 17,881.02           |
| Receivables                             | 3,013.28           | 123.05             | 45.93            | 4.30               | 63.98              | -                  | -                  | -                | 3,250.54            |
| Loans                                   | 1,76,002.75        | 64,268.06          | 76,361.16        | 2,93,442.12        | 7,27,334.25        | 1,56,741.92        | 19,009.85          | 43,691.37        | 15,56,851.47        |
| Investments                             | 2,709.38           | -                  | 283.33           | 195.83             | 229.16             | 807.18             | 1,610.00           | 946.77           | 6,781.66            |
| Other Financial assets                  | 3,167.90           | 18.28              | 25.70            | 69.96              | 626.59             | 23,127.08          | 1,392.14           | 500.28           | 28,927.94           |
| <b>Total</b>                            | <b>2,19,715.18</b> | <b>1,24,733.67</b> | <b>77,595.02</b> | <b>2,96,347.22</b> | <b>7,32,107.46</b> | <b>1,91,945.80</b> | <b>22,011.99</b>   | <b>45,138.42</b> | <b>17,09,594.77</b> |
| Payables                                | 161.91             | 151.35             | -                | -                  | -                  | -                  | -                  | -                | 313.26              |
| Other Payables                          | 46,350.52          | -                  | -                | 549.22             | -                  | -                  | -                  | -                | 46,899.74           |
| Debt Securities                         | 1,553.28           | 20,086.60          | 1,072.32         | 368.16             | 7,608.56           | 15,256.92          | 8,063.01           | -                | 54,008.85           |
| Borrowings (other than Debt Securities) | 52,834.39          | 18,797.63          | 47,593.92        | 2,32,204.86        | 5,67,961.11        | 1,46,655.16        | 33,548.30          | 29,871.33        | 11,29,466.69        |
| Subordinated Liabilities                | 3,407.85           | 3,006.86           | 4,536.73         | 23,264.30          | 4,606.47           | 97,731.56          | 84,556.30          | 54,407.89        | 2,75,517.96         |
| Other Financial liabilities             | 5,333.44           | 16,150.88          | 1,882.24         | 9,524.22           | 1,081.50           | 16,808.92          | 6,788.58           | 2,192.72         | 59,762.50           |
| <b>Total</b>                            | <b>1,09,641.38</b> | <b>58,193.32</b>   | <b>55,085.21</b> | <b>2,65,910.75</b> | <b>5,81,257.63</b> | <b>2,76,452.56</b> | <b>1,32,956.19</b> | <b>86,471.94</b> | <b>15,65,969.00</b> |

**III) Market risk**

Market Risk is the risk that the fair value or the future cash flows of a financial instrument will fluctuate because of changes in market factor. Such changes in the values of financial instruments may result from changes in the interest rates and other market changes. The Group is exposed to two types of market risk as follows:

**Interest rate risk**

Interest rate risk is the risk that the future cash flows of a financial instrument will fluctuate because of changes in market interest rates. The Group is subject to interest rate risk, principally because we lend to clients at fixed interest rates and for periods that may differ from our funding sources, while our borrowings are at both fixed and variable interest rates for different periods. We assess and manage our interest rate risk by managing our assets and liabilities. Our Asset Liability Management Committee evaluates asset liability management, and ensures that all significant mismatches, if any, are being managed appropriately.

The following table demonstrates the sensitivity to a reasonably possible change in the interest rates on the portion of borrowings affected. With all other variables held constant, the profit before taxes affected through the impact on floating rate borrowings, debt securities and subordinate liabilities are as follows:

| Particulars          | 31st March 2020 | 31st March 2019 |
|----------------------|-----------------|-----------------|
| <b>On Borrowings</b> |                 |                 |
| 1% increase          | (12,291.83)     | (11,010.81)     |
| 1% decrease          | 12,291.83       | 11,010.81       |



| Particulars               | 31st March<br>2020 | 31st March<br>2019 |
|---------------------------|--------------------|--------------------|
| <b>On Debt Securities</b> |                    |                    |
| 1% increase               | 815.32             | 697.11             |
| 1% decrease               | (815.32)           | (697.11)           |

| Particulars                       | 31st March<br>2020 | 31st March<br>2019 |
|-----------------------------------|--------------------|--------------------|
| <b>On Subordinate Liabilities</b> |                    |                    |
| 1% increase                       | 2,690.89           | 2,858.53           |
| 1% decrease                       | (2,690.89)         | (2,858.53)         |

#### **Price risk**

Equity price risk is the risk that the fair value of equities decreases as the result of changes in level of equity indices and individual stocks. The trading and non-trading equity price risk exposure arises from equity securities classified at FVTPL and FVOCI respectively".

A 10% increase/(decrease) in the equity price (traded and non-traded) would have the impact as follows:

| Particulars          | Increase/<br>(Decrease) in<br>percentage | Sensitivity of<br>profit or loss | Sensitivity of<br>Other<br>Comprehensive<br>Income |
|----------------------|--|----------------------------------|--|
| As at March 31, 2020 | 10/(10)                                  | 275.27 /<br>(275.27)             | 235.92 /<br>(235.92)                               |
| As at March 31, 2019 | 10/(10)                                  | 8.46 /<br>(8.46)                 | 259.07 /<br>(259.07)                               |

#### **Prepayment risk**

Prepayment risk is the risk that the Group will incur a financial loss because its customers and counterparties repay or request repayment earlier or later than expected.

#### **Operational and business risk**

Operational risk is the risk of loss arising from systems failure, human error, fraud or external events. When controls fail to operate effectively, operational risks can cause damage to reputation, have legal or regulatory implications, or lead to financial loss. The Group cannot expect to eliminate all operational risks, but it endeavours to manage these risks through a control framework and by monitoring and responding to potential risks. Controls include effective segregation of duties, access, authorisation and reconciliation procedures, staff education and assessment processes, such as the use of internal audit.

### **45 Impact of Covid-19**

The Covid-19 pandemic outbreak across the world including India has resulted in most countries announcing lockdowns and quarantine measures that have sharply stalled economic activities across the world. The Government of India too has imposed lockdowns starting from March 24, 2020. The Indian economy is impacted and would continue to be impacted by this pandemic and the resultant lockdown, due to the contraction in industrial and services output across small and large businesses. The impact of the COVID -19 pandemic on the Company's financial statements, including credit quality and provisions, remains uncertain and dependent on the current and further spread of COVID -19, steps taken by the government and the RBI to mitigate the economic impact and also the time it takes for economic activities to resume and reach the normal levels.

The Group has assessed the impact of the COVID-19 pandemic on its liquidity and ability to repay its obligations as and when they are fall due. Such an assessment has considered various stimulus packages announced by the Government of India which will directly or indirectly benefit NBFCs, current status and outcome Company's lenders to extend moratorium and other financial support from banks and other agencies determining the Company's liquidity position over the next 12 months. Based on the sensitivity analysis conducted on stress scenarios, management believes that the Group will be able to pay its obligations as and when these become due in the foreseeable future. The Group would continue to focus on maintaining adequate capital and ensuring liquidity at all points in time.

In assessing the recoverability of loans, receivables, intangible assets and investments, the Group has considered internal and external sources of information, including regulatory guidelines, credit reports, economic forecasts and industry reports. Given the dynamic nature of the pandemic situation, these estimates are subject to uncertainty and maybe affected by severity and duration of the pandemic. In the event the impacts are more severe or prolonged than anticipated, this will have a corresponding impact on the carrying value of financial assets, the financial position and performance of the Group. The Group has recorded a management overlay allowance of Rs.8,167.51 lakhs in its Expected Credit Loss provision to reflect, among other things, an increased risk of deterioration in macro-economic factors by this pandemic based on the information available at this time.

Pursuant to Reserve Bank of India circulars DOR. No. BP.BC.47/21.04.048/2019-20 (COVID-19 – Regulatory Package), and DOR. No. BP.BC.71/21.04.048/2019-20 (COVID-19 - Regulatory Package) dated March 27, 2020 and May 23, 2020 allowing lending institutions to offer moratorium to borrowers on payment of instalments falling due between March 1, 2020 and August 31, 2020, the Group has granted moratorium to its borrowers based on its Board approved policy. For such accounts, where the moratorium is granted, the asset /stage-wise classification shall remain standstill during the moratorium period. (i.e. the number of days past-due shall exclude the moratorium period for the purposes of asset classification).

**Muthoot Fincorp Limited**

**Annexure VI - Notes to Reformatted Consolidated Financial Statements**

(Amount in Rs. Lakhs, except share data and unless otherwise stated)

46 Additional information as required by Paragraph 2 of the General Instructions for Preparation of Consolidated Financial Statements to Schedule III to the Companies Act, 2013

| Name of the entity in the Group                      | Net assets, i.e. total assets minus total liabilities as at 31st March 2020 |                    | Share in profit or loss for the year ended 31st March 2020 |                  | Share in other comprehensive income for the year ended 31st March 2020 |              |
|--|---|--------------------|--|------------------|--|--------------|
|  | As a % of consolidated net assets   | Amount             | As a % of consolidated profit/loss                         | Amount           | As a % of consolidated other comprehensive income                      | Amount       |
| <b>Parent</b>  |   |                    |  |                  |  |              |
| Muthoot Fincorp Limited                              | 111.36%   | 2,95,438.09        | 84.94%   | 21,907.51        | (118.54)   | (6,287.53)   |
| <b>Subsidiaries</b>                                  |   |                    |  |                  |  |              |
| <b>Indian</b>  |   |                    |  |                  |  |              |
| 1. Muthoot Microfin Limited                          | 21.68%  | 57,512.60          | 4.49%  | 1,158.12         | 283.50%  | 150.37       |
| 2. Muthoot Housing Finance Company Limited           | 6.04%   | 16,021.33          | 6.43%  | 1,658.95         | (0.43)   | (22.70)      |
| 3. Muthoot Pappachan Technologies Limited            | 0.00  | 1,112.09           | 0.16%  | 41.20            | (0.20)   | (10.60)      |
| <b>Non-controlling interests in all subsidiaries</b> |   |                    |  |                  |  |              |
| Indian subsidiaries                                  | 13.83%  | 36,702.88          | 4.22%  | 1,089.08         | 138.56%  | 73.49        |
| Other Adjustment / Consol adjustment                 | (0.53)  | (1,41,484.26)      | (0.00)   | (62.06)          | 11595.05%  | 6,150.01 *   |
| <b>Total</b>   |   | <b>2,65,302.74</b> |  | <b>25,792.81</b> |  | <b>53.04</b> |

\* This relates to the Fair Valuation loss (net of tax) of equity investment in subsidiary - Muthoot Microfin Limited

**47 Disclosures under the Listing Agreement for Debt Securities**

**(i) Debenture Trustees:**

**Trustees for Public Issue**

SBICAP Trustee Company Limited  
Apeejay House, 6th Floor  
3, Dinshaw Wachha Road  
Churchagte, Mumbai -400020  
Tel : 022-4302 5555  
Fax : 022-22040465  
Email : corporate@sbicaptrustee.com

**Trustees for Perpetual Debt Instrument**

Vistra ITCL (India) Limited (formerly IL&FS Trust Company Limited)  
The IL&FS Financial Centre,  
Plot C- 22, G Block,  
Bandra Kurla Complex,  
Bandra(E), Mumbai 400051  
Tel +91 22 2659 3535  
Fax +91 22 26533297  
Email: mumbai@vistra.com

**Trustees for Listed Private Placement & Public Issue**

Catalyst Trusteeship Limited  
Office No. GDA House, Plot No 85, Bhusari Colony (Right), Paud Road,  
Pune – 411 038, Maharashtra  
Office: +91 20 2528 0081  
Fax: +91 20 2528 0275  
Email: dt@ctltrustee.com

**(ii) Security:**

1. Privately Placed Secured Debentures are secured by subservient charge on all current assets of the Company, both present and future.
2. Covered Bond issued by the Company in the nature of secured, redeemable, listed non-convertible debentures on a private placement basis is secured by way of first ranking pari passu charge by way of mortgage over, all the right, title and interest of the Company in all that piece and parcel of the vacant land measuring an extent of Cents 28 (Hec.0.11.34) in the Tirunelveli District, Panagudi, Sub-Registrar Office, Pazhavor Panchayat, Pazhavor Village, Ayan Punja Survey No. 1490 measuring an extent of South portion of Cents 28 (Hec.0.11.34) and is covered by receivables against a pool of gold loans originated by the Company amounting to a minimum cover of 1.15x on the Non-Convertible Debenture amount outstanding.
3. Debentures issued by way of public issue are secured as follows:
  - Public Issue allotment on 05/11/2015: Mortgage of the immovable property of the Company admeasuring 54 cents situated at Survey No. 764/6A, Arulvaimozhy village, Thovala taluk, Kanyakumari district, Tamil Nadu, and a first ranking pari passu charge on all current assets, book debts and receivables (both present and future) of the company in favour of Debenture Trustee.
  - Public Issue allotment on 25/10/2019: Exclusive mortgage and first charge over the immovable property admeasuring 5.19 cents situated at Survey No: 537, Samugarengapuram Village, Radhapuram Taluk, Tirunelveli District, Tamilnadu and a subservient charge on certain loan receivables (both present and future) of the company in favour of Debenture Trustee.
  - Public Issue allotment on 07/02/2020: Subservient charge with existing secured creditors, on certain loan receivables (both present and future) of the Company in favour of Debenture Trustee.

**(iii) Utilisation of Funds raised by way of Public Issue of Debt Securities:**

The Company has utilised the Net Proceeds raised by way of Public Issue of Debt Securities, in accordance with the Objects of such issue of debt securities. As at March 31, 2020, March 31, 2019, no portion of such proceeds remain unutilized.

**(iv)Others:**

| Particulars  | At 31st March, 2020 | At 31st March, 2019 |
|--|---------------------|---------------------|
| Loans & advances in the nature of loans to subsidiaries  | 1,365.00            | 1,365.00            |
| Loans & advances in the nature of loans to associates  | Nil                 | Nil                 |
| Loans & advances in the nature of loans where there is-  |                     |                     |
| (i) no repayment schedule or repayment beyond seven years  | Nil                 | Nil                 |
| (ii) no interest or interest below section 186 of the Companies Act                                | Nil                 | Nil                 |
| Loans & advances in the nature of loans to other firms/companies in which directors are interested | 239.64              | 64.90               |

**48** There are no amounts due and outstanding to be credited to the Investor Education and Protection Fund established under Section 125 of the Companies Act, 2013 as at March 31, 2020, March 31, 2019.

**49 Business combinations and acquisition of non-controlling interests**

**Muthoot Housing Finance Company Limited**

During the year, the company subscribed to 58,14,000 (31st March 2019: 5,813,600) equity shares in Muthoot Housing Finance Company Limited for a consideration of Rs.2,500.02 (31st March 2019: Rs.2,499.85). As at 31st March 2020, the total share holding in Muthoot Housing Finance Company Limited is 5,93,48,840 equity shares (31st March 2019: 53,534,840 equity shares) representing 80.66% (31st March 2019: 80.58%) of their total equity share capital.

## **Report of Independent Auditor on the Reformatted Consolidated Financial Statements of Muthoot Fincorp Limited**

To,  
The Board of Directors  
**Muthoot Fincorp Limited**  
Muthoot Centre, Punnen Road,  
Trivandrum,  
Kerala -695039

Dear Sirs,

We have examined the attached Reformatted Consolidated IGAAP Financial Statements of Muthoot Fincorp Limited (the “Company”) (“Reformatted Consolidated IGAAP Financial Statements”) as at and for the years ended March 31, 2018, March 31, 2017 and March 31, 2016, annexed to this report for the purposes of inclusion in the offer document prepared by the Company in connection with its Proposed Public Issue of Secured Redeemable Non-Convertible Debentures and /or Unsecured Redeemable Non-Convertible Debentures (“the Debentures” or “the NCDs”). Such financial statements, which have been approved by the Board of Directors of the Company, have been prepared in accordance with the requirements of:

- a) Section 26(1)(b)(i) of the Companies Act, 2013 read with Rule 4 of the Companies (Prospectus & Allotment of Securities) Rules, 2014, as applicable to the public issue of Non-Convertible Debentures.
- b) the Securities & Exchange Board of India (Issue and Listing of Debt Securities) Regulations, 2008, as amended (the “Regulations”) issued by the Securities and Exchange Board of India (“SEBI”), as amended from time to time in pursuance of Section 11 of the Securities and Exchange Board of India Act, 1992.
- a) the Guidance Note (Revised) on Reports in Company Prospectus issued by the Institute of Chartered Accountants of India.

The preparation of the Reformatted Consolidated IGAAP Financial Statements is the responsibility of the Company's management. Our responsibility is to report on such statements based on our procedures.

1. The Reformatted Consolidated IGAAP Financial Statements have been extracted by the management from the audited consolidated financial statements of the Company as at March 31, 2018, March 31, 2017 and March 31, 2016, and from the books of account underlying such financial statements of the Company. The audited consolidated financial statements of the Company as at March 31, 2018, March 31, 2017 and March 31, 2016 were approved by the Board of Directors on 29/05/2018, 09/05/2017 & 14/06/2016 respectively.

We have audited the accounts of the Company for the year ended March 31, 2018, prepared in accordance with the IGAAP framework, in respect of which we have issued audit opinion vide our report dated 08/06/2018. For the years ended March 31, 2017 and March 31, 2016, the audit of accounts was carried out by M/s. A. Cherian & Associates (FRN – 011456S), in respect of which audit opinions were issued vide reports dated 09/05/2017, 14/06/2016, on which we have relied.

2. We have examined such Reformatted Consolidated IGAAP Financial Statements taking into consideration:
  - a) the terms of engagement received from the Company requesting us to carry out work on such financial information, proposed to be included in the offer document of the Company in connection with its Proposed Public Issue of Debt Securities; and
  - b) the requirements of Section 26(1)(b)(i) of the Companies Act, 2013 read with the provisions of the Companies (Prospectus and Allotment of Securities) Rules, 2014 and the SEBI Debt Regulations; and
  - c) the Guidance Note (Revised) on Reports in Company Prospectus issued by the Institute of Chartered Accountants of India.
3. In accordance with the requirements of Section 26(1)(b)(i) of the Companies Act, 2013 read with Rule 4 of the Companies (Prospectus and Allotment of Securities) Rules, 2014, the Guidance Note and the terms of our engagement agreed with you, we further report that the Reformatted Consolidated IGAAP Financial Statements consisting of:

- a) the Reformatted Summary Statement of Consolidated Assets and Liabilities, Notes forming part thereof and the Significant Accounting Policies, as at March 31, 2018, March 31, 2017 and March 31, 2016;
- b) the Reformatted Summary Statement of Consolidated Profit and Loss, Notes forming part thereof and the Significant Accounting Policies, for the years ended March 31, 2018, March 31, 2017 and March 31, 2016; and
- c) the Reformatted Summary Statement of Consolidated Cash Flow of the Company, as at March 31, 2018, March 31, 2017 and March 31, 2016;

proposed to be included in the offer document prepared by the management and approved by the Board of Directors of the Company, that are set out in Annexure I to V to this report, have been examined by us, and are accurately extracted from the audited consolidated financial statements of the Company for the years ended March 31, 2018, March 31, 2017 and March 31, 2016.

4. Based on our examination as above, we further report that:

- a) these Reformatted Consolidated IGAAP Financial Statements have been presented in “Rupees in Lakhs”
- b) the Reformatted Consolidated IGAAP Financial Statements have to be read in conjunction with the Notes on Reformatted Consolidated IGAAP Financial Statements and Significant Accounting Policies.
- c) the figures of earlier periods have been regrouped (but not restated retrospectively for changes in accounting policies), wherever necessary, to conform to the classification adopted for the Reformatted Consolidated IGAAP Financial Statements as at and for the year ended March 31, 2018.
- d) there are no extraordinary items which need to be disclosed separately in the attached Reformatted Consolidated IGAAP Financial Statements, other than those disclosed;
- e) there are no qualifications in the auditors’ report for the year ended March 31, 2018, which require any adjustments to the Reformatted Consolidated IGAAP Financial

Statements. The auditors' report dated 08/06/2018, pertaining to the financial year 2017-18 included the following Other Matters paragraph:

#### **Other Matters**

The accompanying Consolidated Financial Statements include total assets of Rs.331,443.26 lakhs as at 31st March, 2018, total revenues of Rs.55,996.80 lakhs and net cash flows of Rs.25,644.96 lakhs for the year ended on that date, in respect of three subsidiaries which have been audited by other auditors, of which, financial statements, other financial information and auditor's reports have been furnished to us by the management. Our opinion on the Consolidated Financial Statements, in so far as it relates to the amounts and disclosures included in respect of this subsidiary and our report in terms of sub-sections (3) and (11) of Section 143 of the Act, in so far as it relates to the aforesaid subsidiaries, is based solely on the report of such other auditors.

Our opinion on the Consolidated Financial Statements, and our report on Other Legal and Regulatory Requirements above, is not modified in respect of the above matters with respect to our reliance on the work done and the reports of the other auditors and the financial statements and other financial information certified by the Management.

#### **Other Matters**

Our report under Section 143(3)(i) of the Act on the adequacy and operating effectiveness of the internal financial controls over financial reporting of the Group, insofar as it relates to the subsidiary company's, are based on the corresponding reports of the auditors of such subsidiaries.

- f) there are no qualifications in the auditors' report for the year ended March 31, 2017, which require any adjustments to the Reformatted Consolidated IGAAP Financial Statements. The auditors' report dated 09/05/2017, pertaining to the financial year 2016-17 included the following Other Matters paragraph:

#### **Other Matters**

The accompanying Consolidated Financial Statements include total assets of Rs.207,758.56 lakhs as at 31<sup>st</sup> March, 2017, total revenues of Rs.31,995.45 lakhs and net cash flows of Rs.27,459.06 lakhs for the year ended on that date, in respect of three subsidiaries which have been audited by other auditors, of which, financial



statements, other financial information and auditor's reports have been furnished to us by the management. Our opinion on the Consolidated Financial Statements, in so far as it relates to the amounts and disclosures included in respect of this subsidiary and our report in terms of sub-sections (3) and (11) of Section 143 of the Act, in so far as it relates to the aforesaid subsidiaries, is based solely on the report of such other auditors.

Our opinion on the Consolidated Financial Statements, and our report on Other Legal and Regulatory Requirements above, is not modified in respect of the above matters with respect to our reliance on the work done and the reports of the other auditors and the financial statements and other financial information certified by the Management.

### **Other Matters**

Our report under Section 143(3)(i) of the Act on the adequacy and operating effectiveness of the internal financial controls over financial reporting of the Group, insofar as it relates to the subsidiary company's, are based on the corresponding reports of the auditors of such subsidiaries.

- g) there are no qualifications in the auditors' report for the year ended March 31, 2016, which require any adjustments to the Reformatted Consolidated IGAAP Financial Statements. The auditors' report dated 14/06/2016, pertaining to the financial year 2015-16 included the following Emphasis of Matter and Other Matters paragraph:

### **Emphasis of Matter**

Attention is invited to:

1. Explanation to Note No.13 of the Consolidated Financial Statements regarding MAT Credit Entitlement of Rs.41.39 lakhs, which is based on the judgement of the management of Muthoot Housing Finance Company Limited.

Our opinion is not modified in respect of these matters

### **Other Matters**

The accompanying Consolidated Financial Statements include total assets of Rs.101,626.16 lakhs as at 31<sup>st</sup> March, 2016, total revenues of Rs.11,561.60 lakhs and net cash flows of Rs.593.64 lakhs for the year ended on that date, in respect of three subsidiaries which have been audited by other auditors, of which, financial

statements, other financial information and auditor's reports have been furnished to us by the management. Our opinion on the Consolidated Financial Statements, in so far as it relates to the amounts and disclosures included in respect of this subsidiary and our report in terms of sub-sections (3) and (11) of Section 143 of the Act, in so far as it relates to the aforesaid subsidiaries, is based solely on the report of such other auditors.

Our opinion on the Consolidated Financial Statements, and our report on Other Legal and Regulatory Requirements above, is not modified in respect of the above matters with respect to our reliance on the work done and the reports of the other auditors and the financial statements and other financial information certified by the Management.

### **Other Matters**

Our report under Section 143(3)(i) of the Act on the adequacy and operating effectiveness of the internal financial controls over financial reporting of the Group, insofar as it relates to the subsidiary company's, are based on the corresponding reports of the auditors of such subsidiaries.

- h) the Reformatted Consolidated IGAAP Financial Statements conform to the requirements of Schedule III of the Companies Act, 2013; and
  - i) in the preparation and presentation of Reformatted Consolidated IGAAP Financial Statements based on audited financial statements as referred to in paragraph 3 above, no adjustments have been made for any events occurring subsequent to dates of the audit reports specified in paragraph 1 above.
- 5. Based on our examination of financial information specified in para 2 above, we state that in our opinion, the financial information so specified above, have been prepared in accordance with Section 26 of the SEBI Act and the Regulations amended from time to time.
  - 6. This report should not in any way be construed as a re-issuance or re-dating of any of the previous audit reports issued by us nor should this be construed as a new opinion on any of the financial statements referred to herein.
  - 7. We have no responsibility to update our report for events and circumstances occurring after the date of the report.

8. This report is intended solely for your information and for inclusion in the Offer Document prepared in connection with the proposed public issue of debt securities of the Muthoot Fincorp Limited and is not to be used, referred to or distributed for any other purpose without our prior written consent.

**For Rangamani & Co.**

Chartered Accountants

Firm Regn. No. – 003050 S

**R. Sreenivasan**

Partner

Membership No. 020566

**UDIN –**

Place: Kochi

Date: 07/09/2020

**MUTHOOT FINCORP LIMITED**
**ANNEXURE I: REFORMATTED SUMMARY STATEMENT OF CONSOLIDATED ASSETS AND LIABILITIES**
*(Amount in Rs. Lakhs, except share data and unless otherwise stated)*

| Particulars  | Sch.No. | As at<br>31st March 2018 | As at<br>31st March 2017 | As at<br>31st March 2016 |
|--|---------|--------------------------|--------------------------|--------------------------|
| <b><u>EQUITY AND LIABILITIES</u></b>   |         |                          |                          |                          |
| <b>Share Holder's Funds:</b>   |         |                          |                          |                          |
| Share Capital  | 1       | 19,370.56                | 19,370.56                | 18,656.27                |
| Reserves And Surplus   | 2       | 1,92,832.75              | 1,56,630.33              | 1,22,685.22              |
| Minority Interest  |         | 18,815.43                | 4,336.04                 | 1,920.16                 |
| <b>Share Application money pending allotment</b>   |         | -                        | -                        | -                        |
| <b>Non Current Liabilities</b>   |         |                          |                          |                          |
| Long Term Borrowings   | 3       | 4,60,245.70              | 4,55,672.68              | 4,20,520.83              |
| Deferred Tax Liabilities(Net)  | 4       | -                        | -                        | -                        |
| Other Long Term Liabilities  | 5       | -                        | 158.03                   | 122.99                   |
| Long Term Provisions   | 6       | 1,207.11                 | 1,147.30                 | 806.17                   |
| <b>Current Liabilities</b>   |         |                          |                          |                          |
| Short Term Borrowings  | 7       | 7,68,754.35              | 6,57,741.43              | 4,80,015.57              |
| Trade Payables   | 8       |                          |                          |                          |
| (A) total outstanding dues of micro enterprises and small enterprises; and                 |         | -                        | -                        | -                        |
| (B) total outstanding dues of creditors other than micro enterprises and small enterprises |         | 925.32                   | 1,272.11                 | 2,590.53                 |
| Other Current Liabilities  | 9       | 2,66,193.40              | 2,20,645.46              | 1,63,944.62              |
| Short Term Provisions  | 10      | 30,052.92                | 20,618.10                | 21,615.31                |
| <b>TOTAL</b>   |         | <b>17,58,397.54</b>      | <b>15,37,592.04</b>      | <b>12,32,877.67</b>      |
| <b><u>ASSETS</u></b>   |         |                          |                          |                          |
| <b>Non Current assets</b>  |         |                          |                          |                          |
| Fixed Assets   |         |                          |                          |                          |
| Tangible Assets  | 11      | 54,202.45                | 57,529.32                | 51,612.74                |
| Intangible Assets  | 11      | 1,871.95                 | 905.71                   | 235.05                   |
| Capital Work in Progress   |         | -                        | 58.65                    | -                        |
| Intangible Assets under Development  |         | 71.75                    | 629.01                   | 757.78                   |
| Non Current Investments  | 12      | 5,881.43                 | 9,134.73                 | 1,431.65                 |
| Deferred Tax Assets (net)  | 4       | 1,862.57                 | 603.50                   | 746.09                   |
| Long Term Loans and Advances   | 13      | 1,43,315.36              | 1,06,330.65              | 91,025.52                |
| Inventories  | 14      | 30,031.41                | 30,012.93                | 21,589.02                |
| Other Non Current Assets   | 15      | 14,219.68                | 14,655.43                | 11,728.72                |
| <b>Current Assets</b>  |         |                          |                          |                          |
| Current Investments  | 16      | 1,678.56                 | 1,433.31                 | 1,584.80                 |
| Trade Receivables  | 17      | 3,466.11                 | 2,193.35                 | 2,047.79                 |
| Cash and Cash Equivalents  | 18      | 95,323.09                | 76,809.99                | 54,827.42                |
| Short Term Loans and Advances  | 19      | 13,27,916.15             | 11,60,391.91             | 9,30,146.34              |
| Other Current Assets   | 20      | 78,557.03                | 76,903.55                | 65,144.75                |
| <b>TOTAL</b>   |         | <b>17,58,397.54</b>      | <b>15,37,592.04</b>      | <b>12,32,877.67</b>      |

*See accompanying notes to the Financial Statements*

In terms of our report of even date attached

**For Rangamani & Co.**

Chartered Accountants

Firm Regn. No. – 003050 S

For and on behalf of Board of Directors

**Thomas John Muthoot**

Managing Director

DIN: 00011618

**Thomas George Muthoot**

Director

DIN: 00011552

**R. Sreenivasan**

Partner, M.No. 020566

**Thomas Muthoot**

Executive Director and

Chief Financial Officer

DIN: 00082099

**Mathai T.D.**

Company Secretary

Place: Kochi

Date: 07/09/2020

**MUTHOOT FINCORP LIMITED**
**ANNEXURE II: REFORMATTED SUMMARY STATEMENT OF CONSOLIDATED PROFIT AND LOSS**
*(Amount in Rs. Lakhs, except share data and unless otherwise stated)*

| Particulars   | Sch.No. | For the year ended<br>31st March 2018 | For the year ended<br>31st March 2017 | For the year ended<br>31st March 2016 |
|---|---------|---------------------------------------|---------------------------------------|---------------------------------------|
| <b>INCOME</b>   |         |                                       |                                       |                                       |
| Revenue from Operations   | 21      | 2,59,773.08                           | 2,23,861.57                           | 2,12,317.02                           |
| Other Income  | 22      | 12,451.64                             | 16,829.51                             | 6,925.58                              |
| <b>Total Revenue</b>  |         | <b>2,72,224.72</b>                    | <b>2,40,691.08</b>                    | <b>2,19,242.60</b>                    |
| <b>EXPENSES</b>   |         |                                       |                                       |                                       |
| Employee Benefits Expense   | 23      | 51,846.36                             | 45,817.99                             | 38,690.68                             |
| Finance Cost  | 24      | 1,35,229.98                           | 1,22,027.25                           | 1,16,309.28                           |
| Depreciation and Amortization Expense                             |         | 7,507.67                              | 8,015.49                              | 7,935.52                              |
| Other Expenses  | 25      | 45,172.18                             | 41,290.58                             | 41,648.77                             |
| <b>Total Expenses</b>   |         | <b>2,39,756.19</b>                    | <b>2,17,151.31</b>                    | <b>2,04,584.25</b>                    |
| <b>Profit Before Exceptional and Extra Ordinary Items and Tax</b> |         | <b>32,468.53</b>                      | <b>23,539.77</b>                      | <b>14,658.35</b>                      |
| Exceptional Items   |         | -                                     | -                                     | -                                     |
| <b>Profit Before Extra Ordinary Items and Tax</b>                 |         | <b>32,468.53</b>                      | <b>23,539.77</b>                      | <b>14,658.35</b>                      |
| Extra Ordinary Items  |         | -                                     | -                                     | -                                     |
| <b>Profit Before Tax</b>  |         | <b>32,468.53</b>                      | <b>23,539.77</b>                      | <b>14,658.35</b>                      |
| Tax Expenses:   |         |                                       |                                       |                                       |
| Current Tax   |         | 9,910.77                              | 7,601.54                              | 7,519.20                              |
| Deferred Tax  |         | (1,259.06)                            | 142.58                                | (2,178.45)                            |
| <b>Profit for the Period from Continuing Operations</b>           |         | <b>23,816.82</b>                      | <b>15,795.65</b>                      | <b>9,317.60</b>                       |
| Profit/(Loss) from Discontinuing Operations                       |         | -                                     | -                                     | -                                     |
| Tax Expense of Discontinuing Operation                            |         | -                                     | -                                     | -                                     |
| Profit/(Loss) from Discontinuing Operations(after tax)            |         | -                                     | -                                     | -                                     |
| <b>Profit after Tax before Minority Interests</b>                 |         | <b>23,816.82</b>                      | <b>15,795.65</b>                      | <b>9,317.60</b>                       |
| Less: Profits attributable to Minority Interests                  |         | (2,397.37)                            | (686.29)                              | (243.73)                              |
| <b>Profit for the year</b>  |         | <b>21,419.45</b>                      | <b>15,109.36</b>                      | <b>9,073.87</b>                       |
| <b>Earnings per Equity Share (in Rs.)</b>                         |         |                                       |                                       |                                       |
| i. Basic  |         | 11.06                                 | 8.10                                  | 4.86                                  |
| ii. Diluted   |         | 11.06                                 | 8.10                                  | 4.86                                  |

*See accompanying notes to the Financial Statements*

Chartered Accountants

**For Rangamani & Co.**

Chartered Accountants

Firm Regn. No. – 003050 S

For and on behalf of Board of Directors

**Thomas John Muthoot**

Managing Director

DIN: 00011618

**Thomas George Muthoot**

Director

DIN: 00011552

**R. Sreenivasan**

Partner, M.No. 020566

**Thomas Muthoot**

Executive Director and

Chief Financial Officer

DIN: 00082099

**Mathai T.D.**

Company Secretary

**MUTHOOT FINCORP LIMITED**
**ANNEXURE III: REFORMATTED SUMMARY STATEMENT OF CONSOLIDATED CASH FLOW**
*(Amount in Rs. Lakhs, except share data and unless otherwise stated)*

| Particulars   | As at<br>31st March 2018 | As at<br>31st March 2017 | As at<br>31st March 2016 |
|---|--------------------------|--------------------------|--------------------------|
| <b><u>CASH FLOW FROM OPERATING ACTIVITIES</u></b>                         |                          |                          |                          |
| Net profit after taxation and extraordinary items                         | 23,816.82                | 15,795.65                | 9,317.60                 |
| Non cash adjustments to reconcile profit before tax to net cash flows:    |                          |                          |                          |
| Depreciation & Amortization   | 7,507.67                 | 8,015.49                 | 7,935.52                 |
| Provisions & write-offs   | 16,596.05                | 19,192.93                | 11,185.45                |
| Dividend / Interest received  | (18.77)                  | (15.90)                  | (11.96)                  |
| Interest Paid   | 246.61                   | -                        | -                        |
| Profit/(loss) on sale of fixed assets                                     | 57.81                    | 1.29                     | -                        |
| Assets written off  | -                        | -                        | 258.69                   |
| Unrealised gain on Loan transfer transactions                             | (158.03)                 | -                        | -                        |
| Net gain on sale of current investments                                   | (2,010.17)               | (1,504.12)               | (332.92)                 |
| <b>Operating profit before working capital changes</b>                    | <b>46,037.99</b>         | <b>41,485.34</b>         | <b>28,352.38</b>         |
| <b>Movement in Working Capital</b>  |                          |                          |                          |
| (Increase) / decrease in short term loans and advances                    | (1,68,302.55)            | (2,36,045.91)            | (1,03,060.82)            |
| (Increase) / decrease in long term loans and advances                     | (36,984.71)              | (15,422.75)              | (14,983.01)              |
| (Increase) / decrease in other current assets                             | 12,586.17                | (18,563.74)              | (8,397.67)               |
| Increase / (decrease) in provisions                                       | (10,226.95)              | (5,591.06)               | 1,186.75                 |
| Increase / (decrease) in other current liabilities                        | 45,201.15                | 54,634.79                | 52,639.75                |
| <b>Cash generated from Operation</b>                                      | <b>(1,11,688.90)</b>     | <b>(1,79,503.33)</b>     | <b>(44,262.62)</b>       |
| Direct taxes paid (net of refund)   | (15,095.14)              | (12,141.02)              | (3,566.82)               |
| <b>NET CASH FLOW FROM /(USED IN) OPERATING ACTIVITIES (A)</b>             | <b>(1,26,784.04)</b>     | <b>(1,91,644.35)</b>     | <b>(47,829.44)</b>       |
| <b><u>CASH FLOW FROM INVESTING ACTIVITIES</u></b>                         |                          |                          |                          |
| Purchase of fixed and tangible assets                                     | (4,882.13)               | (14,533.90)              | (4,622.53)               |
| Purchase / Sale of investments  | 3,008.04                 | (6,047.46)               | (2,169.84)               |
| Investment in subsidiary company  | -                        | -                        | -                        |
| Sale of fixed assets  | 104.39                   | -                        | -                        |
| Interest received on investments & fixed deposits                         | -                        | -                        | -                        |
| Profit/Loss on sale of fixed assets/investments                           | 1,952.37                 | -                        | 332.92                   |
| Dividend received   | 18.77                    | 15.90                    | 11.96                    |
| <b>NET CASH FLOW FROM /(USED IN) INVESTING ACTIVITIES (B)</b>             | <b>201.44</b>            | <b>(20,565.46)</b>       | <b>(6,447.49)</b>        |
| <b><u>CASH FLOW FROM FINANCING ACTIVITIES</u></b>                         |                          |                          |                          |
| (Increase) / decrease of short term borrowings                            | 1,11,012.92              | 1,77,725.86              | (10,051.60)              |
| (Increase) / decrease of long term borrowings                             | 4,573.02                 | 35,186.89                | 73,807.08                |
| Proceeds from Issue of Share Capital                                      | 31,194.02                | 21,279.63                | 54.55                    |
| Interest Paid   | -                        | -                        | -                        |
| Dividend and Dividend tax paid  | (1,684.26)               | -                        | -                        |
| <b>NET CASH FLOW FROM /(USED IN) FINANCING ACTIVITIES (C)</b>             | <b>1,45,095.70</b>       | <b>2,34,192.38</b>       | <b>63,810.03</b>         |
| <b>NET INCREASE / (DECREASE) IN CASH AND CASH EQUIVALENTS (A + B + C)</b> | <b>18,513.10</b>         | <b>21,982.57</b>         | <b>9,533.10</b>          |
| Cash and cash equivalents at the beginning of the year                    | <b>76,809.99</b>         | <b>54,827.42</b>         | <b>45,294.32</b>         |
| Cash and cash equivalents at the end of the year                          | <b>95,323.09</b>         | <b>76,809.99</b>         | <b>54,827.42</b>         |

*See accompanying notes to the Financial Statements*

Firm Regn. No. – 003050 S

**For Rangamani & Co.**

Chartered Accountants

Firm Regn. No. – 003050 S

**R. Sreenivasan**

Partner, M.No. 020566

For and on behalf of Board of Directors

**Thomas John Muthoot**

Managing Director

DIN: 00011618

**Thomas George Muthoot**

Director

DIN: 00011552

**Thomas Muthoot**

Executive Director and

Chief Financial Officer

DIN: 00082099

**Mathai T.D.**

Company Secretary

Place: Kochi

Date: 07/09/2020

## **MUTHOOT FINCORP LIMITED**

### **Annexure IV - Significant Accounting Policies to the Reformatted Consolidated Financial Statements for the years ended March 31, 2018, March 31, 2017 and March 31, 2016**

#### **I. OVERVIEW**

##### **1. Nature of Operations**

Muthoot Fincorp Limited ("MFL" or "the Company") is a Public Limited Company, incorporated on June 10, 1997 under the provisions of the Companies Act 1956. The Company is a Non Deposit Accepting Non-Banking Financial Company (NBFC) registered with the Reserve Bank of India (RBI) and is classified as a Non Deposit Taking Systemically Important Loan Company (NDSI).

Muthoot Fincorp Limited, the flagship company of the 130 year old Muthoot Pappachan Group, provides a diverse mix of retail offerings catering to various needs of its customers and is primarily engaged in the business of Gold Loans through its branch network across India. The Company also offers Business Loans, Loans to Microfinance Sector, Forex Services, Money Transfer Services, Wealth Management Services to its customers in its strive to be the most trusted financial service provider. It is also engaged in real estate business to a very limited extent.

The company has 3 subsidiaries, Muthoot Housing Finance Company Limited (or "MHFCL" or "Muthoot Housing"), Muthoot Pappachan Technologies Limited (or "MPT") and Muthoot Microfin Limited (or "MML" or "Muthoot Microfin") (formerly known as Pancharatna Securities Limited), which are incorporated in India.

Muthoot Housing Finance Company Limited (MHFCL) is a Housing Finance Company registered with the National Housing Bank ("NHB") under Section 29 A of the National Housing Bank Act, 1987 and primarily engaged in housing finance activities. The company was incorporated on 05<sup>th</sup> March, 2010, and received the Certificate of Registration from the NHB on 11<sup>th</sup> February, 2011, enabling the company to carry on business as a Housing Finance Company without accepting Public Deposits. The company received its Certificate of Commencement of Business on 1<sup>st</sup> June 2011.

Muthoot Pappachan Technologies Private Limited (MPT) was initially registered as a Private Limited Company on 16th November 2012. Later, it was converted to Muthoot Pappachan Technologies Limited on 5th July 2013. Based in the Technopark campus at Thiruvananthapuram, the company provides Consulting-led Integrated portfolio of Information Technology (IT) and IT enabled services to its clients. The Company in short, aims at providing Software Solution as Service to its customers.

Muthoot Microfin Limited (MML) was incorporated as a Private Limited Company in the year 1992 under the erstwhile Companies Act, 1956. Effective from 18 March, 1998, the Company was registered as a non-deposit accepting Non-Banking Financial Company (NBFC-ND) under the rules and regulations framed by the Reserve Bank of India. The Company has obtained registration under the category of Non-Banking Financial Company – Micro Finance Institutions (NBFC-MFI) w.e.f. 25 March, 2015. Designed to

promote entrepreneurship skills and inclusive growth among women, the Company provides financial assistance to women engaged in small income generating activities under the Grameen model of lending and carries out skill development workshops and literacy classes for its clients. The Company also uses its distribution channel to provide loans to members for purchase off productivity-enhancing products such as solar lamps, mobile phones and water purifiers.

## 2. Consolidated Financial Statements

The Consolidated Financial Statements ("CFS") include results of the following subsidiaries of Muthoot Fincorp Limited, consolidated in accordance with Accounting Standard-21 'Consolidated Financial Statements':

| Name of the company                     | Country of incorporation | % shareholding of MFL (31/03/2018) | % shareholding of MFL (31/03/2017) | % shareholding of MFL (31/03/2016) |
|---|--------------------------|------------------------------------|------------------------------------|------------------------------------|
| Muthoot Housing Finance Company Limited | India                    | 78.72%                             | 75.32%                             | 75.32%                             |
| Muthoot Pappachan Technologies Limited  | India                    | 60.00%                             | 60.00%                             | 60.00%                             |
| Muthoot Microfin Limited                | India                    | 70.59%                             | 83.51%                             | 98.59%                             |

## 3. Principles of Consolidation

(a) The CFS of the Group has been prepared based on a line-by-line consolidation of the Balance Sheet, the Statement of Profit and Loss and Cash Flows of the Company and its Subsidiaries for the years ended March 31, 2018, March 31, 2017 & March 31, 2016.

(b) The financial statements of the Subsidiaries used for consolidation are drawn for the same reporting period as that of the Company.

(c) All material inter-company transactions and balances between the entities have been eliminated in the CFS.

(d) The CFS has been prepared using uniform accounting policies, except as stated otherwise, for similar transactions and are presented to the extent possible, in the same manner as the Company's standalone financial statements.

(e) The excess of cost to the Company of its investment in the subsidiary companies over its equity of the subsidiary companies, at the date on which the investment in the subsidiary companies are made, is recognized as Goodwill, if any.

(f) Minority interest, if any, in the net assets of consolidated subsidiaries consists of the amount of capital and reserves attributable to the minority shareholders at the date on which investment are made by the Company in the subsidiary companies and further movement in their share, subsequent to the date of investment as stated above.



(h) Notes to these Consolidated Financial Statements are intended to serve as a means of informative disclosure and a guide to better understanding of the consolidated position of these companies. Recognising this purpose, the company has disclosed only such notes from the individual financial statements, which fairly present the needed disclosures.

## **II. STATEMENT OF SIGNIFICANT ACCOUNTING POLICIES**

### **a. BASIS OF PREPARATION**

The CFS of the Group has been prepared in accordance with generally accepted accounting principles in India. The management has prepared these CFS to comply in all material respects with the Accounting Standards notified under section 133 of the Companies Act 2013, read together with paragraph 7 of the Companies (Accounts) Rules 2014, the guidelines issued by the Reserve Bank of India as applicable to a non-deposit accepting NBFC, NBFC-MFI and the guidelines issued by the National Housing Bank. The CFS has been prepared under the historical cost convention and on an accrual basis except for non-performing assets, for which income is recognized on realization basis.

### **b. USE OF ESTIMATES**

The preparation of the financial statements required the Management of the Company to make estimates and assumptions that affect the reported balances of assets and liabilities, revenues and expenses and disclosures relating to the contingent liabilities. The Management believes that the estimates used in preparation of the financial statements are prudent and reasonable. An example of such estimates include the classification of assets and liabilities into current and non-current, which is based on the estimation of the operating cycle of the Company. However, although these estimates are based upon the management's best knowledge of current events and actions, actual results may differ from these estimates. Any revisions to the accounting estimates are recognised prospectively in the current and future periods.

### **c. TANGIBLE FIXED ASSETS**

Fixed Assets are stated at cost, less accumulated depreciation and accumulated impairment losses, if any. The cost comprises of purchase price and directly attributable cost for bringing the asset to its working condition for the intended use. Any trade discounts and rebates are deducted in arriving the purchase price.

Subsequent expenditure related to an item of fixed asset is added to its book value only if it increases the future economic benefits from the existing asset beyond its previously assessed standard of performance. All other expenses on existing fixed assets, including the day to day repair and maintenance expenditure are charged to revenue during the period in which such expenditure is incurred.

### **d. INTANGIBLE ASSETS**

Intangible Assets are capitalized on the basis of costs incurred to acquire and install them. These assets are amortized over their estimated useful life on a straight line basis, commencing from the date on which the assets are available for use. Intangible assets are carried at cost less accumulated amortization and accumulated

impairment loss, if any. Advance paid for development of Computer Software is disclosed as "Intangible Assets under Development".

**e. DEPRECIATION ON TANGIBLE FIXED ASSETS**

Depreciation on assets acquired/sold during the year is recognised on pro-rata basis in the statement of profit and loss from the date of acquisition or till the date of sale. Depreciation is provided based on the useful life of the assets as prescribed under Schedule II to the Companies Act, 2013 except as otherwise mentioned. The Holding Company and one of its subsidiaries, Muthoot Microfin Limited follow the Straight Line Method for providing depreciation, whereas the two other subsidiaries follow the Written Down Value method. Software is amortized over a period of 10 years or over the estimated useful lives, as is appropriate on Straight Line Basis by Muthoot Pappachan Technologies Limited.

Leasehold Improvements are amortized over the period of the lease on Straight Line basis.

**f. INVESTMENTS**

Investments intended to be held for not more than one year from the date of such investments, are classified as current investments. All other investments are classified as Non-Current Investments.

Current Investments are carried in the Financial Statements at lower of cost or fair market value on individual investment basis. During the year, provision for fluctuation in value of current investments is recognised to the extent of the diminution in value.

Non-Current Investments are normally carried at cost. However, provision for diminution in value is made to recognise a decline, other than temporary in nature. On disposal of an investment, the difference between its carrying amount and net proceeds of disposal are recognized in the profit and loss account.

**g. HUMAN RESOURCES AND BENEFITS**

**(i) Short Term Employee Benefits**

Short Term Employee Benefits for services rendered by employees are recognised during the period when the services are rendered.

**(ii) Post-Employment Benefits**

**Defined Contribution Plan**

**Provident Fund / Employees State Insurance**

Benefits in the form of Provident Fund and Employees State Insurance are Defined Contribution Schemes and the contributions are charged to the Profit and Loss Account of the year when the contributions to the fund are due. There is no other obligation other than the contribution payable to the fund.

**Defined Benefit Plan**

**Retirement & Earned Leave benefits**

The company has provided for gratuity & earned leave benefits payable to its employees based on actuarial valuation done in line with Accounting Standard 15 - 'Employee Benefits' issued by Institute of Chartered Accountants of India.

**h. FOREIGN EXCHANGE TRANSACTIONS**

Foreign currency transactions are recorded in Indian Rupees, on initial recognition, by converting the foreign currency amount into Indian Rupees at the exchange rate prevailing on the date of the transaction. Foreign currency monetary assets and liabilities are reported using the exchange rate as on the Balance Sheet date. Non-monetary items, which are carried in terms of historical cost denominated in foreign currency, are reported using the exchange rate at the date of the transaction. Exchange differences arising on the settlement of monetary items are recognised as income or as expenses in the period in which they arise.

**i. TAXES ON INCOME**

Tax expense comprises current and deferred taxes. Current income tax is measured at the amount expected to be paid to the tax authorities in accordance with the Income Tax Act, 1961. Deferred Income Tax reflects the impact of current year timing differences between the taxable income and the accounting income for the year and reversal of timing differences of earlier years.

Deferred tax is measured based on the tax rates and the tax laws enacted or substantively enacted at the Balance Sheet date. Deferred tax assets are recognized only to the extent there is reasonable certainty that sufficient future taxable income will be available against which such deferred tax assets can be realised. Pursuant to National Housing Bank's (NHB) Circular No. 65/2014-15 dated August 22, 2014, Muthoot Housing Finance Company Limited creates Deferred Tax Liability on Special Reserve u/s 36 (1) (viii) of the Income Tax Act, 1961.

At each Balance Sheet date, the management re-assesses the unrecognized deferred tax assets and recognises deferred tax asset only to the extent that it has become reasonably certain, or virtually certain, as the case may be, that sufficient future taxable income will be available against which such deferred tax assets can be realised.

Provision for Minimum Alternate Tax (MAT) is accounted when tax payable as per provision for Section 115JB of the Income Tax Act, 1961 is higher than the tax payable under normal provision of the Act. MAT Credit entitlement is recognized as an asset only if there is convincing evidence for realisation of such assets during the specified period. MAT credit entitlement is reviewed at each Balance Sheet date.

**j. IMPAIRMENT OF ASSETS**

The carrying value of assets is reviewed at each Balance Sheet date if there is any indication of impairment based on internal/external factors. An impairment loss is recognized wherever the carrying amount of an asset exceeds its recoverable amount. The recoverable amount is the greater of the assets net selling price and value in use. After impairment, depreciation is provided on the revised carrying amount of the asset over the useful life. If at the Balance Sheet date, there is an indication that a previously assessed impairment asset no longer exists, the recoverable amount is reassessed and the asset is reflected at the recoverable amount subject to a maximum of depreciable historical cost.

**k. REVENUE RECOGNITION**

Revenue is recognised to the extent that it is probable that economic benefits will flow to the company and the revenue can be reliably measured. The revenue recognition is as under:

- a. Interest income is recognised on accrual basis with reference to the terms of contractual commitments and finance agreements entered into with borrowers, as the case may be, except in the case of non-performing assets where income is recognized on receipt basis in compliance with RBI norms.
- b. Interest on Housing Loan/Loan against Property - Repayment of Housing Loans is by way of Equated Monthly Instalments (EMI) comprising of principal and interest where interest is collected in monthly instalment. In case of loans not fully disbursed Pre-EMI interest is charged every month.
- c. Processing fee on loans are recognised as income at the inception of the loan. Late payment interest, Cheque bounce charges and Other Charges from customers are accounted on receipt basis due to uncertainty of its realisation.
- d. Recognition of Profits on transfer of assets through Direct Assignment are made as per Para 1.4 of the respective guidelines on the subject issued by Reserve Bank of India.
- e. Income from Power Generation is booked on accrual basis, based on the Terms of arrangement with the Tamil Nadu Electricity Board.
- f. Income in the form of Dividends are recognised as income when the Company's right to receive payment is established.
- g. Income from services rendered are recognised as per the terms of contract on accrual basis.
- h. Interest income on deposit accounts with banks is recognised on a time proportion basis taking into account the amount outstanding and the rate applicable.
- i. The prudential norms for income recognition prescribed by the Reserve Bank of India / the National Housing Board are complied with.

**l. BORROWING COST**

Borrowing cost includes interest, amortization of ancillary costs incurred in connection with the arrangement of borrowings and exchange differences arising from foreign currency borrowings to the extent they are regarded as an adjustment to the interest cost.

Borrowing costs directly attributable to the acquisition, construction or production of an asset that necessarily takes a substantial period of time to get ready for its intended use are capitalized as part of the cost of the respective asset. All other borrowing costs are expensed in the period they occur. Muthoot Pappachan Technologies Limited has capitalized borrowing costs totaling to Rs.108.06 lakhs at the weighted average cost of borrowings.

Considering substance over form and matching concept for cost & revenue recognition, processing/upfront fee, arrangement fee/other charges incurred in connection with arrangement of borrowings are amortized over the period of borrowings by Muthoot Housing Finance Limited. In case these borrowings are

repaid before its complete tenure, then the entire un-amortized balance of such charges will be charged immediately to the Statement of Profit & Loss.

**m. LEASES**

Assets acquired on lease where a significant portion of risk or rewards of ownership are retained by the Lessor are classified as Operating Leases. Lease rentals are charged to the Statement of Profit and Loss on accrual basis.

**n. EARNINGS PER SHARE**

The Company reports Basic Earnings Per Share in accordance with the Accounting Standard-20 "Earnings Per Share", issued by the ICAI. Basic Earnings Per Share has been computed by dividing the net profit after tax by the weighted average number of equity shares outstanding for the year. For the purpose of diluted earnings per share, the net profit / loss for the year attributable to equity shareholders and the weighted average number of shares outstanding during the period are adjusted for effects of all dilutive potential equity shares.

**o. PROVISIONS, CONTINGENT LIABILITIES & CONTINGENT ASSETS**

Provisions are recognised in terms of Accounting Standard 29 on "Provisions, Contingent Liabilities & Contingent Assets", when there is a present legal or statutory obligation as a result of past events leading to probable outflow of resources, where a reliable estimate can be made of the amount required to settle the obligation.

A contingent liability is a possible obligation that arises from past events whose existence will be confirmed by the occurrence or non-occurrence of one or more uncertain future events beyond the control of the company or a present obligation that is not recognized because it is not probable that an outflow of resources will be required to settle the obligation. A contingent liability also arises in extremely rare cases where there is a liability that cannot be recognized because it cannot be measured reliably. The company does not recognize a contingent liability, but discloses its existence, if it exists, in the financial statements.

Contingent Assets are not recognised in the financial statements.

**p. SEGMENT REPORTING**

As per Accounting Standard (AS) 17 on "Segment Reporting", segment information has been provided under the Notes to Financial Statements.

**q. EVENTS OCCURRING AFTER BALANCE SHEET DATE**

Material Events occurring after the Balance Sheet date are taken into cognizance while preparing the financial statements.

**r. RELATED PARTY DISCLOSURES**

Disclosures are made in accordance with the requirements of Accounting Standard 18 "Related Party Disclosures" read with the clarifications issued by the Institute of Chartered Accountants of India after eliminating all transactions between Company's whose Financial Statements have been consolidated.

**s. CASH FLOW STATEMENT**

Cash flows are reported using the indirect method, whereby profit after tax is adjusted for the effects of transactions of a non-cash nature, any deferrals or accruals

of past or future operating cash receipts or payments and item of income or expenses associated with investing or financing cash flows. The cash flows from operating, investing and financing activities of the Company are segregated.

**t. SECURITIZATION/ASSIGNMENT OF LOANS AND ADVANCES**

Transactions relating to transfer of loans and advances through securitization/assignment with other financial institutions and banks are accounted for in accordance with the relevant guidelines issued by the RBI. Such transferred loans and advances are de-recognized from the financial statements and gains/losses are accounted for only where the Company surrenders rights to benefits specified in the loan contract in favour of the counter parties.

**u. ASSET ACQUIRED AGAINST THE SETTLEMENT OF LOANS**

Assets possessed against the settlement of loans are carried in the balance sheet at a value of outstanding principal loan amount or market value of asset whichever is lower. In case the market value of the asset acquired is lower than the outstanding principal loan amount; then the shortfall is to be provided for in the books of account in such financial year.

These assets are classified as 'Current Assets' till the asset acquired is finally disposed. The outstanding overdue interest and other charges will be accounted on realization basis.

Further, if on disposal of the assets so acquired, the sale proceed is higher than the receivable amount (including outstanding loan, outstanding overdue interest, other charges and interest), then the Company will refund the excess amount to the borrowers.

**v. SECURITIES ISSUE EXPENSES**

Securities issue expenses and redemption premium, if any, are adjusted against the securities premium account as permissible, to the extent balance is available for utilization in the securities premium account.

**w. CLASSIFICATION AND PROVISIONING OF ASSETS**

Classification and Provisioning of Assets is done in accordance with the relevant guidelines issued by the Reserve Bank of India and the National Housing Board, by the Holding Company and its subsidiaries.

**x. SHARE BASED PAYMENTS**

Measurement and disclosures in relation to employee share-based payment plans are done in accordance with the Guidance Note on Accounting for Employee Share-based Payments, issued by the Institute of Chartered Accountants of India. Measurement of compensation cost relating to employee stock options is done using the intrinsic value method. Compensation expense is amortised over the vesting period of the option on the straight line basis.

### III. ACCOUNTING POLICY ALIGNMENT IN CFS

In respect of the following components of Consolidated Financial Statements, it is not practicable to align the accounting policies followed by a subsidiary Company:

#### For the year ended March 31, 2018

| Component of CFS                           | Particulars   | Amount | % of the total component |
|--|---|--------|--------------------------|
| Depreciation                               | Muthoot Housing Finance Limited & Muthoot Pappachan Technologies have followed the Written Down Value Method, whereas the Holding Company and Muthoot Microfin Limited have followed the Straight Line Method | 245.04 | 3.26%                    |
| Accumulated Depreciation                   | Muthoot Housing Finance Limited & Muthoot Pappachan Technologies have followed the Written Down Value Method, whereas the Holding Company and Muthoot Microfin Limited have followed the Straight Line Method | 677.74 | 1.29%                    |
| Finance Cost (processing /arrangement fee) | Muthoot Housing Finance Company Limited recognizes Processing / Arranging Fee on Borrowings over the period of Borrowings as against upfront recognition followed by the other entities of the Group          | 184.19 | 5.22%                    |

#### For the year ended March 31, 2017

| Component of CFS                           | Particulars   | Amount | % of the total component |
|--|---|--------|--------------------------|
| Depreciation                               | Muthoot Housing Finance Limited & Muthoot Pappachan Technologies have followed the Written Down Value Method, whereas the Holding Company and Muthoot Microfin Limited have followed the Straight Line Method | 156.09 | 1.95%                    |
| Accumulated Depreciation                   | Muthoot Housing Finance Limited & Muthoot Pappachan Technologies have followed the Written Down Value Method, whereas the Holding Company and Muthoot Microfin Limited have followed the Straight Line Method | 433.33 | 0.96%                    |
| Finance Cost (processing /arrangement fee) | Muthoot Housing Finance Company Limited recognizes Processing / Arranging Fee on Borrowings over the period of Borrowings as against upfront recognition followed by the Group                                | 118.55 | 5.75%                    |

**For the year ended March 31, 2016**

| Component of CFS         | Particulars   | Amount | % of the total component |
|--------------------------|---|--------|--------------------------|
| Depreciation             | Muthoot Housing Finance Limited & Muthoot Pappachan Technologies have followed the Written Down Value Method, whereas the Holding Company and Muthoot Microfin Limited have followed the Straight Line Method | 150.18 | 1.89%                    |
| Accumulated Depreciation | Muthoot Housing Finance Limited & Muthoot Pappachan Technologies have followed the Written Down Value Method, whereas the Holding Company and Muthoot Microfin Limited have followed the Straight Line Method | 225.35 | 0.61%                    |
| Loan processing fees     | Muthoot Housing Finance Company Limited recognizes Processing / Arranging Fee on Borrowings over the period of Borrowings as against upfront recognition followed by the Group                                | 104.76 | 5.46%                    |



**MUTHOOT FINCORP LIMITED**
**ANNEXURE V: NOTES TO REFORMATTED CONSOLIDATED FINANCIAL STATEMENTS**
*(Amount in Rs. Lakhs, except share data and unless otherwise stated)*
**1. SHARE CAPITAL**

| Particulars   | As at<br>31st March 2018 | As at<br>31st March 2017 | As at<br>31st March 2016 |
|---|--------------------------|--------------------------|--------------------------|
| <b>AUTHORISED:</b><br>(20,00,00,000 equity shares of Rs.10/-)   | 20,000.00                | 20,000.00                | 20,000.00                |
| <b>ISSUED:</b><br>(19,38,00,800 equity shares of Rs.10/- each as on 31.03.2017 & 31.03.2018 and 18,65,62,700 shares of Rs.10/- for other years)                 | 19,380.08                | 19,380.08                | 18,656.27                |
| <b>SUBSCRIBED AND PAID-UP:</b><br>(19,37,05,560 equity shares of Rs.10/- each as on 31.03.2017 & 31.03.2018 and 18,65,62,700 shares of Rs.10/- for other years) | 19,370.56                | 19,370.56                | 18,656.27                |
| <b>Total</b>  | <b>19,370.56</b>         | <b>19,370.56</b>         | <b>18,656.27</b>         |

1.1 The Company has only one class of shares namely equity shares having a face value of Rs.10. Each holder of equity share is entitled to one vote per share.

1.2 During the year 2016-17, the Company had issued 72,38,100 shares vide Right Issue and has allotted 71,42,860 shares at Rs.10/- each at a premium of Rs.200/- per share. 9,37,50,000 shares were issued to the shareholders as fully paid up bonus shares during the financial year 2011 - 2012.

1.3 The Company has not issued any shares for consideration other than cash during the period of five years immediately preceding the reporting date

1.4 Details of shareholders holding more than 5% Shares:

| Name of the Shareholder   | No. of shares as at      |                          |                          |
|---------------------------|--------------------------|--------------------------|--------------------------|
|                           | As at<br>31st March 2018 | As at<br>31st March 2017 | As at<br>31st March 2016 |
| Mr. Thomas John Muthoot   | 5,08,43,764              | 5,08,43,764              | 4,91,66,411              |
| Mr. Thomas George Muthoot | 5,08,43,764              | 5,08,43,764              | 4,91,66,411              |
| Mr. Thomas Muthoot        | 5,08,43,769              | 5,08,43,769              | 4,91,66,416              |
| Ms. Preethi John Muthoot  | 1,35,25,989              | 1,35,25,989              | 1,30,20,818              |
| Ms. Nina George           | 1,35,25,961              | 1,35,25,961              | 1,30,20,791              |
| Ms. Remy Thomas           | 1,35,25,988              | 1,35,25,988              | 1,30,20,817              |

| Name of the Shareholder   | Percentage Holding as at |                          |                          |
|---------------------------|--------------------------|--------------------------|--------------------------|
|                           | As at<br>31st March 2018 | As at<br>31st March 2017 | As at<br>31st March 2016 |
| Mr. Thomas John Muthoot   | 26.25%                   | 26.25%                   | 26.35%                   |
| Mr. Thomas George Muthoot | 26.25%                   | 26.25%                   | 26.35%                   |
| Mr. Thomas Muthoot        | 26.25%                   | 26.25%                   | 26.35%                   |
| Ms. Preethi John Muthoot  | 6.98%                    | 6.98%                    | 6.98%                    |
| Ms. Nina George           | 6.98%                    | 6.98%                    | 6.98%                    |
| Ms. Remy Thomas           | 6.98%                    | 6.98%                    | 6.98%                    |

**2. RESERVES & SURPLUS**

| Particulars                  | As at<br>31st March 2018 | As at<br>31st March 2017 | As at<br>31st March 2016 |
|------------------------------|--------------------------|--------------------------|--------------------------|
| Securities Premium Reserve   | 71,511.78                | 42,679.89                | 23,844.13                |
| Statutory Reserve            | 37,032.58                | 32,110.05                | 28,946.88                |
| Special Contingency Reserve  | 8,882.93                 | 8,882.93                 | 8,882.93                 |
| Debenture Redemption Reserve | 4,279.68                 | 11,908.83                | 17,527.33                |
| Profit & Loss Account        | 71,125.78                | 61,048.63                | 43,483.95                |
| <b>Total</b>                 | <b>1,92,832.75</b>       | <b>1,56,630.33</b>       | <b>1,22,685.22</b>       |

2.1 Muthoot Fincorp Limited and Muthoot Microfin Limited have appropriated 20% of their Profit after Tax as Statutory Reserve as stipulated in Reserve Bank of India Regulations. Muthoot Housing Finance Company Limited has also appropriated Statutory Reserve in terms of Section 36(1)(viii) of the Income Tax Act, 1961, read with Section 29C of the National Housing Bank Act, 1987.

2.2 The Holding Company has maintained a Debenture Redemption Reserve of 25% of the total value of Debentures and Subordinated Debt outstanding as at the respective year end, which were issued through public issue, as required under Rule 18, sub-rule 7 of the Companies (Share Capital and Debentures) Rules, 2014.

2.3 Reconciliation of figures as at beginning and close of the reporting period are as follows:

| Particulars                                | As at<br>31st March 2018 | As at<br>31st March 2017 | As at<br>31st March 2016 |
|--|--------------------------|--------------------------|--------------------------|
| <b>Securities Premium Reserve</b>          |                          |                          |                          |
| Balance as per last balance sheet          | 42,679.89                | 23,844.13                | 23,844.13                |
| Additions during the year                  | 28,853.65                | 19,556.13                | -                        |
| Utilisation towards share issue expenses   | (21.76)                  | (720.37)                 | -                        |
| <b>Closing balance</b>                     | <b>71,511.78</b>         | <b>42,679.89</b>         | <b>23,844.13</b>         |
| <b>Statutory Reserve</b>                   |                          |                          |                          |
| Balance as per last balance sheet          | 32,110.05                | 28,946.88                | 27,009.84                |
| Additions during the year                  | 4,922.53                 | 3,163.17                 | 1,937.04                 |
| <b>Closing balance</b>                     | <b>37,032.58</b>         | <b>32,110.05</b>         | <b>28,946.88</b>         |
| <b>Special Contingency Reserve</b>         |                          |                          |                          |
| Balance as per last balance sheet          | 8,882.93                 | 8,882.93                 | 8,882.93                 |
| Additions during the year                  | -                        | -                        | -                        |
| <b>Closing balance</b>                     | <b>8,882.93</b>          | <b>8,882.93</b>          | <b>8,882.93</b>          |
| <b>Debenture Redemption Reserve</b>        |                          |                          |                          |
| Balance as per last balance sheet          | 11,908.83                | 17,527.33                | 11,028.91                |
| Addition / write back during the year      | (7,629.15)               | (5,618.50)               | 6,498.42                 |
| <b>Closing balance</b>                     | <b>4,279.68</b>          | <b>11,908.83</b>         | <b>17,527.33</b>         |
| <b>Surplus</b>                             |                          |                          |                          |
| Balance as per last balance sheet          | 61,048.63                | 43,483.95                | 42,845.54                |
| Profit for the year                        | 23,816.82                | 15,795.65                | 9,317.60                 |
| <i>Less: Appropriation / (Write Back):</i> |                          |                          |                          |
| Statutory Reserve                          | 4,922.53                 | 3,163.17                 | 1,937.04                 |
| Special Contingency Reserve                | -                        | -                        | -                        |
| Debenture Redemption Reserve               | (7,629.15)               | (5,618.50)               | 6,498.42                 |
| Deferred Tax Liability on Special Reserve  | -                        | -                        | -                        |
| Income Tax – Prior Years                   | 2,623.00                 | -                        | -                        |
| Dividend & Dividend Tax Paid               | 1,684.26                 | 0.01                     | -                        |
| <i>Less: Transfer to Minority Interest</i> | <i>12,139.03</i>         | <i>686.29</i>            | <i>243.73</i>            |
| <b>Closing balance</b>                     | <b>71,125.78</b>         | <b>61,048.63</b>         | <b>43,483.95</b>         |

2.4 As the Income Tax law provides for subsequent claim of the expenditure in the year in which TDS is remitted, interest expense pertaining to prior years totalling to Rs.7,579.20 lakhs has been claimed as deduction while computing the Total Income as per Income Tax Rules for Financial Year 2017-18, by the Holding Company. This in turn, has resulted in a lower Current Tax provision in the current year, as compared to the previous year in spite of increased profits in the current year.

The tax effect of Rs.2,623 lakhs due to disallowance of interest expense of prior years, on account of non-deduction of tax at source on interest paid by the company on debt instruments has been appropriated against Surplus as the same pertains to previous periods, and not to the current year.

### 3. LONG TERM BORROWINGS

| Particulars               | As at<br>31st March 2018 | As at<br>31st March 2017 | As at<br>31st March 2016 |
|---------------------------|--------------------------|--------------------------|--------------------------|
| <b>Secured</b>            |                          |                          |                          |
| Secured Debentures        | 32,496.18                | 64,837.55                | 90,006.30                |
| Term Loan From Banks      | 1,57,368.90              | 1,17,861.04              | 79,865.06                |
| Term Loan From Others     | 9,866.98                 | 13,252.86                | 9,150.14                 |
| Subordinate Debt          | 2,01,972.97              | 2,06,376.87              | 1,83,629.55              |
| Perpetual Debt Instrument | 26,400.00                | 14,400.00                | 14,400.00                |
| Inter Corporate Deposit   | -                        | -                        | 50.00                    |
| Loan From Directors       | 400.09                   | 400.09                   | 435.60                   |
| Interest Payable          | 31,740.58                | 38,544.27                | 42,984.18                |
| <b>Total</b>              | <b>4,60,245.70</b>       | <b>4,55,672.68</b>       | <b>4,20,520.83</b>       |

3.1 Borrowings are grouped into current and non-current based on maturity profile. The principal portion of repayments which fall due on or before the respective year ends, are categorised as Other Current Liabilities. Interest accrued, and falling due on or before the respective year ends have also been categorised under Other Current Liability.

3.2 Secured Debentures includes non-convertible debentures issued by way of Public Issue as well as Private Placement. Privately placed secured debentures are secured by a charge on receivables, both present and future. Debentures issued by way of public issue are secured against charge on current assets, book debts, receivables (both present & future) and immovable property.

The maturity pattern of Secured Debentures in the descending order of maturity as on March 31, 2018 are as follows (includes Current portion also):

| Financial year of maturity | Amount (in lakhs) |
|----------------------------|-------------------|
| 2022-23                    | 500.00            |
| 2021-22                    | 14,500.00         |
| 2020-21                    | 718.86            |
| 2019-20                    | 9,277.32          |
| 2018-19                    | 60,585.54         |
| <b>Total</b>               | <b>85,581.72</b>  |

3.3 Term loans availed are secured by first / pari-passu charges on the respective Fixed Assets / Current Assets. Terms of repayments of term loans based on last outstanding, is as follows:

| Particulars   | As at<br>31st March 2018 | As at<br>31st March 2017 | As at<br>31st March 2016 |
|---|--------------------------|--------------------------|--------------------------|
| <b>South Indian Bank</b><br>(Secured against Immovable Property & repayable in monthly instalments of 3.55 lakhs & last instalment of Rs.0.15 lakhs)  | 283.00                   | 325.60                   | 368.20                   |
| <b>ICICI Bank</b><br>(Secured against Vehicle & repayable in 14 monthly instalments on diminishing value method)  | 12.65                    | 22.52                    | 31.58                    |
| <b>State Bank of India</b><br>(Secured against Vehicle & repayable in 63 monthly instalments on diminishing value method)   | 25.72                    | 29.53                    | -                        |
| <b>State Bank of India</b><br>(Secured against Vehicle & repayable in 72 monthly instalments on diminishing value method)   | 10.73                    | 12.00                    | -                        |
| <b>Yes Bank</b><br>(Secured against Equitable mortgage of Collateral property & subservient pari passu charge on Gold Loan receivables & repayable in instalments of 1.67% of loan amount in quarters 3-8 from the date of disbursement, 4.5% in quarters 9-27 & 4.48% in the 28th quarter from disbursement) | 5,000.00                 | -                        | -                        |
| <b>Lakshmi Vilas Bank</b><br>(Secured against Bank counters & fixtures and Furniture & Fittings and repayable in 8 equal quarterly instalments from February 2019)  | 10,000.00                | -                        | -                        |
| <b>Oriental Bank of Commerce</b><br>(Secured against Loan Receivables & other current assets and repayable in 6 quarterly instalments of Rs.1,666.67 lakhs each from September 2018)  | 10,000.00                | -                        | -                        |
| <b>Punjab &amp; Sind</b><br>(Secured against Loan Receivables & other current assets and repayable in 4 quarterly instalments of Rs.2,500.00 lakhs each from June 2018)   | 10,000.00                | 10,000.00                | 2,500.00                 |
| <b>Punjab &amp; Sind</b><br>(Secured against Loan Receivables & other current assets and repayable in 10 quarterly instalments of Rs.1,000.00 lakhs each from October 2018)   | 10,000.00                | -                        | -                        |
| <b>Syndicate Bank</b><br>(Secured against Loan Receivables & other current assets and repayable in 2 quarterly instalments of Rs.4,166.67 lakhs)  | 8,428.27                 | 25,227.19                | 25,232.50                |
| <b>Syndicate Bank</b><br>(Secured against Loan Receivables & other current assets and repayable in 10 quarterly instalments of Rs.2,000.00 lakhs each from October 2018)  | 20,155.42                | -                        | -                        |
| <b>United Bank of India</b><br>(Secured against Loan Receivables & other current assets and repayable in 4 quarterly instalments of Rs.2,500.00 lakhs each from June 2018)  | 10,000.00                | 10,000.00                | -                        |

|  |           |           |           |
|--|-----------|-----------|-----------|
| <b>United Bank of India</b><br>(Secured against Loan Receivables & other current assets and repayable in 4 quarterly instalments of Rs.2,500.00 lakhs each from June 2019) | 10,000.00 | 10,000.00 | -         |
| <b>Corporation Bank</b><br>(Secured against Loan Receivables & other current assets and repayable in 2 quarterly instalments of Rs.2,500.00 lakhs each from June 2017)     | -         | 5,000.00  | 10,091.30 |
| <b>State Bank Of India</b><br>(Secured against Branch Fixed Assets & repayable in 12 monthly instalments of Rs.145 lakhs & Last Instalment of Rs.144.98 lakhs)             | -         | 146.52    | 1,905.87  |
| <b>State Bank Of India</b><br>(Secured against Branch Fixed Assets & repayable in 25 monthly instalments of Rs.288.33 Lakhs & last Instalment Rs.0.15 lakhs)               | -         | 3,788.23  | 7,288.29  |
| <b>HDFC</b><br>(Secured against immovable property and repayable in monthly installments on diminishing basis)   | -         | 14.56     | 27.77     |
| <b>IDBI</b><br>(Secured against windmills and repayable in two monthly installments)   | -         | -         | -         |
| <b>Punjab National Bank</b><br>(Secured against Branch Fixed Assets and repayable in 14 monthly instalments of Rs.83.33 lakhs & last instalment of Rs.0.20 lakhs)          | -         | -         | -         |
| <b>South Indian Bank</b><br>(Secured against Windmills & repayable in 35 monthly instalments of Rs.23.64 lakhs & last instalment of Rs.13.86 lakhs)                        | -         | -         | -         |
| <b>South Indian Bank</b><br>(Secured against Building space & repayable in 9 monthly instalments of Rs.23.33 lakhs & last instalment of Rs.8.18 lakhs)                     | -         | -         | -         |
| <b>Corporation Bank</b><br>(Repayable in 84 monthly instalments after 1 month from the disbursement)   | 929.00    | 1,214.60  | 1,499.72  |
| <b>Dhanlaxmi Bank</b><br>(Repayable in 25 quarterly instalments after 9 months from the disbursement)  | 1,536.00  | 2,168.00  | 2,808.00  |
| <b>Hinduja Leyland Finance Ltd.</b><br>(Repayable in 60 monthly instalments after 1 month from the disbursement)   | 786.27    | 1,201.31  | 1,565.98  |
| <b>ICICI Bank Ltd.</b><br>(Repayable in 28 quarterly instalments after 12 months from the disbursement)  | 1,696.43  | 2,053.57  | 2,410.71  |
| <b>IDBI Bank</b><br>(Repayable in 78 monthly instalments after 6 months from the disbursement)   | 979.00    | 1,447.00  | 1,915.00  |
| <b>IDBI Bank</b><br>(Repayable in 26 quarterly instalments after 6 months from the disbursement)   | 576.96    | 807.72    | 1,038.48  |
| <b>IDBI Bank</b><br>(Repayable in 58 quarterly instalments after 6 months from the disbursement)   | 1,086.24  | 1,189.68  | 1,293.12  |
| <b>IFMR Capital Finance Pvt. Ltd.</b><br>(Repayable in 48 EMI)   | -         | 762.83    | 1,425.72  |
| <b>IFMR Capital Finance Pvt. Ltd.</b><br>(Repayable in 72 EMI)   | -         | 1,332.34  | 981.58    |
| <b>Lakshmi Vilas Bank</b><br>(Repayable in 120 monthly instalments after 12 months from the disbursement)  | 1,895.83  | 2,145.83  | 2,395.83  |
| <b>South Indian Bank</b><br>(Repayable in 84 monthly instalments after 12 months from the disbursement)  | 5,597.42  | 7,097.53  | 8,597.79  |
| <b>Vijaya Bank</b><br>(Repayable in 20 quarterly instalments after 12 months from the disbursement)  | 1,249.46  | 1,749.75  | 2,249.85  |
| <b>Vijaya Bank</b><br>(Repayable in 20 quarterly instalments after 12 months from the disbursement)  | 2,222.09  | 2,500.00  | -         |

|  |           |          |          |
|--|-----------|----------|----------|
| <b>Vijaya Bank</b><br>(Repayable in 36 quarterly instalments after 12 months from the disbursement)                          | 2,424.53  | 2,500.00 | 1,500.00 |
| <b>Yes Bank Ltd.</b><br>(Repayable in 163 monthly instalments after 6 months from the disbursement)                          | 4,063.72  | 4,395.06 | 3,263.50 |
| <b>Andhra Bank</b><br>(Repayable in 25 quarterly instalments after 9 months from the disbursement)                           | 1,698.42  | 2,100.00 | 1,900.00 |
| <b>Andhra Bank</b><br>(Repayable in 36 equal quarterly instalments from 15th month of disbursement)                          | 4,300.00  | -        | -        |
| <b>State Bank of India</b><br>(Repayable in 27 quarterly instalments after 6 months from the disbursement)                   | 4,099.58  | 4,899.71 | 1,500.00 |
| <b>State Bank of India</b><br>(Repayable in 36 quarterly instalments after 4 months from the disbursement)                   | 1,000.00  | -        | -        |
| <b>Punjab National Bank</b><br>(Repayable in 36 equal quarterly instalments after 6 months from the disbursement)            | 4,305.28  | 4,860.97 | -        |
| <b>Canara Bank</b><br>(Repayable in 108 monthly instalments after 13 months from the disbursement)                           | 4,951.85  | 1,500.00 | -        |
| <b>National Housing Bank</b><br>(Repayable in 39 quarterly instalments after quarter succeeding from the disbursement)       | 200.69    | -        | -        |
| <b>National Housing Bank</b><br>(Repayable in 47 quarterly instalments after quarter succeeding from the disbursement)       | 642.53    | -        | -        |
| <b>National Housing Bank</b><br>(Repayable in 59 quarterly instalments after quarter succeeding from the disbursement)       | 1,000.00  | -        | -        |
| <b>Union Bank of India</b><br>(Repayable in 26 equal quarterly instalments after 6 months from the disbursement)             | 4,807.33  | -        | -        |
| <b>Karur Vysya Bank</b><br>(Repayable in 36 equal quarterly instalments after 12 months from the disbursement)               | 2,500.00  | -        | -        |
| <b>Syndicate Bank</b><br>(Repayable in 36 equal quarterly instalments after 15 months from the disbursement)                 | 2,500.00  | -        | -        |
| <b>AU Small Finance Bank Ltd</b><br>(Repayable in 20 quarterly instalments after 1 month from the date of full disbursement) | 1,000.00  | -        | -        |
| <b>United Bank of India</b><br>(Repayable in 20 quarterly instalments after 1 month from the date of full disbursement)      | 2,500.00  | -        | -        |
| <b>IFMR Capital Finance Private Limited</b><br>(Repayable in April 2022)   | 2,500.00  | 2,500.00 | -        |
| <b>Axis Bank</b><br>(Repayable in 8 quarterly instalments commencing from June 2016)   | -         | 1,000.00 | 2,000.00 |
| <b>Abu Dhabi Commercial Bank</b><br>(Repayable in 21 instalments commencing from December 2017)                              | 2,083.33  | -        | -        |
| <b>Bank of India</b><br>(Repayable in 36 instalments commencing from October 2017)   | 2,086.00  | -        | -        |
| <b>IDBI Bank</b><br>(Repayable in 21 instalments commencing from May 2016)   | -         | 2,023.81 | 4,000.00 |
| <b>IDBI Bank</b><br>(Repayable in 21 instalments commencing from October 2017)   | 3,571.43  | -        | 1,500.00 |
| <b>Lakshmi Vilas Bank</b><br>(Repayable in 36 instalments commencing from June 2016)   | 583.33    | 1,123.39 | -        |
| <b>State Bank of India</b><br>(Repayable in 24 instalments commencing from Jan 2016)   | -         | 883.00   | 3,387.25 |
| <b>Lakshmi Vilas Bank</b><br>(Repayable in 36 instalments commencing from September 2017)                                    | 4,027.78  | 5,000.00 | -        |
| <b>Lakshmi Vilas Bank</b><br>(Repayable in 36 instalments commencing from April 2018)  | 10,000.00 | -        | -        |

|  |          |          |          |
|--|----------|----------|----------|
| <b>Union Bank of India</b><br>(Repayable in 36 instalments commencing from September 2017)           | 3,194.44 | 4,861.11 | -        |
| <b>Union Bank of India</b><br>(Repayable in 30 instalments commencing from September 2017)           | 5,750.00 | 7,212.00 | -        |
| <b>Vijaya Bank</b><br>(Repayable in 30 quarterly instalments commencing from January 2017)           | 2,500.00 | 4,500.00 | -        |
| <b>Vijaya Bank</b><br>(Repayable in 30 quarterly instalments commencing from October 2017)           | 4,000.00 | 5,000.00 | -        |
| <b>Axis Bank</b><br>(Repayable in 7 quarterly instalments commencing from March 2018)                | 4,285.71 | -        | -        |
| <b>Catholic Syrian Bank</b><br>(Repayable in 46 instalments commencing from February 2016)           | 744.79   | 1,142.75 | 1,487.58 |
| <b>Catholic Syrian Bank</b><br>(Repayable in 30 instalments commencing from September 2016)          | 639.08   | 1,267.78 | 1,521.44 |
| <b>Lakshmi Vilas Bank</b><br>(Repayable in 24 instalments commencing from October 2016)              | -        | 499.96   | -        |
| <b>Dhanalakshmi Bank</b><br>(Repayable in 27 instalments commencing from April 2016)                 | 611.04   | 1,277.76 | 1,000.00 |
| <b>Federal Bank</b><br>(Repayable in 33 instalments commencing from April 2016)                      | 272.73   | 636.36   | 1,000.00 |
| <b>Federal Bank</b><br>(Repayable in 33 instalments commencing from July 2016)                       | 181.82   | 363.64   | 500.00   |
| <b>HDFC Bank</b><br>(Repayable in 15 instalments commencing from July 2016)                          | -        | 400.00   | 1,000.00 |
| <b>State Bank of India</b><br>(Repayable in 24 instalments commencing from January 2018)             | 9,200.00 | -        | -        |
| <b>State Bank of Travancore</b><br>(Repayable in 10 quarterly instalments commencing from July 2016) | 900.00   | 2,100.00 | 3,000.00 |
| <b>Andhra Bank</b><br>(Repayable in 33 instalments commencing from April 2018)                       | 5,000.00 | -        | -        |
| <b>Bandhan Bank</b><br>(Repayable in 7 quarterly instalments commencing from September 2017)         | 1,571.43 | 2,500.00 | -        |
| <b>YES Bank</b><br>(Repayable in 24 instalments commencing from July 2016)                           | 312.50   | 1,562.50 | -        |
| <b>YES Bank</b><br>(Repayable in 24 instalments commencing from April 2018)                          | 7,800.00 | -        | -        |
| <b>DCB Bank</b><br>(Repayable in 22 instalments commencing from February 2017)                       | 545.46   | 1,363.64 | -        |
| <b>IDFC Bank</b><br>(Repayable in 21 instalments commencing from November 2017)                      | 5,071.43 | -        | -        |
| <b>Bandhan Bank</b><br>(Repayable in 4 quarterly instalments commencing from April 2018)             | 5,000.00 | -        | -        |
| <b>YES Bank</b><br>(Repayable in 24 instalments commencing from October 2017)                        | 1,875.00 | -        | -        |
| <b>IndusInd Bank</b><br>(Repayable in 22 instalments commencing from April 2017)                     | 227.27   | 500.00   | -        |
| <b>IndusInd Bank</b><br>(Repayable in 22 instalments commencing from June 2017)                      | 1,363.64 | 2,500.00 | -        |
| <b>IndusInd Bank</b><br>(Repayable in 22 instalments commencing from June 2017)                      | 1,090.91 | 2,000.00 | -        |
| <b>Bank of Maharashtra</b><br>(Repayable in 7 quarterly instalments commencing from April 2016)      | -        | 1,450.00 | 2,500.00 |
| <b>Federal Bank</b><br>(Repayable in 60 instalments commencing from July 2016)                       | 4.28     | 5.37     | -        |
| <b>IndusInd Bank</b><br>(Repayable in 22 instalments commencing from March 2018)                     | 9,545.48 | -        | -        |
| <b>Hero Fincorp</b><br>(Repayable in 34 instalments commencing from February 2017)                   | 1,575.90 | 2,376.05 | -        |

|   |                    |                    |                    |
|---|--------------------|--------------------|--------------------|
| <b>Hero Fincorp</b><br>(Repayable in 33 instalments commencing from July 2018)                          | 2,500.00           | -                  | -                  |
| <b>Mahindra Finance</b><br>(Repayable in 36 instalments commencing from November 2016)                  | 1,428.09           | 2,202.95           | -                  |
| <b>Mahindra Finance</b><br>(Repayable in 36 instalments commencing from February 2017)                  | 1,630.38           | 2,382.91           | -                  |
| <b>Mahindra Finance</b><br>(Repayable in 24 instalments commencing from January 2018)                   | 4,434.46           | -                  | -                  |
| <b>Syndicate Bank</b><br>(Repayable in 10 quarterly instalments commencing from October 2017)           | 4,000.00           | 5,000.00           | -                  |
| <b>TATA Capital</b><br>(Repayable in 30 instalments commencing from April 2017)                         | 650.00             | 1,250.00           | -                  |
| <b>Kotak</b><br>(Repayable in 24 instalments commencing from March 2018)                                | 2,875.00           | -                  | -                  |
| <b>Shinhan Bank</b><br>(Repayable in 24 instalments commencing from March 2018)                         | 2,395.83           | -                  | -                  |
| <b>NABARD Financial Services</b><br>(Repayable in 8 quarterly instalments commencing from April 2017)   | 500.00             | 1,000.00           | -                  |
| <b>Nabkisan Finance Limited</b><br>(Repayable in 11 quarterly instalments commencing from January 2018) | 1,818.18           | -                  | -                  |
| <b>Oriental Bank of Commerce</b><br>(Repayable in 30 instalments commencing from September 2017)        | 3,833.33           | 3,000.00           | -                  |
| <b>United Bank</b><br>(Repayable in 11 quarterly instalments commencing from December 2016)             | 460.00             | 910.00             | -                  |
| <b>SBM (Mauritius) Bank</b><br>(Repayable in 12 quarterly instalments commencing from December 2017)    | 1,666.67           | 2,000.00           | -                  |
| <b>South Indian Bank Limited</b><br>(Repayable in 33 instalments commencing from December 2015)         | 189.36             | 643.92             | 1,098.48           |
| <b>South Indian Bank Limited</b><br>(Repayable in 33 instalments commencing from February 2016)         | 265.12             | 719.68             | 1,174.24           |
| <b>Tamilnadu Mercantile Bank</b><br>(Repayable in 36 instalments commencing from June 2016)             | 388.89             | 722.22             | -                  |
| <b>Union Bank of India</b><br>(Repayable in 36 instalments commencing from April 2016)                  | 764.00             | 1,597.28           | 2,500.00           |
| <b>Union Bank of India</b><br>(Repayable in 36 instalments commencing from April 2016)                  | 1,055.56           | 1,722.22           | -                  |
| <b>SIDBI</b><br>(Repayable in 30 instalments commencing from October 2017)                              | 4,004.00           | 5,000.00           | -                  |
| <b>United Bank</b><br>(Repayable in 10 quarterly instalments commencing from August 2018)               | 2,500.00           | -                  | -                  |
| <b>Vijaya Bank</b><br>(Repayable in 24 instalments commencing from January 2016)                        | -                  | 937.50             | 2,187.47           |
| <b>Capital First</b><br>(Repayable in 8 quarterly instalments commencing from February 2017)            | 1,875.00           | 4,375.00           | 5,000.00           |
| <b>Reliance Capital</b><br>(Repayable in 18 instalments commencing from October 2015)                   | 1,070.87           | 2,510.70           | 1,725.35           |
| <b>Reliance Capital</b><br>(Repayable in 18 instalments commencing from November 2015)                  | -                  | 153.36             | 1,858.32           |
| <b>Woori Bank</b><br>(Repayable in 36 instalments commencing from January 2018)                         | 3,666.67           | -                  | -                  |
| <b>IFMR Capital Ltd</b><br>(Repayable in 36 instalments commencing from September 2015)                 | 66.17              | 209.57             | 2,843.56           |
| <b>IFMR Capital Finance Private Limited</b><br>(Repayable in 10 instalments commencing from April 2017) | -                  | 246.72             | -                  |
| <b>Syndicate Bank</b><br>(Repayable in 10 quarterly instalments commencing from June 2018)              | 5,000.00           | -                  | -                  |
| <b>TOTAL</b>  | <b>3,01,616.78</b> | <b>2,03,125.20</b> | <b>1,25,074.48</b> |

3.4 Subordinate Debt instruments are unsecured, subordinated to the claims of other creditors with an initial maturity of over 5 years.

The maturity pattern of Subordinated Debt in the descending order of maturity as on March 31, 2018 are as follows (includes Current portion also):

| Financial year of maturity | Amount in Lakhs    |
|----------------------------|--------------------|
| 2025-26                    | 9,185.43           |
| 2024-25                    | 833.08             |
| 2023-24                    | 19,182.38          |
| 2022-23                    | 42,859.16          |
| 2021-22                    | 58,478.78          |
| 2020-21                    | 33,306.86          |
| 2019-20                    | 38,127.28          |
| 2018-19                    | 38,875.80          |
| <b>Total</b>               | <b>2,40,848.77</b> |

3.5 Perpetual Debt Instruments are perpetual, unsecured instruments, which have been issued as per RBI guidelines. The Holding Company has during FY2017-18, issued Perpetual Debt Instruments for Rs.12,000 lakhs.

3.6 Inter-Corporate Deposit is unsecured & non-current in nature.

3.7 Loan from Directors are unsecured in nature. The rate of interest charged by the Directors for the loan is 12%.

#### 4. DEFERRED TAX LIABILITY / (ASSET)

| Particulars   | As at<br>31st March 2018 | As at<br>31st March 2017 | As at<br>31st March 2016 |
|---|--------------------------|--------------------------|--------------------------|
| <b>Opening balance</b>  | <b>(603.50)</b>          | <b>(746.09)</b>          | <b>1,434.45</b>          |
| Timing difference in depreciation                                 | (513.66)                 | (587.98)                 | (673.60)                 |
| Timing difference in provision for NPA                            | (403.23)                 | 747.48                   | (1,361.22)               |
| Timing difference in provision for Employee Benefits              | (328.15)                 | (46.30)                  | (18.68)                  |
| Timing difference for Preliminary Expenses                        | -                        | 0.02                     | 0.02                     |
| Timing difference in provision for Investment Rate Fluctuation    | (95.69)                  | 38.21                    | (60.98)                  |
| Timing difference on Provision for Diminution of Assets Acquired  | 8.94                     | (26.86)                  | (1.37)                   |
| Timing difference on Provision for Other Receivable               | 0.82                     | (0.45)                   | (6.42)                   |
| Timing difference on Unabsorbed Losses                            | (27.04)                  | (6.96)                   | (29.14)                  |
| Deferred Tax Liability on Special Reserve                         | 104.05                   | 25.43                    | -                        |
| Timing difference in provision for Disallowance under section 43B | (5.11)                   | -                        | -                        |
| Timing difference on Unamortized Processing Fee                   | -                        | -                        | (29.15)                  |
| <b>Net deferred tax liability</b>                                 | <b>(1,259.07)</b>        | <b>142.59</b>            | <b>(2,180.54)</b>        |
| <b>TOTAL</b>  | <b>(1,862.57)</b>        | <b>(603.50)</b>          | <b>(746.09)</b>          |

#### 5. OTHER LONG TERM LIABILITIES

| Particulars                 | As at<br>31st March 2018 | As at<br>31st March 2017 | As at<br>31st March 2016 |
|-----------------------------|--------------------------|--------------------------|--------------------------|
| Other Long Term Liabilities | -                        | 158.03                   | 122.99                   |
| <b>Total</b>                | <b>-</b>                 | <b>158.03</b>            | <b>122.99</b>            |

#### 6. LONG TERM PROVISIONS

| Particulars                      | As at<br>31st March 2018 | As at<br>31st March 2017 | As at<br>31st March 2016 |
|----------------------------------|--------------------------|--------------------------|--------------------------|
| Provision For Gratuity           | 62.72                    | 40.92                    | 51.42                    |
| Provision For Leave Encashment   | 76.94                    | 36.30                    | 23.21                    |
| Provision Against Loan Portfolio | 1,067.45                 | 1,070.08                 | 731.54                   |
| <b>Total</b>                     | <b>1,207.11</b>          | <b>1,147.30</b>          | <b>806.17</b>            |

#### 7. SHORT TERM BORROWINGS

| Particulars           | As at<br>31st March 2018 | As at<br>31st March 2017 | As at<br>31st March 2016 |
|-----------------------|--------------------------|--------------------------|--------------------------|
| <b>Secured</b>        |                          |                          |                          |
| Working Capital Loans | 7,68,754.35              | 6,57,741.43              | 4,80,015.57              |
| <b>Unsecured</b>      |                          |                          |                          |
| Loan From Directors   | -                        | -                        | -                        |
| <b>Total</b>          | <b>7,68,754.35</b>       | <b>6,57,741.43</b>       | <b>4,80,015.57</b>       |

7.1 Working Capital Loans are fully secured against Loan Receivables and other current assets both present and future.



**8. TRADE PAYABLES**

| Particulars  | As at<br>31st March 2018 | As at<br>31st March 2017 | As at<br>31st March 2016 |
|--|--------------------------|--------------------------|--------------------------|
| Sundry Creditors   |                          |                          |                          |
| (A) total outstanding dues of micro enterprises and small enterprises                      | -                        | -                        | -                        |
| (B) total outstanding dues of creditors other than micro enterprises and small enterprises | 925.32                   | 1,272.11                 | 2,590.53                 |
| <b>Total</b>   | <b>925.32</b>            | <b>1,272.11</b>          | <b>2,590.53</b>          |

**9. OTHER CURRENT LIABILITIES**

| Particulars                                   | As at<br>31st March 2018 | As at<br>31st March 2017 | As at<br>31st March 2016 |
|---|--------------------------|--------------------------|--------------------------|
| Current Maturities Of Long Term Debt          |                          |                          |                          |
| Secured Debentures                            | 53,085.54                | 86,371.85                | 1,01,059.34              |
| Term Loans From Banks & Others                | 1,34,380.90              | 72,011.30                | 36,059.30                |
| Subordinated Debt                             | 38,875.80                | 22,003.61                | 8,500.00                 |
| Interest Payable                              | 22,463.35                | 20,785.69                | 10,679.18                |
| Expenses Payable                              | 2,849.52                 | 1,287.56                 | 2,292.96                 |
| Taxes And Duties Payable                      | 1,382.91                 | 1,711.83                 | 1,277.30                 |
| Securitization / Assignment Payable           | 4,024.38                 | 7,008.99                 | 1,328.47                 |
| Unrealized Gain On Loan Transfer Transactions | 646.98                   | 3,578.20                 | 1,065.85                 |
| Income Received In Advance                    | 20.65                    | 24.47                    | 11.15                    |
| Unpaid Matured Debentures & Interest Thereon  | 220.32                   | 152.10                   | 59.23                    |
| Other Current Liabilities                     | 8,243.05                 | 5,709.86                 | 1,611.84                 |
| <b>Total</b>                                  | <b>2,66,193.40</b>       | <b>2,20,645.46</b>       | <b>1,63,944.62</b>       |

**10. SHORT TERM PROVISIONS**

| Particulars                               | As at<br>31st March 2018 | As at<br>31st March 2017 | As at<br>31st March 2016 |
|---|--------------------------|--------------------------|--------------------------|
| Provision For Taxation                    | 15,485.08                | 10,405.59                | 8,441.31                 |
| Provision For NPA                         | 7,747.43                 | 4,635.39                 | 7,916.53                 |
| Provision For Standard Assets             | 4,522.25                 | 4,197.90                 | 3,645.92                 |
| Provision For Investment Rate Fluctuation | 358.95                   | 82.46                    | 192.87                   |
| Provision For Gratuity                    | 1,610.29                 | 947.29                   | 1,060.13                 |
| Provision For Earned Leave Encashment     | 327.43                   | 348.30                   | 357.26                   |
| Provision-Others                          | 1.49                     | 1.17                     | 1.29                     |
| <b>Total</b>                              | <b>30,052.92</b>         | <b>20,618.10</b>         | <b>21,615.31</b>         |

**12. NON CURRENT INVESTMENTS**

| Particulars                                   | As at<br>31st March 2018 | As at<br>31st March 2017 | As at<br>31st March 2016 |
|---|--------------------------|--------------------------|--------------------------|
| <b>Quoted - At Cost</b>                       |                          |                          |                          |
| Bhavishya Nirman Bond (NABARD)                | -                        | 4.99                     | 4.99                     |
| Motilal Oswal Securities Ltd-PMS              | 496.27                   | -                        | 197.92                   |
| HDFC-Asset Management Co. Ltd                 | -                        | -                        | -                        |
| Geojith PMS                                   | -                        | -                        | 498.66                   |
| Equity Intelligence PMS                       | -                        | -                        | 208.49                   |
| <b>Unquoted Investments</b>                   |                          |                          |                          |
| <b>In Equity &amp; Preference Capital</b>     |                          |                          |                          |
| Muthoot Pappachan Chits India (P) Ltd         | 8.00                     | 8.00                     | 8.00                     |
| Avenues India Private Limited                 | 400.00                   | -                        | -                        |
| Fair Asset Technologies (P) Ltd               | 450.07                   | -                        | -                        |
| <b>In Debt Instruments, Funds &amp; Bonds</b> |                          |                          |                          |
| Edelweiss Asset Reconstruction Co Ltd         | 421.74                   | 421.74                   | 513.59                   |
| Investment In Unlisted Debentures             | 2,195.35                 | 7,400.00                 | -                        |
| Investment In Debt Fund                       | 1,000.00                 | 1,000.00                 | -                        |
| Investment In Bonds                           | 300.00                   | 300.00                   | -                        |
| Investment In Bpea India Credit - Trust II    | 610.00                   | -                        | -                        |
| <b>Total</b>                                  | <b>5,881.43</b>          | <b>9,134.73</b>          | <b>1,431.65</b>          |

&lt;This section has been intentionally left blank&gt;

**13. LONG TERM LOANS & ADVANCES**

| Particulars                         | As at<br>31st March 2018 | As at<br>31st March 2017 | As at<br>31st March 2016 |
|-------------------------------------|--------------------------|--------------------------|--------------------------|
| <b>Secured</b>                      |                          |                          |                          |
| Secured Loans Considered Good       | 78,947.19                | 70,681.89                | 50,357.38                |
| Secured Loans Considered Doubtful   | 2,861.39                 | 1,855.69                 | 1,451.79                 |
| <b>Unsecured</b>                    |                          |                          |                          |
| Unsecured Loans Considered Good     | 59,915.61                | 33,456.58                | 39,112.64                |
| Unsecured Loans Considered Doubtful | -                        | -                        | 5.49                     |
| Other Advances Considered Good      | 1,591.17                 | 336.49                   | 98.22                    |
| <b>Total</b>                        | <b>1,43,315.36</b>       | <b>1,06,330.65</b>       | <b>91,025.52</b>         |

13.1 Other Advances Considered Good contains MAT Credit Entitlement of Rs.43.49 lakhs, 41.39 lakhs & 10.80 lakhs pertaining to FY2014-15, 2015-16 & 2016-17 respectively. The said recognition is based on future performance, as projected by the management of Muthoot Housing Finance Company Limited, based on the existing contractual agreements, which have been relied upon by the auditors.

13.2 Long Term Loans & Advances include loans advanced to entities in which the Directors are interested, the outstanding of which as on March 31, 2018 & March 31, 2017 are Rs.86.89 lakhs and Rs.100 lakhs respectively.

**14. INVENTORIES**

| Particulars          | As at<br>31st March 2018 | As at<br>31st March 2017 | As at<br>31st March 2016 |
|----------------------|--------------------------|--------------------------|--------------------------|
| Inventory - Projects | 30,031.41                | 30,012.93                | 21,589.02                |
| <b>Total</b>         | <b>30,031.41</b>         | <b>30,012.93</b>         | <b>21,589.02</b>         |

14.1 The Company has acquired properties for the purpose of sale / development and sale. The said properties have been acquired with the intention of subsequent sale and hence, the same has been categorized as Inventory. As the expected gestation period of the said development projects exceed 12 months, the same has been classified as Long Term. The carrying value of Inventory includes a total of Rs.2,931.81 lakhs capitalized as Borrowing Costs.

**15. OTHER NON CURRENT ASSETS**

| Particulars                         | As at<br>31st March 2018 | As at<br>31st March 2017 | As at<br>31st March 2016 |
|-------------------------------------|--------------------------|--------------------------|--------------------------|
| Building Deposits                   | 8,238.56                 | 8,352.19                 | 8,384.82                 |
| Interest Retained On Securitisation | -                        | 158.03                   | 124.25                   |
| Non-Current Bank Balances           | 5,751.40                 | 6,003.60                 | 3,095.47                 |
| Capital Advances                    | -                        | -                        | 7.93                     |
| Unamortised Borrowing Cost*         | 152.21                   | 118.55                   | 104.76                   |
| Other Deposits                      | 77.51                    | 23.06                    | 11.49                    |
| <b>Total</b>                        | <b>14,219.68</b>         | <b>14,655.43</b>         | <b>11,728.72</b>         |

\*Please refer the Accounting Policy on Borrowing Cost

**16. CURRENT INVESTMENTS**

| Particulars                      | As at<br>31st March 2018 | As at<br>31st March 2017 | As at<br>31st March 2016 |
|----------------------------------|--------------------------|--------------------------|--------------------------|
| <b>In Equity Instruments</b>     |                          |                          |                          |
| In DP Account With Motilal Oswal | 1,673.57                 | 1,433.31                 | 1,584.80                 |
| <b>In Bonds</b>                  |                          |                          |                          |
| Bhavishya Nirman Bond (NABARD)   | 4.99                     | -                        | -                        |
| <b>Total</b>                     | <b>1,678.56</b>          | <b>1,433.31</b>          | <b>1,584.80</b>          |

**17. TRADE RECEIVABLES**

| Particulars                       | As at<br>31st March 2018 | As at<br>31st March 2017 | As at<br>31st March 2016 |
|-----------------------------------|--------------------------|--------------------------|--------------------------|
| <b>Unsecured, Considered Good</b> |                          |                          |                          |
| More Than 180 Days                | 667.99                   | 705.59                   | 423.85                   |
| Other Debts                       | 2,798.12                 | 1,487.76                 | 1,623.94                 |
| <b>Total</b>                      | <b>3,466.11</b>          | <b>2,193.35</b>          | <b>2,047.79</b>          |

**18. CASH AND CASH EQUIVALENTS**

| Particulars                            | As at<br>31st March 2018 | As at<br>31st March 2017 | As at<br>31st March 2016 |
|--|--------------------------|--------------------------|--------------------------|
| Cash In Hand                           | 9,706.16                 | 11,133.63                | 11,023.46                |
| Forex Balance                          | 212.32                   | 610.07                   | 551.27                   |
| Cash At Banks In Current Account       | 74,016.18                | 24,986.87                | 33,562.36                |
| Cash At Banks Banks In Deposit Account | 11,388.43                | 40,079.42                | 9,690.33                 |
| <b>Total</b>                           | <b>95,323.09</b>         | <b>76,809.99</b>         | <b>54,827.42</b>         |

## 19. SHORT TERM LOANS & ADVANCES

| Particulars   | As at<br>31st March 2018 | As at<br>31st March 2017 | As at<br>31st March 2016 |
|---|--------------------------|--------------------------|--------------------------|
| <b>Retail Loans Receivables</b>   |                          |                          |                          |
| Secured And Considered Good   | 10,41,739.88             | 9,18,204.05              | 6,84,789.75              |
| Considered Doubtful   | 19,242.02                | 15,396.73                | 15,352.49                |
| Loans Under Auction Process   | -                        | -                        | 28,926.10                |
| Unsecured But Considered Good   | 1,84,007.87              | 1,46,791.37              | 1,82,724.62              |
| Unsecured Considered Doubtful   | 8,669.30                 | 1,330.93                 | 715.21                   |
| <b>Unsecured Advances (Receivable In Cash Or In Kind Or For Value To Be Received)</b> |                          |                          |                          |
| Considered Good   | 74,257.08                | 78,668.83                | 17,638.17                |
| <b>Total</b>  | <b>13,27,916.15</b>      | <b>11,60,391.91</b>      | <b>9,30,146.34</b>       |

19.1 Microfinance loans provided by the Holding Company are within the exposure limit of 10% of total assets of the Company as prescribed by RBI guidelines.

19.2 Classification and Provisioning for Loan Assets have been done in compliance with the Prudential Norms issued by the Reserve Bank of India / National Housing Board.

19.3 As on 31.03.2018, Advances considered good includes Rs.39.60 crores of tax remitted during FY18 in connection with application filed before the Hon. Settlement Commission, Chennai bench by the Holding Company. This was treated as Advance Tax pending settlement of the case.

19.4 The Holding Company has advanced Secured loans to its Directors Thomas John Muthoot, Thomas George Muthoot & Thomas Muthoot amounting to Rs.75 crore each in FY2014-15. The aggregate outstanding loans so advanced was Rs.22,500 lakhs as on 31/03/2015. There was no outstanding loans to the Directors for 31/03/2016 and 31/03/2017. The Holding Company has advanced Secured loans to its directors Thomas John Muthoot, Thomas George Muthoot & Thomas Muthoot amounting to Rs.6,700 lakhs, 6,600 lakhs & Rs.6,600 lakhs respectively in FY17-18 and this amount, in aggregate of Rs.19,900 lakhs is outstanding as on 31/03/2018.

19.5 Advances considered good includes the following advances made by the Holding Company for purchase of properties / shares from Directors / relatives of Directors / entites in which Directors were partners:

| Particulars  | As at<br>31st March 2018 | As at<br>31st March 2017 | As at<br>31st March 2016 |
|--|--------------------------|--------------------------|--------------------------|
| Advance paid for purchase of Property / Shares from: |                          |                          |                          |
| To Directors & Relatives                             | 1,722.40                 | 7,160.91                 | 4,618.70                 |
| To MPG Hotels & Infrastructure Ventures (P) Ltd.     | 1,487.25                 | 1,487.23                 | 2,720.00                 |
| To Muthoot Estate Investments                        | 47,504.26                | 53,265.50                | -                        |
| <b>Total</b>   | <b>50,713.91</b>         | <b>61,913.64</b>         | <b>7,338.70</b>          |

17.6 The Holding Company had acquired microfinance portfolio by way of assignment amounting to Rs. 6,624.05 lakhs from M/s. Satin Credit Care Network Ltd. in FY2015-16.

17.7 Details of Assignment transactions undertaken:

| Particulars   | As at<br>31st March 2018 | As at<br>31st March 2017 | As at<br>31st March 2016 |
|---|--------------------------|--------------------------|--------------------------|
| No. of accounts (Nos)   | 7,19,934                 | 5,61,868                 | 2,70,764                 |
| Aggregate value (net of provisions) of accounts sold                                  | 1,27,696.85              | 52,261.37                | 48,296.04                |
| Aggregate consideration   | 1,27,696.85              | 49,751.75                | 46,389.78                |
| Additional consideration realized in respect of accounts transferred in earlier years | -                        | -                        | -                        |
| Aggregate gain / loss over net book value   | -                        | -                        | -                        |

17.8 Details of Securitisation transactions undertaken:

### Securitisation activity as originator

| Particulars   | As at<br>31st March 2018 | As at<br>31st March 2017 | As at<br>31st March 2016 |
|---|--------------------------|--------------------------|--------------------------|
| Total number of loan assets securitised (Nos)                                   | -                        | 3,03,556                 | 70,746                   |
| Book value of loan assets securitised   | -                        | 61,071.08                | 12,864.46                |
| Book value of loan assets securitised included loan placed as collateral        | -                        | 63,510.28                | 13,493.11                |
| Sale consideration received during the year                                     | -                        | 61,071.08                | 12,864.46                |
| Interest spread recognised in the statement of profit and loss during the year  | -                        | 4,623.60                 | 274.98                   |
| Credit enhancements provided during the year and outstanding as at the year end | -                        | -                        | -                        |
| Principal subordination   | -                        | 2,439.20                 | 628.64                   |
| Cash collateral   | -                        | 2,982.93                 | 538.83                   |

**SPVs relating to outstanding securitisation transactions**

| Particulars   | As at<br>31st March 2018 | As at<br>31st March 2017 | As at<br>31st March 2016 |
|---|--------------------------|--------------------------|--------------------------|
| Number of SPV's sponsored by the NBFC for securitisation transactions as on the date of the balance sheet (Nos) | 4                        | 14                       | 3                        |
| Total amount of securitised assets as per the books of the SPV's sponsored as on the date of the balance sheet  | 3,672.05                 | 36,422.11                | 12,349.00                |
| Total amount of exposures retained by the NBFC to comply with minimum retention requirement ("MRR"):            |                          |                          |                          |
| On-balance sheet exposures  |                          |                          |                          |
| First loss (cash collateral)  | 1,551.92                 | 3,521.77                 | 538.83                   |
| Others (credit enhancement)   | 1,127.94                 | 2,781.46                 | 628.64                   |

**20. OTHER CURRENT ASSETS**

| Particulars                                     | As at<br>31st March 2018 | As at<br>31st March 2017 | As at<br>31st March 2016 |
|---|--------------------------|--------------------------|--------------------------|
| Deposits  | 538.87                   | 382.45                   | 244.87                   |
| Interest Receivables                            | 66,068.66                | 61,231.49                | 55,773.56                |
| Inter Corporate Deposit                         | -                        | 5,800.00                 | 5,800.00                 |
| Housing Assets Acquired In Satisfaction Of Debt | 679.07                   | 483.57                   | 56.55                    |
| Advance To Suppliers                            | 318.64                   | 989.84                   | 490.49                   |
| Other Current Assets                            | 10,951.79                | 8,016.20                 | 2,779.28                 |
| <b>Total</b>                                    | <b>78,557.03</b>         | <b>76,903.55</b>         | <b>65,144.75</b>         |

20.1 Other Current Assets includes Rs.31.98 lakhs, Rs.24.74 lakhs, Rs.20.44 lakhs & Rs.13.98 lakhs lakhs as on 31.03.2018, 31.03.2017, 31.03.2016 & 31.03.2015 respectively of Unamortized Borrowing cost of Muthoot Housing. Please refer the Accounting Policy on Borrowing Cost.

## 11.FIXED ASSETS

The yearwise reconciliation of the gross and net carrying amounts of each class of assets at the beginning and at the end of each reporting period is given below: (Rs in Lakhs):

| Particulars             | GROSS BLOCK        |                        |                           |                    | DEPRECIATION     |  |                 |                  | NET BLOCK        |                  |
|-------------------------|--------------------|------------------------|---------------------------|--------------------|------------------|--|-----------------|------------------|------------------|------------------|
|                         | As at 01.04.2017   | Additions for the year | Disposals during the year | As at 31.03.2018   | As at 01.04.2017 | Sum of Written back/ (Additional depreciation) | For the Year    | As at 31.03.2018 | As at 31.03.2017 | As at 31.03.2018 |
| <b>Tangible Asset</b>   |                    |                        |                           |                    |                  |  |                 |                  |                  |                  |
| Buildings               | 6,253.79           | -                      | 32.90                     | 6,220.90           | 373.27           | -  | 98.91           | 472.18           | 5,880.53         | 5,748.72         |
| Computer                | 8,354.12           | 870.57                 | 30.86                     | 9,193.82           | 6,655.78         | -  | 900.84          | 7,556.62         | 1,698.33         | 1,637.20         |
| Furniture & Fixtures    | 45,802.39          | 1,918.68               | 6.53                      | 47,714.54          | 27,032.45        | -  | 4,053.91        | 31,086.36        | 18,769.94        | 16,628.18        |
| Land                    | 13,440.73          | 1.36                   | 15.03                     | 13,427.06          | -                | -  | -               | -                | 13,440.73        | 13,427.06        |
| Office Equipment        | 238.38             | 162.55                 | 0.92                      | 400.01             | 54.47            | -  | 67.61           | 122.08           | 183.91           | 277.94           |
| Plant & Equipment       | 15,766.90          | 1,064.07               | 118.99                    | 16,711.98          | 5,894.18         | -  | 1,446.12        | 7,340.31         | 9,872.72         | 9,371.67         |
| Vehicles                | 487.00             | -                      | -                         | 487.00             | 253.61           | -  | 59.74           | 313.35           | 233.39           | 173.65           |
| Windmill                | 11,850.92          | -                      | -                         | 11,850.92          | 4,401.14         | -  | 511.74          | 4,912.88         | 7,449.78         | 6,938.04         |
| <b>Total</b>            | <b>1,02,194.23</b> | <b>4,017.23</b>        | <b>205.23</b>             | <b>1,06,006.23</b> | <b>44,664.90</b> | <b>-</b>                                       | <b>7,138.88</b> | <b>51,803.78</b> | <b>57,529.32</b> | <b>54,202.45</b> |
| <b>Intangible Asset</b> |                    |                        |                           |                    |                  |  |                 |                  |                  |                  |
| Software                | 1,201.37           | 1,358.23               | 23.19                     | 2,536.41           | 295.67           | -  | 368.80          | 664.46           | 905.71           | 1,871.95         |
| <b>Total</b>            | <b>1,201.37</b>    | <b>1,358.23</b>        | <b>23.19</b>              | <b>2,536.41</b>    | <b>295.67</b>    | <b>-</b>                                       | <b>368.80</b>   | <b>664.46</b>    | <b>905.71</b>    | <b>1,871.95</b>  |

| Particulars             | GROSS BLOCK      |                        |                           |                    | DEPRECIATION     |  |                 |                  | NET BLOCK        |                  |
|-------------------------|------------------|------------------------|---------------------------|--------------------|------------------|--|-----------------|------------------|------------------|------------------|
|                         | As at 01.04.2016 | Additions for the year | Disposals during the year | As at 31.03.2017   | As at 01.04.2016 | Sum of Written back/ (Additional depreciation) | For the Year    | As at 31.03.2017 | As at 31.03.2016 | As at 31.03.2017 |
| <b>Tangible Asset</b>   |                  |                        |                           |                    |                  |  |                 |                  |                  |                  |
| Buildings               | 5,166.72         | 1,087.07               | -                         | 6,253.79           | 291.52           | -  | 81.75           | 373.27           | 4,875.21         | 5,880.53         |
| Computer                | 7,723.43         | 644.52                 | 13.83                     | 8,354.12           | 5,482.55         | -  | 1,173.24        | 6,655.78         | 2,240.88         | 1,698.33         |
| Furniture & Fixtures    | 44,945.68        | 870.08                 | 13.37                     | 45,802.39          | 22,426.33        | -  | 4,606.12        | 27,032.45        | 22,519.35        | 18,769.94        |
| Land                    | 3,050.91         | 10,389.81              | -                         | 13,440.73          | -                | -  | -               | -                | 3,050.91         | 13,440.73        |
| Office Equipment        | 100.29           | 140.59                 | 2.50                      | 238.38             | 21.97            | -0.43  | 32.93           | 54.47            | 78.32            | 183.91           |
| Plant & Equipment       | 15,128.69        | 638.99                 | 0.78                      | 15,766.90          | 4,492.28         | -0.01  | 1,401.92        | 5,894.18         | 10,636.41        | 9,872.72         |
| Vehicles                | 446.77           | 59.50                  | 19.28                     | 487.00             | 196.64           | -  | 56.97           | 253.61           | 250.14           | 233.39           |
| Windmill                | 11,850.92        | -                      | -                         | 11,850.92          | 3,889.39         | -  | 511.74          | 4,401.14         | 7,961.53         | 7,449.78         |
| <b>Total</b>            | <b>88,413.42</b> | <b>13,830.56</b>       | <b>49.75</b>              | <b>1,02,194.23</b> | <b>36,800.68</b> | <b>-0.44</b>                                   | <b>7,864.66</b> | <b>44,664.90</b> | <b>51,612.74</b> | <b>57,529.32</b> |
| <b>Intangible Asset</b> |                  |                        |                           |                    |                  |  |                 |                  |                  |                  |
| Software                | 379.89           | 821.48                 | -                         | 1,201.37           | 144.84           | -  | 150.82          | 295.67           | 235.05           | 905.71           |
| <b>Total</b>            | <b>379.89</b>    | <b>821.48</b>          | <b>-</b>                  | <b>1,201.37</b>    | <b>144.84</b>    | <b>-</b>                                       | <b>150.82</b>   | <b>295.67</b>    | <b>235.05</b>    | <b>905.71</b>    |

| Particulars             | GROSS BLOCK      |                        |                           |                  | DEPRECIATION     |  |                 |                  | NET BLOCK        |                  |
|-------------------------|------------------|------------------------|---------------------------|------------------|------------------|--|-----------------|------------------|------------------|------------------|
|                         | As at 01.04.2015 | Additions for the year | Disposals during the year | As at 31.03.2016 | As at 01.04.2015 | Sum of Written back/ (Additional depreciation) | For the Year    | As at 31.03.2016 | As at 31.03.2015 | As at 31.03.2016 |
|                         |                  |                        |                           |                  |                  |  |                 |                  |                  |                  |
| <b>Tangible Asset</b>   |                  |                        |                           |                  |                  |  |                 |                  |                  |                  |
| Buildings               | 4,643.57         | 523.15                 | -                         | 5,166.72         | 208.14           | -  | 83.37           | 291.52           | 4,435.42         | 4,875.21         |
| Computer                | 6,235.41         | 1,601.06               | 113.05                    | 7,723.43         | 4,316.32         | -68.78   | 1,235.01        | 5,482.55         | 1,919.09         | 2,240.88         |
| Furniture & Fixtures    | 45,139.66        | 377.78                 | 571.77                    | 44,945.68        | 18,055.35        | -248.86  | 4,619.84        | 22,426.33        | 27,084.31        | 22,519.35        |
| Land                    | 1,936.90         | 1,114.01               | -                         | 3,050.91         | -                | -  | -               | -                | 1,936.90         | 3,050.91         |
| Office Equipment        | 25.19            | 75.11                  | -                         | 100.29           | 15.34            | -  | 6.63            | 21.97            | 9.85             | 78.32            |
| Plant & Equipment       | 14,384.85        | 814.31                 | 70.47                     | 15,128.69        | 3,141.37         | -13.77   | 1,364.68        | 4,492.28         | 11,243.48        | 10,636.41        |
| Vehicles                | 446.77           | -                      | -                         | 446.77           | 143.28           | -  | 53.36           | 196.64           | 303.50           | 250.14           |
| Windmill                | 11,850.92        | -                      | -                         | 11,850.92        | 3,376.25         | -  | 513.15          | 3,889.39         | 8,474.67         | 7,961.53         |
| <b>Total</b>            | <b>84,663.27</b> | <b>4,505.43</b>        | <b>755.28</b>             | <b>88,413.42</b> | <b>29,256.05</b> | <b>-331.42</b>                                 | <b>7,876.04</b> | <b>36,800.68</b> | <b>55,407.22</b> | <b>51,612.74</b> |
|                         |                  |                        |                           |                  |                  |  |                 |                  |                  |                  |
| <b>Intangible Asset</b> |                  |                        |                           |                  |                  |  |                 |                  |                  |                  |
| Software                | 174.72           | 205.18                 | -                         | 379.89           | 85.37            | -  | 59.47           | 144.84           | 89.35            | 235.05           |
| <b>Total</b>            | <b>174.72</b>    | <b>205.18</b>          | <b>-</b>                  | <b>379.89</b>    | <b>85.37</b>     | <b>-</b>                                       | <b>59.47</b>    | <b>144.84</b>    | <b>89.35</b>     | <b>235.05</b>    |

**MUTHOOT FINCORP LIMITED**
**ANNEXURE V: NOTES TO REFORMATTED CONSOLIDATED FINANCIAL STATEMENTS**

(Amount in Rs. Lakhs, except share data and unless otherwise stated)

**21. REVENUE FROM OPERATIONS**

| Particulars   | For the year ended<br>31st March 2018 | For the year ended<br>31st March 2017 | For the year ended<br>31st March 2016 |
|---|---------------------------------------|---------------------------------------|---------------------------------------|
| Interest On Secured Loan                            | 1,99,189.08                           | 1,66,583.39                           | 1,67,820.81                           |
| Income From Unsecured Loan                          | 48,716.41                             | 48,662.83                             | 42,497.36                             |
| Interest Spread On Securitisation/Direct Assignment | 10,280.40                             | 7,049.98                              | 316.17                                |
| Income From Forex Business                          | 285.87                                | 372.31                                | 507.19                                |
| Income From Money Transfer                          | 1,139.87                              | 1,136.10                              | 1,175.49                              |
| Income From Insurance                               | -                                     | -                                     | -                                     |
| Income From Software Support Services               | 161.45                                | 56.96                                 | -                                     |
| <b>Total</b>  | <b>2,59,773.08</b>                    | <b>2,23,861.57</b>                    | <b>2,12,317.02</b>                    |

**22. OTHER INCOME**

| Particulars                  | For the year ended<br>31st March 2018 | For the year ended<br>31st March 2017 | For the year ended<br>31st March 2016 |
|------------------------------|---------------------------------------|---------------------------------------|---------------------------------------|
| Income From Power Generation | 1,197.95                              | 1,173.64                              | 695.18                                |
| Interest On Bank Deposit     | 1,477.60                              | 1,134.62                              | 691.43                                |
| Interest On ICD              | 470.72                                | 754.00                                | 697.23                                |
| Income From Investments      | 2,010.17                              | 1,504.12                              | 332.92                                |
| Dividend Income              | 18.77                                 | 15.90                                 | 11.96                                 |
| Commission Received          | 2,242.17                              | 2,249.10                              | 1,487.71                              |
| Miscellaneous Income         | 5,034.26                              | 6,743.03                              | 3,009.15                              |
| Provision Written Back       | -                                     | 3,255.10                              | -                                     |
| <b>Total</b>                 | <b>12,451.64</b>                      | <b>16,829.51</b>                      | <b>6,925.58</b>                       |

**23. EMPLOYEE BENEFITS EXPENSE**

| Particulars                   | For the year ended<br>31st March 2018 | For the year ended<br>31st March 2017 | For the year ended<br>31st March 2016 |
|-------------------------------|---------------------------------------|---------------------------------------|---------------------------------------|
| Remuneration To Directors     | 1,620.00                              | 1,620.00                              | 1,440.00                              |
| Salaries And Allowances       | 43,427.09                             | 37,863.54                             | 31,876.03                             |
| Incentive                     | 1,271.21                              | 2,200.86                              | 2,246.55                              |
| Contribution To Welfare Funds | 3,267.08                              | 2,734.28                              | 1,969.06                              |
| Staff Welfare Expenses        | 972.27                                | 416.90                                | 212.39                                |
| Bonus/Exgratia                | 1,288.71                              | 982.41                                | 946.65                                |
| <b>Total</b>                  | <b>51,846.36</b>                      | <b>45,817.99</b>                      | <b>38,690.68</b>                      |

23.1 Remuneration, in the form of Salary has been paid to Mr. Thomas John Muthoot, Managing Director and Mr. Thomas Muthoot, Whole-time Director and Chief Financial Officer, as per the terms of appointment, and subject to the permissible limits

**24. FINANCE COST**

| Particulars                            | For the year ended<br>31st March 2018 | For the year ended<br>31st March 2017 | For the year ended<br>31st March 2016 |
|--|---------------------------------------|---------------------------------------|---------------------------------------|
| Interest On Secured Debentures         | 14,316.81                             | 16,471.55                             | 22,000.86                             |
| Interest On Borrowings From Banks      | 82,428.30                             | 66,250.69                             | 61,063.44                             |
| Interest On Subordinated Debt          | 28,440.24                             | 29,784.17                             | 23,614.41                             |
| Interest On Inter Corporate Deposits   | -                                     | 3.63                                  | 3.63                                  |
| Interest On Perpetual Debt Instruments | 2,166.78                              | 1,728.00                              | 1,732.73                              |
| Interest On Commercial Paper           | 4,319.81                              | 5,726.82                              | 5,976.69                              |
| Interest On Directors Loan             | 28.21                                 | -                                     | -                                     |
| Other Financial Charges*               | 3,529.83                              | 2,062.39                              | 1,917.52                              |
| <b>TOTAL</b>                           | <b>1,35,229.98</b>                    | <b>1,22,027.25</b>                    | <b>1,16,309.28</b>                    |

\*Please refer the Accounting Policy on Borrowing Cost

<This section has been intentionally left blank>

**25. OTHER EXPENSES**

| <b>Particulars</b>                      | <b>For the year ended<br/>31st March 2018</b> | <b>For the year ended<br/>31st March 2017</b> | <b>For the year ended<br/>31st March 2016</b> |
|---|---|---|---|
| Rent                                    | 16,458.77                                     | 15,255.97                                     | 14,555.17                                     |
| Postage & Telegram                      | 470.05  | 868.66  | 624.81  |
| Electricity & Water Charges             | 2,126.93                                      | 1,908.86                                      | 1,810.08                                      |
| Travelling Expenses                     | 2,989.15                                      | 2,385.51                                      | 2,459.07                                      |
| Telephone Charges                       | 1,790.26                                      | 1,719.09                                      | 1,777.23                                      |
| Printing & Stationery                   | 834.72  | 964.34  | 762.18  |
| Repairs & Maintenance                   | 3,560.63                                      | 2,532.36                                      | 1,930.32                                      |
| Insurance                               | 17.86   | 371.83  | 393.33  |
| Office Expenses                         | 389.93  | 189.59  | 516.10  |
| Security Charges                        | 3,639.78                                      | 3,800.42                                      | 3,080.89                                      |
| Professional Charges                    | 2,513.32                                      | 1,583.16                                      | 1,384.64                                      |
| Miscellaneous Expenses                  | 439.61  | 233.34  | 30.78   |
| Networking Charges                      | 707.75  | 692.75  | 881.07  |
| Donation & CSR Expenses                 | 525.64  | 327.41  | 396.40  |
| Sitting Fees                            | 8.42  | 11.44   | 10.28   |
| Commission To Director                  | 132.00  | 166.00  | 144.00  |
| Marketing & Business Promotion Expenses | 2,857.96                                      | 4,886.95                                      | 4,578.13                                      |
| Rates & Taxes                           | 403.24  | 830.02  | 469.59  |
| Provisions & Write Offs                 | 5,306.16                                      | 2,562.88                                      | 5,844.70                                      |
| <b>Total</b>                            | <b>45,172.18</b>                              | <b>41,290.58</b>                              | <b>41,648.77</b>                              |

25.1 Commission has been paid to Mr. Thomas George Muthoot, Director, subject to the permissible limits under the Companies Act, 2013.



## 26. CONTINGENT LIABILITIES

| Particulars  | As at<br>31st March 2018 | As at<br>31st March 2017 | As at<br>31st March 2016 |
|--|--------------------------|--------------------------|--------------------------|
| <b>(i) Contingent Liabilities</b>                          |                          |                          |                          |
| <b>Claims against the Company not acknowledged as debt</b> |                          |                          |                          |
| (i) Income Tax Demands                                     | 6,065.85                 | 6,065.85                 | 2,860.26                 |
| (ii) Service Tax Demands                                   | 3,600.86                 | 3,023.17                 | 2,412.79                 |
| (iii) Value Added Tax Demands                              | 1,432.69                 | 1,432.69                 | -                        |
| (iv) Bank Guarantees                                       | 208.57                   | 276.30                   | 428.80                   |
| (v) Against Sale of Loan Assets                            | 2,679.90                 | 6,303.20                 | 2,374.16                 |
| (vi) Other commitments                                     | 3,693.65                 | 1,322.25                 | 1,565.13                 |

(vii) Some of the branches of the Company had received notices under the Kerala Money Lenders Act, 1958, for registration. The Company has challenged the same and currently the matter is before the Hon'ble Supreme Court. The Hon'ble Supreme Court has granted an interim stay till the disposal of the appeal. Pending the resolution of the same, no adjustments have been made in the financial statements for the required license fee and Security deposits.

## 27. INFORMATION ABOUT BUSINESS SEGMENTS

The Group's business activity primarily relates to the Financial sector. However, the Holding Company's assets and revenue include those pertaining to Windmill Power Generation. The Holding Company has purchased properties for the purpose of sale / development and sale, which it has classified internally as the Projects Division. One of the subsidiaries, Muthoot Pappachan Technologies is into the Information Technology sector, whose nature, risks and rewards are significantly different from the Financing segment. As such, the management, for the purpose of reporting under AS-17 "Segment Reporting", and taking into account the nature of products and services, has identified 4 segments – 'Financing', 'Power Generation', 'Projects Division' & 'Information Technology'.

The segment revenues, results, assets and liabilities include the respective amounts identifiable to each of the segment and amounts allocated on a reasonable basis.

As the Company operates in a single geographical segment; secondary geographical segment information disclosure does not apply. The year-wise reporting of Segment Information are as below:

### For the year ended March 31, 2018

| Particulars         | Financing    | Power<br>Generation | Projects Division | Information<br>Technology | Total        |
|---------------------|--------------|---------------------|-------------------|---------------------------|--------------|
| Revenue             | 2,70,864.43  | 1,197.95            | -                 | 162.34                    | 2,72,224.72  |
| Expenditure         | 2,37,669.76  | 791.14              | 8.93              | 1,286.36                  | 2,39,756.19  |
| Segment result      | 33,194.67    | 406.81              | (8.93)            | (1,124.02)                | 32,468.53    |
| Segment asset       | 16,67,509.08 | 8,033.90            | 80,819.27         | 2,035.29                  | 17,58,397.54 |
| Segment liabilities | 16,76,805.54 | -                   | 80,819.27         | 772.73                    | 17,58,397.54 |
| Capital expenditure | 4,596.15     | -                   | -                 | 782.62                    | 5,378.77     |
| Depreciation        | 6,801.58     | 511.74              | -                 | 194.35                    | 7,507.67     |

### For the year ended March 31, 2017

| Particulars         | Financing    | Power<br>Generation | Projects Division | Information<br>Technology | Total        |
|---------------------|--------------|---------------------|-------------------|---------------------------|--------------|
| Revenue             | 2,39,459.21  | 1,173.64            | -                 | 58.23                     | 2,40,691.08  |
| Expenditure         | 2,12,468.71  | 289.59              | 3,554.53          | 838.48                    | 2,17,151.31  |
| Segment result      | 26,990.50    | 884.05              | (3,554.53)        | (780.25)                  | 23,539.77    |
| Segment asset       | 14,34,569.59 | 8,618.69            | 92,031.21         | 1,624.92                  | 15,36,844.41 |
| Segment liabilities | 14,40,275.29 | -                   | 97,093.32         | (524.20)                  | 15,36,844.41 |
| Capital expenditure | 14,192.23    | -                   | -                 | 459.81                    | 14,652.04    |
| Depreciation        | 7,391.76     | 511.74              | -                 | 111.99                    | 8,015.49     |

### For the year ended March 31, 2016

| Particulars         | Financing    | Power<br>Generation | Projects Division | Information<br>Technology | Total        |
|---------------------|--------------|---------------------|-------------------|---------------------------|--------------|
| Revenue             | 2,18,547.31  | 695.18              | -                 | 0.11                      | 2,19,242.60  |
| Expenditure         | 2,03,608.44  | 734.85              | 0.20              | 240.76                    | 2,04,584.25  |
| Segment result      | 14,938.87    | (39.67)             | (0.20)            | (240.65)                  | 14,658.35    |
| Segment asset       | 11,94,568.14 | 7,961.53            | 28,937.72         | 1,410.28                  | 12,32,877.67 |
| Segment liabilities | 12,03,728.61 | -                   | 28,937.92         | 211.14                    | 12,32,877.67 |
| Capital expenditure | 10.00        | -                   | -                 | 747.78                    | 757.78       |
| Depreciation        | 7,329.33     | 513.15              | -                 | 93.04                     | 7,935.52     |

## 28. RELATED PARTY DISCLOSURES

As required by Accounting Standard – 18 on ‘Related Party Disclosures’ issued by Institute of Chartered Accountants of India, following information is disclosed:

### a) List of Key Managerial Persons over the years ended 2018, 2017, 2016 & 2015

| Name                  | Designation                                    | Relatives  |
|-----------------------|--|--|
| Thomas John Muthoot   | Managing Director                              | 1. Janamma Thomas<br>2. Preethi John<br>3. Thomas M John<br>4. Susan John Muthoot            |
| Thomas George Muthoot | Director                                       | 1. Nina George<br>2. Tina Suzanne George<br>3. Ritu Elizabeth George<br>4. Swetha Ann George |
| Thomas Muthoot        | Executive Director cum Chief Financial Officer | 1. Remmy Thomas<br>2. Suzannah Muthoot<br>3. Hannah Muthoot                                  |
| T. D. Mathai          | Company Secretary                              | -  |

### b) List of Related Parties over the years ended 2018, 2017 & 2016

| Entity  |
|---|
| <b>Company</b>  |
| Alaska Agri Projects And Hospitalities Private Limited        |
| Bamboo Agri Projects And Hospitalities Private Limited        |
| Buttercup Agri Projects And Hospitalities Private Limited     |
| Calypso Agri Development And Hospitalities Private Limited    |
| Cinnamon Agri Development And Hospitalities Private Limited   |
| El Toro Agri Projects And Hospitalities Private Limited       |
| Emmel Realtors And Developers Private Limited                 |
| Flame Agri Projects And Hospitalities Private Limited         |
| Fox Bush Agri Development And Hospitalities Private Limited   |
| Goblin Agri Projects And Hospitalities Private Limited        |
| Jungle Cat Agri Development And Hospitalities Private Limited |
| L.M Realtors Private Limited                                  |
| Mandarin Agri Ventures And Hospitalities Private Limited      |
| Mariposa Agri Ventures And Hospitalities Private Limited      |
| MPG Hotels And Infrastructure Ventures Private Limited        |
| MPG Precious Metals Private Ltd                               |
| Muthoot Agri Development And Hospitalities Private Limited    |
| Muthoot Agri Projects And Hospitalities Private Limited       |
| Muthoot Dairies And Agri Ventures Private Limited             |
| Muthoot APT Ceramics Limited                                  |
| Muthoot Automotive (India) Private Limited                    |
| Muthoot Automobile Solutions Private Limited                  |
| Muthoot Buildtech (India) Private Limited                     |
| Muthoot Capital Services Limited                              |
| Muthoot Equities Limited                                      |
| Muthoot Holdings Private Limited                              |
| Muthoot Hotels Private Limited                                |
| Muthoot Housing Finance Company Limited                       |
| Muthoot Infrastructure Private Limited                        |
| Muthoot Land And Estates Private Limited                      |
| Muthoot Motors Private Limited                                |
| Muthoot Microfin Limited                                      |
| Muthoot Pappachan Medicare Private Limited                    |
| Muthoot Pappachan Technologies Limited                        |
| Muthoot Properties (India) Private Limited                    |
| Muthoot Risk Insurance And Broking Services Private Limited   |
| Pine Pink Agri Ventures And Hospitalities Private Limited     |
| The Right Ambient Resorts Private Limited                     |
| Muthoot Pappachan Chits (India) Private Limited               |
| Muthoot Exim Private Limited                                  |
| Muthoot Kuries Private Limited                                |
| The Thinking Machine Media Private Limited                    |
| MPG Security Group Private Limited                            |
| Muthoot Pappachan Centre Of Excellence In Sports              |
| <b>Firm / LLP / Trust</b>                                     |
| Muthoot Bankers   |
| Muthoot Cine Enterprise                                       |
| Muthoot Estate Investments                                    |
| Muthoot Finance Company                                       |
| Muthoot Insurance Services                                    |
| Muthoot Motors (Cochin)                                       |
| MPG Air Catering LLP*   |
| MPG Asset Management LLP*                                     |
| MPG Automobiles LLP   |
| MPG Hospitality LLP*  |
| MPG Land And Estate LLP*                                      |
| MPG Real Estate LLP*  |
| Muthoot Pappachan Foundation                                  |

\* Entities under strike off

| TRANSACTIONS DURING THE YEAR                                | For the year ended<br>31st March 2018         | For the year ended<br>31st March 2017         | For the year ended<br>31st March 2016         |
|---|---|---|---|
| <b>Revenue/(Expenses)</b>                                   |   |   |   |
| Interest accrued on loan                                    | 16.99   | -   | 1,253.02                                      |
| Ticket Booking income                                       | -   | -   | 18.32   |
| Rent paid   | (154.73)                                      | (151.80)                                      | (128.11)                                      |
| Remuneration paid   | (2,010.93)                                    | (2,014.61)                                    | (1,777.98)                                    |
| Interest paid   | (110.41)                                      | (68.55)                                       | -   |
| Sitting Fee   | (9.35)  | (11.50)                                       | (10.25)                                       |
| <b>Assets</b>   |   |   |   |
| Loans Advanced  | 19,900.00                                     | -   | -   |
| Loans Repaid  | -   | -   | (22,500.00)                                   |
| Security Deposit Advanced                                   | 3.58  | -   | -   |
| Payments towards Purchase of Property, Advance for Property | -   | 13,963.34                                     | 4,618.70                                      |
| <b>Liabilities</b>  |   |   |   |
| Investment in Share Capital                                 | -   | 13,749.98                                     | -   |
| Loan from Director advanced during the year                 | -   | 114.48  | 435.60  |
| Loan from Director repaid during the year                   | -   | (150.00)                                      | -   |
| Personal Guarantees   | 26,500.00                                     | 12,500.00                                     | 12,500.00                                     |
|   |   |   |   |
|   | <b>For the year ended<br/>31st March 2018</b> | <b>For the year ended<br/>31st March 2017</b> | <b>For the year ended<br/>31st March 2016</b> |
| <b>OUTSTANDING AS AT THE END OF THE YEAR</b>                |   |   |   |
| <b>Assets</b>   |   |   |   |
| Advance for Property  | 1,722.40                                      | 7,160.91                                      | 4,618.70                                      |
| Ticket Booking charge receivable                            | -   | -   | 5.52  |
| Loans Advanced  | 19,900.00                                     | -   | -   |
| Interest Receivable   | 16.99   | -   | -   |
| Security Deposit Advanced                                   | 3.58  | -   | -   |
| Personal Guarantees   | 84,500.00                                     | 58,000.00                                     | 50,000.00                                     |
| <b>Liabilities</b>  |   |   |   |
| Debt Instrument Outstanding                                 | 5,290.21                                      | 539.64  | 477.10  |
| Remuneration payable  | 169.95  | 341.17  | -   |
| Rent Payable  | 0.82  | 0.17  | 2.52  |
| Interest payable to debt outstanding                        | -   | 69.16   | 26.80   |

| TRANSACTIONS DURING THE YEAR                              | For the year ended<br>31st March 2018 | For the year ended<br>31st March 2017 | For the year ended<br>31st March 2016 |
|---|---------------------------------------|---------------------------------------|---------------------------------------|
| <b>Revenue</b>  |                                       |                                       |                                       |
| Income from services rendered                             | 1,561.73                              | 1,225.08                              | 940.83                                |
| Income from renting of premises                           | 256.11                                | 253.05                                | 202.05                                |
| Interest on loans, ICDs and other finances                | 29.52                                 | 19.49                                 | -                                     |
| <b>Expenditure</b>  |                                       |                                       |                                       |
| Rent paid towards premises taken on lease                 | 20.19                                 | 20.42                                 | 17.33                                 |
| Fees towards services rendered                            | 1,947.77                              | 1,847.13                              | 797.86                                |
| Interest on ICD, deposits and other debt instruments      | 372.34                                | 375.26                                | 35.80                                 |
| Interest paid on Collection                               | 5.65                                  | 0.04                                  | 1.03                                  |
| Reimbursement of Expenditure                              | (78.19)                               | (109.65)                              | (30.92)                               |
| CSR Expenses / Donations made                             | 47.88                                 | -                                     | -                                     |
| <b>Assets</b>   |                                       |                                       |                                       |
| Advance for CSR activities                                | 466.67                                | 305.10                                | 141.50                                |
| Payments towards Purchase / Advance for Property , Shares | -                                     | 55,682.73                             | 22,842.56                             |
| Loans advanced / Security Deposits advanced               | 200.00                                | -                                     | -                                     |
| Loans / Security Deposits repaid                          | (213.11)                              | -                                     | -                                     |
| Advance to Employee Welfare Trust                         | 251.00                                | -                                     | -                                     |
| Assignment / Buyout                                       | -                                     | -                                     | -                                     |
| <b>Liabilities</b>  |                                       |                                       |                                       |
| Investment in Share Capital                               | -                                     | 1,250.03                              | -                                     |
| Loans / ICD's accepted                                    | 500.00                                | 200.00                                | -                                     |
| Loans / ICD's repaid                                      | (500.00)                              | (100.00)                              | -                                     |
| Advance received JD – Owners share                        | 53.11                                 | -                                     | -                                     |
| Rent Security Deposits accepted                           | -                                     | 5.40                                  | 33.04                                 |
| Rent Security Deposits repaid                             | -                                     | (0.92)                                | -                                     |

| OUTSTANDING AS AT THE END OF THE YEAR                    | For the year ended<br>31st March 2018 | For the year ended<br>31st March 2017 | For the year ended<br>31st March 2016 |
|--|---------------------------------------|---------------------------------------|---------------------------------------|
| <b>Assets (Receivables)</b>                              |                                       |                                       |                                       |
| Against Services rendered                                | 288.14                                | 241.70                                | 172.82                                |
| Against Renting of premises                              | 23.98                                 | 15.85                                 | 13.95                                 |
| Against Interest from loans, deposits and other finances | 0.67                                  | -                                     | -                                     |
| Against Advance for CSR activities                       | 4.65                                  | 8.71                                  | 6.27                                  |
| Against Loans Advanced                                   | 86.89                                 | 100.00                                | -                                     |
| Against Advance for Property / Shares                    | 48,991.52                             | 54,752.73                             | 2,720.00                              |
| Against Advances to Employee Welfare Trust               | 399.50                                | -                                     | -                                     |
| <b>Liabilities (Payables)</b>                            |                                       |                                       |                                       |
| Against Services rendered                                | 259.18                                | 424.08                                | 348.51                                |
| Against Rent Payable                                     | -                                     | -                                     | 1.87                                  |
| Against Debt Outstanding                                 | 2.34                                  | 200.00                                | -                                     |
| Against Rent Security Deposits                           | 45.63                                 | 1.79                                  | 48.64                                 |
| Against Security Deposits                                | -                                     | 42.32                                 | -                                     |

29. There are no amounts due and outstanding to be credited to the Investor Education and Protection Fund established under Section 125 of the Companies Act, 2013.

### 30. CSR EXPENDITURE

As required under Section 135 of the Companies Act, 2013, the Group was required to spend two per cent of the average net profits made during the three immediately preceding financial years towards Corporate Social Responsibility ("CSR"). The details of the amounts required to be spent, the amount spent and shortfalls, if any are as follows:

| Particulars                                 | For the year ended<br>31st March 2018 | For the year ended<br>31st March 2017 | For the year ended<br>31st March 2016 |
|---|---------------------------------------|---------------------------------------|---------------------------------------|
| Amount required to be spent during the year | 343.41                                | 233.16                                | 364.43                                |
| Amount spent towards CSR during the year    | 518.61                                | 302.66                                | 187.79                                |
| Accumulated shortfall as at the year end    | 366.38                                | 541.58                                | 611.08                                |

The aforementioned shortfall as at March 31, 2018 is expected to be utilized in the subsequent years.

### 31. DETAILS OF SPECIFIED BANK NOTES HELD & TRANSACTED

The details of Cash held and transacted by the Company during the period from 8th November, 2016 to 30th December, 2016 are summarized below as required vide MCA notification G.S.R. 308(E) dated March 31, 2017:

| Particulars                           | Specified Bank<br>Notes (SBN's) | Other<br>Denomination<br>Notes | Total       |
|---------------------------------------|---------------------------------|--------------------------------|-------------|
| Closing cash in hand as on 08.11.2016 | 11,748.92                       | 432.45                         | 12,181.37   |
| (+) Permitted receipts                | 214.12                          | 2,55,689.86                    | 2,55,903.98 |
| (-) Permitted payments                | -                               | 1,79,029.24                    | 1,79,029.24 |
| (-) Amount deposited in Banks         | 11,963.04                       | 71,656.17                      | 83,619.21   |
| Closing cash in hand as on 30.12.2016 | -                               | 5,436.90                       | 5,436.90    |

### 32. EARNINGS PER SHARE

| Particulars   | For the year ended<br>31st March 2018 | For the year ended<br>31st March 2017 | For the year ended<br>31st March 2016 |
|---|---------------------------------------|---------------------------------------|---------------------------------------|
| Profit for the year (before adjustment for Minority Interest) | 23,816.82                             | 15,795.65                             | 9,317.60                              |
| Add: Share of (Profit) transferred to Minority Interest       | (2,397.37)                            | (686.29)                              | (243.73)                              |
| Net Profit attributable to Equity Shareholders                | 21,419.45                             | 15,109.36                             | 9,073.87                              |
| Weighted average number of shares outstanding (Nos.)          | 19,37,05,560                          | 18,65,82,269                          | 18,65,62,700                          |
| Basic Earnings per share (Rs.)                                | 11.06                                 | 8.10                                  | 4.86                                  |
| Diluted Earnings per share (Rs.)                              | 11.06                                 | 8.10                                  | 4.86                                  |

### 33. ADDITIONAL INFORMATION

Yearwise additional disclosure in terms of Schedule III of the Companies Act, 2013 is given below:

| Name of the company                     | Net Assets as on 31/03/2018       |                    | Share in Profit or Loss for the year ended 31/03/2018 |                  |
|---|-----------------------------------|--------------------|---|------------------|
|   | As a % of consolidated net assets | Amount             | As a % of consolidated profit and loss                | Amount           |
| <b>Parent</b>                           |                                   |                    |   |                  |
| Muthoot Fincorp Limited                 | 67.83%                            | 1,56,704.71        | 62.55%  | 14,896.84        |
| <b>Subsidiary</b>                       |                                   |                    |   |                  |
| Muthoot Housing Finance Company Limited | 4.43%                             | 10,243.79          | 4.22%   | 1,005.04         |
| Muthoot Pappachan Technologies Limited  | 0.77%                             | 1,780.35           | -2.90%  | -690.81          |
| Muthoot Microfin Limited                | 18.82%                            | 43,474.46          | 26.06%  | 6,208.38         |
| Minority Interest in all subsidiaries   | 2518.15%                          | 18,815.43          | 10.07%  | 2,397.37         |
| <b>Total</b>                            | <b>100.00%</b>                    | <b>2,31,018.74</b> | <b>100.00%</b>  | <b>23,816.82</b> |



| Name of the company                     | Net Assets as on 31/03/2017       |                    | Share in Profit or Loss for the year ended 31/03/2017 |                  |
|---|-----------------------------------|--------------------|---|------------------|
|   | As a % of consolidated net assets | Amount             | As a % of consolidated profit and loss                | Amount           |
| <b>Parent</b>                           |                                   |                    |   |                  |
| Muthoot Fincorp Limited                 | 83.22%                            | 1,50,072.87        | 69.81%  | 11,026.87        |
| <b>Subsidiary</b>                       |                                   |                    |   |                  |
| Muthoot Housing Finance Company Limited | 5.19%                             | 9,355.01           | 9.26%   | 1,463.03         |
| Muthoot Pappachan Technologies Limited  | 0.85%                             | 1,539.29           | -2.84%  | -449.07          |
| Muthoot Microfin Limited                | 8.34%                             | 15,033.71          | 19.43%  | 3,068.53         |
| Minority Interest in all subsidiaries   | 2.40%                             | 4,336.04           | 4.34%   | 686.29           |
| <b>Total</b>                            | <b>100.00%</b>                    | <b>1,80,336.92</b> | <b>100.00%</b>  | <b>15,795.65</b> |

| Name of the company                     | Net Assets as on 31/03/2016       |                    | Share in Profit or Loss for the year ended 31/03/2016 |                 |
|---|-----------------------------------|--------------------|---|-----------------|
|   | As a % of consolidated net assets | Amount             | As a % of consolidated profit and loss                | Amount          |
| <b>Parent</b>                           |                                   |                    |   |                 |
| Muthoot Fincorp Limited                 | 87.22%                            | 1,24,948.29        | 86.64%  | 8,072.97        |
| <b>Subsidiary</b>                       |                                   |                    |   |                 |
| Muthoot Housing Finance Company Limited | 5.78%                             | 8,280.91           | 3.13%   | 291.24          |
| Muthoot Pappachan Technologies Limited  | 0.72%                             | 1,038.37           | -1.35%  | -125.82         |
| Muthoot Microfin Limited                | 4.94%                             | 7,073.92           | 11.30%  | 1,052.64        |
| Minority Interest in all subsidiaries   | 1.34%                             | 1,920.16           | 0.29%   | 26.57           |
| <b>Total</b>                            | <b>100.00%</b>                    | <b>1,43,261.64</b> | <b>100.00%</b>  | <b>9,317.60</b> |

There are no Indian Associates / Joint Ventures nor Foreign Subsidiaries / Associates / Joint Ventures.

#### 34. MANAGERIAL REMUNERATION & OTHER DISCLOSURES

The following additional disclosures are made as per the requirements of Accounting Standards (AS) and Reserve Bank of India (RBI) guidelines in this regard.

| Particulars  | For the year ended 31st March 2018 | For the year ended 31st March 2017 | For the year ended 31st March 2016 |
|--|------------------------------------|------------------------------------|------------------------------------|
| Managerial Remuneration                            |                                    |                                    |                                    |
| Salary to Managing Director and Executive Director | 1,620.00                           | 1,620.00                           | 1,440.00                           |
| Commission to Director                             | 132.00                             | 166.00                             | 144.00                             |
| Value of Imports                                   | -                                  | -                                  | -                                  |
| Expenditure in Foreign Currency                    | 17.45                              | 25.68                              | 9.58                               |
| Earnings in Foreign Exchange                       | -                                  | -                                  | -                                  |
| Auditors Remuneration                              |                                    |                                    |                                    |
| For Statutory Audit                                | 50.30                              | 35.30                              | 31.80                              |
| Company Law Services                               | -                                  | -                                  | -                                  |
| Taxation   | 5.25                               | 6.75                               | 5.75                               |
| Other Services                                     | 12.45                              | 8.60                               | 7.05                               |
| Reimbursement of Expenditure                       | 2.60                               | 2.00                               | 0.10                               |
| Amount due to Small Scale Industries               | Nil                                | Nil                                | Nil                                |

35. Previous year's figures have been regrouped and reclassified wherever necessary to conform to the current year's classification. Figures have been rounded off in Lakhs.

**Report of Independent Auditor on the Reformatted Ind AS Standalone  
Financial Statements of Muthoot Fincorp Limited**

To,  
The Board of Directors  
Muthoot Fincorp Ltd.  
Muthoot Centre, Punnen Road,  
Trivandrum, Kerala -695039

Dear Sirs,

We have examined the attached Reformatted Ind AS Standalone Financial Statements and Other Standalone Financial Information of Muthoot Fincorp Limited (the “Company”) (“Reformatted Ind AS Standalone Statements”) as at and for the period ended 30/09/2020 and as at and for the years ended 31/03/2020 and 31/03/2019, annexed to this report for the purposes of inclusion in the offer document prepared by the Company in connection with its Proposed Public Issue of Secured, Redeemable, Non-Convertible Debentures and / or Unsecured, Redeemable, Non-Convertible Debentures (“the Debentures” or “the NCDs”). Such financial statements, which have been approved by the Board of Directors of the Company, have been prepared in accordance with the requirements of:

- a) Section 26(1)(b)(i) of the Companies Act, 2013 read with Rule 4 of the Companies (Prospectus & Allotment of Securities) Rules, 2014; and
- b) the Securities & Exchange Board of India (Issue and Listing of Debt Securities) Regulations, 2008, as amended (the “Regulations”) issued by the Securities and Exchange Board of India (“SEBI”), as amended from time to time in pursuance of Section 11 of the Securities and Exchange Board of India Act, 1992.
- c) the Guidance Note (Revised) on Reports in Company Prospectus issued by the Institute of Chartered Accountants of India.

The preparation of the Reformatted Ind AS Standalone Financial Statements is the responsibility of the Company's management. Our responsibility is to report on such statements based on our procedures.

1. The Reformatted Ind AS Standalone Financial Statements have been extracted by the management from the audited Ind AS financial statements of the Company as at September 30, 2020, March 31, 2020 and March 31, 2019, and from the books of account underlying such financial statements of the Company, which were approved by the Board of Directors on 14/11/2020, 09/07/2020 and 30/05/2019 respectively.

We have audited the accounts of the Company for the period ended 30/09/2020 vide our report on the audit of the Standalone Ind AS Financial Statements prepared under special purpose framework, dated 10/12/2020 and for the years ended March 31, 2020 and March 31, 2019 prepared in accordance with the Ind AS framework, in respect of which we have issued audit opinion vide our report dated 09/07/2020 and 30/05/2019 respectively.

2. We have examined such Reformatted Ind AS Standalone Financial Statements taking into consideration:
  - a) the terms of engagement received from the Company requesting us to carry out work on such financial information, proposed to be included in the offer document of the Company in connection with its Proposed Public Issue Of Debt Securities;
  - b) the requirements of Section 26(1)(b)(i) of the Companies Act, 2013 read with the provisions of the Companies (Prospectus and Allotment of Securities) Rules, 2014 and the SEBI Debt Regulations; and
  - c) the Guidance Note (Revised) on Reports in Company Prospectus issued by the Institute of Chartered Accountants of India.
3. In accordance with the requirements of Section 26(1)(b)(i) of the Companies Act, 2013 read with Rule 4 of the Companies (Prospectus and Allotment of Securities) Rules, 2014, the Guidance Note and the terms of our engagement agreed with you, we further report that the Reformatted Ind AS Standalone Financial Statements consisting of:



- a) the Reformatted Summary Statement of Assets and Liabilities, Notes forming part thereof and the Significant Accounting Policies as at September 30, 2020, March 31, 2020 and March 31, 2019;
- b) the Reformatted Summary Statement of Profit and Loss , Notes forming part thereof and the Significant Accounting Policies, for the period ended September 30, 2020 and for the years ended March 31, 2020 and March 31, 2019;
- c) the Reformatted Summary Statement of Cash Flows of the Company, as at September 30, 2020, March 31, 2020 and March 31, 2019; and
- d) the Reformatted Summary Statement of Changes in Equity as at September 30, 2020, March 31, 2020 and March 31, 2019;

proposed to be included in the offer document prepared by the management and approved by the Board of Directors of the Company, that are set out in Annexure I to VI to this report, have been examined by us, and are accurately extracted from the audited financial statements of the Company for the period ended September 30, 2020 and for the years ended March 31, 2020 and March 31, 2019.

4. Based on our examination as above, we further report that:

- a) these Reformatted Ind AS Standalone Financial Statements have been presented in “Rupees in Lakhs”
- b) the Reformatted Ind AS Standalone Financial Statements have to be read in conjunction with the Notes on Reformatted Ind AS Standalone Financial Statements and Significant Accounting Policies.
- c) the figures of earlier periods have been regrouped (but not restated retrospectively for changes in accounting policies), wherever necessary, to conform to the classification adopted for the Reformatted Ind AS Standalone Financial Statements as at and for the period ended September 30, 2020.
- d) there are no extraordinary items which need to be disclosed separately in the attached Reformatted Standalone Statements, other than those disclosed;

- e) there are no qualifications in the auditors' reports for the half year ended September 30, 2020 and for the financial years 2019-20 and 2018-19, that require any adjustments to the Reformatted Standalone Statements.

The report on the Audit of the Standalone Ind AS Financial Statements prepared under special purpose framework for the period ended September 30, 2020 included the following Emphasis of Matter paragraph;

**Emphasis of Matter**

1. We draw attention to Note 2 to the Financial Statements, which describes the basis of preparation. The financial statements are prepared to assist Muthoot Fincorp Limited to meet the requirements of the SEBI Listing Obligations and Disclosure Requirements in connection to the proposed public offering of Secured / Unsecured, Redeemable, Non-Convertible Debentures by the Company.
2. We draw attention to Note 44 to the Financial Statements, relating to the impact of Covid-19 Pandemic, in which the management has discussed the probable impact on the company and the environment in which it operates.

Our opinion is not modified in respect of these matters.

The auditors' report for the financial year 2019-20 included the following Emphasis of Matter paragraph;

**Emphasis of Matter**

We draw attention to Note 44 to the standalone Ind AS financial statements, relating to the impact of Covid-19 Pandemic, in which the management has discussed the probable impact on the company and the environment in which it operates. This note also indicates that the extent to which the Covid-19 pandemic will have impact on the Company's financial performance is dependent on future developments, which are uncertain. Our opinion is not modified in respect of this matter.

- f) the Reformatted Ind AS Standalone Financial Statements conform to the requirements of Schedule III of the Companies Act, 2013; and

g) in the preparation and presentation of Reformatted Ind AS Standalone Financial Statements based on audited financial statements as referred to in paragraph 3 above, no adjustments have been made for any events occurring subsequent to dates of the audit reports specified in paragraph 1 above.

## **OTHER FINANCIAL INFORMATION**

5. We have also examined the following Other Financial Information of the Company, proposed to be included in the offer document prepared by the management and annexed to this report:

- a) Capitalization Statement (Annexure VII)
- b) Statement of Secured and Unsecured Loans (Annexure VIII)
- c) Statement of Accounting Ratios (Annexure IX)
- d) Statement of Dividends (Annexure X)

6. Based on our examination of financial information specified in para 2 above, we state that in our opinion, the financial information so specified above, have been prepared in accordance with Section 26 of the SEBI Act and the Regulations amended from time to time.

7. We have not audited any financial statements of the Company as of any date or for any period subsequent to September, 30, 2020. Accordingly, we express no opinion on the financial position, results of operations, changes in equity or cash flows of the Company as of any date or for any period subsequent to September, 30, 2020.

8. This report should not in any way be construed as a re-issuance or re-dating of any of the previous audit reports issued by us nor should this be construed as a new opinion on any of the financial statements referred to herein.

9. We have no responsibility to update our report for events and circumstances occurring after the date of the report.

10. This report is intended solely for your information and for inclusion in the Offer Document prepared in connection with the proposed public issue of debt securities of the Muthoot

Fincorp Limited and is not to be used, referred to or distributed for any other purpose without our prior written consent.

**For Rangamani & Co.**

Chartered Accountants

Firm Regn. No. – 003050 S

**R. Sreenivasan**

Partner

Membership No. 020566

**UDIN – 20020566AAAANW8702**

Place: Alleppey

Date: 10/12/2020

**MUTHOOT FINCORP LIMITED**
**ANNEXURE I: REFORMATTED SUMMARY STATEMENT OF ASSETS AND LIABILITIES**
*(Amount in Rs. Lakhs, except share data and unless otherwise stated)*

| Particulars   | Note | As at<br>30th September 2020 | As at<br>31st March 2020 | As at<br>31st March 2019 |
|---|------|------------------------------|--------------------------|--------------------------|
| <b>ASSETS</b>   |      |                              |                          |                          |
| <b>1 Financial assets</b>   |      |                              |                          |                          |
| a) Cash and cash equivalents  | 5    | 1,53,046.96                  | 30,017.28                | 25,389.37                |
| b) Bank Balance other than above  | 6    | 3,763.24                     | 984.69                   | 5,818.16                 |
| c) Receivables  | 7    |                              |                          |                          |
| Trade Receivables   |      | 3,031.53                     | 2,918.88                 | 2,836.93                 |
| d) Loans  | 8    | 15,74,989.73                 | 13,91,802.06             | 11,88,469.41             |
| e) Investments  | 9    | 1,57,379.97                  | 1,78,170.99              | 1,84,770.61              |
| f) Other Financial assets   | 10   | 16,131.83                    | 15,447.47                | 28,961.59                |
| <b>2 Non-financial Assets</b>   |      |                              |                          |                          |
| a) Current tax assets (net)   |      | -                            | -                        | -                        |
| b) Investment Property  | 11   | 30,246.61                    | 30,236.55                | 30,096.71                |
| c) Property, Plant and Equipment  | 12   | 42,521.36                    | 45,322.31                | 49,655.41                |
| d) Other Intangible assets  | 13   | 933.80                       | 437.68                   | 449.56                   |
| e) Right-of-use assets  | 14   | 38,073.21                    | 43,659.63                | -                        |
| f) Other non financial assets   | 15   | 36,243.00                    | 30,893.32                | 35,341.90                |
| <b>Total assets</b>   |      | <b>20,56,361.25</b>          | <b>17,69,890.86</b>      | <b>15,51,789.65</b>      |
| <b>LIABILITIES AND EQUITY</b>   |      |                              |                          |                          |
| <b>LIABILITIES</b>  |      |                              |                          |                          |
| <b>Financial Liabilities</b>  |      |                              |                          |                          |
| 1 Payables  | 16   |                              |                          |                          |
| a) (I) Trade Payables   |      |                              |                          |                          |
| (i) total outstanding dues of micro enterprises and small enterprises                       |      | -                            | -                        | -                        |
| (ii) total outstanding dues of creditors other than micro enterprises and small enterprises |      | -                            | -                        | -                        |
| (II) Other Payables   |      |                              |                          |                          |
| (i) total outstanding dues of micro enterprises and small enterprises                       |      | 10.08                        | 36.16                    | 1.69                     |
| (ii) total outstanding dues of creditors other than micro enterprises and small enterprises |      | 17,275.93                    | 36,843.99                | 46,113.44                |
| b) Debt Securities  | 17   | 3,06,491.26                  | 86,113.32                | 24,119.00                |
| c) Borrowings (other than debt securities)  | 18   | 10,69,541.09                 | 9,68,313.27              | 8,26,360.14              |
| d) Lease Liability  | 14   | 42,340.97                    | 46,447.77                | -                        |
| d) Subordinated Liabilities   | 19   | 2,52,433.31                  | 2,60,167.47              | 2,73,028.69              |
| e) Other Financial liabilities  | 20   | 44,514.82                    | 40,940.85                | 46,245.74                |
| <b>2 Non-financial Liabilities</b>  |      |                              |                          |                          |
| a) Current tax liabilities (net)  |      | 1,664.02                     | 287.56                   | 3,659.10                 |
| b) Provisions   | 21   | 2,718.86                     | 2,380.89                 | 2,157.83                 |
| c) Deferred tax liabilities (net)   | 34   | 22,131.20                    | 29,440.60                | 48,271.18                |
| d) Other non-financial liabilities  | 22   | 864.58                       | 3,480.88                 | 1,636.12                 |
| <b>3 Equity</b>   |      |                              |                          |                          |
| a) Equity share capital   | 23   | 19,370.56                    | 19,370.56                | 19,370.56                |
| b) Other equity   | 24   | 2,77,004.58                  | 2,76,067.54              | 2,60,826.16              |
| <b>Total Liabilities and Equity</b>   |      | <b>20,56,361.25</b>          | <b>17,69,890.86</b>      | <b>15,51,789.65</b>      |

*See accompanying notes to the Financial Statements*

1 to 4

In terms of our report on even date attached

**For Rangamani & Co.**

Chartered Accountants

Firm Regn. No. – 003050 S

For and on behalf of the Board of Directors,

**Thomas John Muthoot**  
 Managing Director  
 DIN: 00011618

**Thomas George Muthoot**  
 Director  
 DIN: 00011552

**R. Sreenivasan**

Partner

M.No.020566

**Thomas Muthoot**  
 Executive Director and  
 Chief Financial Officer  
 DIN: 00082099

**Mathai T.D.**  
 Company Secretary

Date: 10/12/2020

Place: Kochi

**MUTHOOT FINCORP LIMITED**
**ANNEXURE II: REFORMATTED SUMMARY STATEMENT OF PROFIT AND LOSS**

(Amount in Rs. Lakhs, except share data and unless otherwise stated)

| Particulars  | Notes | For the year ended<br>30th September 2020 | For the year ended<br>31st March 2020 | For the year ended<br>31st March 2019 |
|--|-------|---|---------------------------------------|---------------------------------------|
| <b>Revenue from operations</b>   |       |   |                                       |                                       |
| (i) Interest income  | 25    | 1,26,094.06                               | 2,39,311.54                           | 2,27,773.81                           |
| (ii) Dividend income   |       | 4.26                                      | 22.54                                 | 18.88                                 |
| (iii) Rental income  |       | 259.64                                    | 518.97                                | 472.85                                |
| (iv) Fees and commission income  |       | 3,090.23                                  | 10,062.43                             | 9,214.20                              |
| (v) Net gain on derecognition of financial instruments under amortised cost category |       | 11,286.78                                 | 19,394.52                             | 8,426.04                              |
| (vi) Others  | 26    | 925.56                                    | 2,780.81                              | 2,422.87                              |
| <b>(I) Total Revenue from operations</b>   |       | <b>1,41,660.54</b>                        | <b>2,72,090.82</b>                    | <b>2,48,328.65</b>                    |
| <b>(II) Other Income</b>   |       | <b>16.95</b>                              | <b>376.82</b>                         | <b>136.35</b>                         |
| <b>(III) Total Income (I + II)</b>   |       | <b>1,41,677.49</b>                        | <b>2,72,467.64</b>                    | <b>2,48,465.00</b>                    |
| <b>Expenses</b>  |       |   |                                       |                                       |
| (i) Finance costs  | 27    | 73,157.48                                 | 1,37,358.83                           | 1,30,051.56                           |
| (ii) Impairment on financial instruments   | 28    | 3,270.81                                  | 7,959.93                              | 2,638.88                              |
| (iii) Net Gain on fair value changes   | 29    | 6.47                                      | (160.97)                              | 259.41                                |
| (iv) Employee benefits expenses  | 30    | 18,945.79                                 | 48,862.15                             | 43,099.72                             |
| (v) Depreciation, amortization and impairment  | 31    | 11,157.37                                 | 20,454.08                             | 6,996.09                              |
| (vi) Other expenses  | 32    | 14,059.38                                 | 27,565.30                             | 41,647.51                             |
| <b>(IV) Total Expenses</b>   |       | <b>1,20,597.30</b>                        | <b>2,42,039.31</b>                    | <b>2,24,693.18</b>                    |
| <b>(V) Profit before tax (III- IV)</b>   |       | <b>21,080.19</b>                          | <b>30,428.32</b>                      | <b>23,771.82</b>                      |
| <b>(VI) Tax Expense:</b>   |       |   |                                       |                                       |
| (1) Current tax  |       | 6,428.83                                  | 9,463.18                              | 9,439.32                              |
| (2) Deferred tax   |       | (2,018.15)                                | (942.38)                              | (1,213.35)                            |
| <b>(VII) Profit for the year (V-VI)</b>  |       | <b>16,669.50</b>                          | <b>21,907.51</b>                      | <b>15,545.85</b>                      |
| <b>(VIII) Other Comprehensive Income</b>   |       |   |                                       |                                       |
| A (i) Items that will not be reclassified to profit or loss                          |       |   |                                       |                                       |
| Net gain / (loss) on equity instruments measured through other comprehensive income  |       | (20,990.37)                               | (8,138.27)                            | (3,334.74)                            |
| Remeasurement of the defined benefit liabilities                                     |       | (33.34)                                   | (69.51)                               | (16.58)                               |
| (ii) Income tax relating to items that will not be reclassified to profit or loss    |       | 5,291.25                                  | 1,920.25                              | 1,171.08                              |
| <b>Subtotal (A)</b>  |       | <b>(15,732.46)</b>                        | <b>(6,287.53)</b>                     | <b>(2,180.23)</b>                     |
| B (i) Items that will be reclassified to profit or loss                              |       | -   | -                                     | -                                     |
| (ii) Income tax relating to items that will not be reclassified to profit or loss    |       | -   | -                                     | -                                     |
| <b>Subtotal (B)</b>  |       | <b>-</b>                                  | <b>-</b>                              | <b>-</b>                              |
| <b>Other Comprehensive Income (A+B)</b>  |       | <b>(15,732.46)</b>                        | <b>(6,287.53)</b>                     | <b>(2,180.23)</b>                     |
| <b>(IX) Total Comprehensive Income for the year (VII+VIII)</b>                       |       | <b>937.04</b>                             | <b>15,619.98</b>                      | <b>13,365.61</b>                      |
| <b>(X) Earnings per equity share</b>   | 33    |   |                                       |                                       |
| Basic (Rs.)  |       | 8.61                                      | 11.31                                 | 8.03                                  |
| Diluted (Rs.)  |       | 8.61                                      | 11.31                                 | 8.03                                  |

See accompanying notes to the financial statements

1 to 4

In terms of our report on even date attached

**For Rangamani & Co.**

Chartered Accountants

Firm Regn. No. – 003050 S

**R. Sreenivasan**

Partner

M.No.020566

For and on behalf of the Board of Directors,

**Thomas John Muthoot**

Managing Director

DIN: 00011618

**Thomas George Muthoot**

Director

DIN: 00011552

**Thomas Muthoot**

Executive Director &

Chief Financial Officer

DIN: 00082099

**Mathai T.D.**

Company Secretary

Date: 10/12/2020

Place: Kochi

**MUTHOOT FINCORP LIMITED**
**ANNEXURE III: REFORMATTED SUMMARY STATEMENT OF CASH FLOW**
*(Amount in Rs. Lakhs, except share data and unless otherwise stated)*

| Particulars  | As at<br>30th September 2020 | As at<br>31st March 2020 | As at<br>31st March 2019 |
|--|------------------------------|--------------------------|--------------------------|
| <b>A Cash flow from Operating activities</b>                                   |                              |                          |                          |
| <b>Net Profit before taxation</b>  | <b>21,080.19</b>             | <b>30,428.32</b>         | <b>23,771.82</b>         |
| <i>Adjustments to reconcile profit before tax to net cash flows:</i>           |                              |                          |                          |
| Add: Depreciation, amortisation and impairment                                 | 11,157.37                    | 20,454.08                | 6,996.09                 |
| Add: Impairment on financial instruments                                       | 3,270.81                     | 7,959.93                 | 2,638.88                 |
| Add: Finance cost  | 73,157.48                    | 1,37,358.83              | 1,30,051.56              |
| Add: Provision for Gratuity  | 184.38                       | 328.27                   | 226.98                   |
| Add: Provision for Compensated absense   | 153.59                       | (105.21)                 | 13.09                    |
| Add: Net (gain) / loss on fair value changes                                   | 6.47                         | (160.97)                 | 259.41                   |
| Less: Interest income on investments   | -                            | -                        | (220.64)                 |
| Less: Dividend income  | (4.26)                       | (22.54)                  | (18.88)                  |
| <b>OPERATING PROFIT BEFORE WORKING CAPITAL CHANGES</b>                         | <b>1,09,006.03</b>           | <b>1,96,240.71</b>       | <b>1,63,718.32</b>       |
| <b>Adjustments for:</b>  |                              |                          |                          |
| (Increase)/Decrease in Trade receivables                                       | (112.65)                     | (81.94)                  | 435.61                   |
| (Increase)/Decrease in Bank balances other than cash and cash equivalents      | (2,778.55)                   | 4,833.46                 | (1,412.62)               |
| (Increase)/Decrease in Loans   | (1,86,458.47)                | (2,10,085.15)            | (1,734.12)               |
| (Increase)/Decrease in Other financial asset                                   | (684.37)                     | 13,514.13                | 7,133.87                 |
| (Increase)/Decrease in Other non-financial asset                               | (5,349.68)                   | 4,448.58                 | (529.12)                 |
| Increase/(Decrease) in Other financial liabilities                             | 3,573.97                     | 729.19                   | (9,713.98)               |
| Increase/(Decrease) in Other non financial liabilities                         | (2,616.31)                   | 1,844.75                 | 688.04                   |
| Increase/(Decrease) in Trade payables  | (19,594.15)                  | (9,234.97)               | 45,100.61                |
| Increase/(Decrease) in Provisions  | (33.34)                      | (69.51)                  | (16.58)                  |
| <b>Cash generated from operations</b>  | <b>(1,05,047.53)</b>         | <b>2,139.24</b>          | <b>2,03,670.03</b>       |
| Finance cost paid  | (73,857.61)                  | (1,39,383.94)            | (1,30,796.22)            |
| Income tax paid  | (5,052.38)                   | (12,834.72)              | (5,908.14)               |
| <b>Net cash flows used in operating activities</b>                             | <b>(1,83,957.52)</b>         | <b>(1,50,079.42)</b>     | <b>66,965.67</b>         |
| <b>B Cash flow from Investing activities</b>                                   |                              |                          |                          |
| Purchase of property, plant and equipment and intangible assets                | (1,464.69)                   | (2,314.18)               | (5,431.72)               |
| Proceeds from sale of property, plant and equipments                           | -                            | -                        | 534.93                   |
| Proceeds from (purchase) / sale of investment funds                            | (196.54)                     | 123.77                   | (80.00)                  |
| Proceeds from (purchase) / sale of equity investments                          | (4.44)                       | 111.14                   | 7.33                     |
| Proceeds from (purchase) / sale of debt securities                             | (4.83)                       | (320.00)                 | 57.49                    |
| Investments in unquoted equity shares  | -                            | -                        | (6.52)                   |
| Acquisition of shares in subsidiaries  | -                            | (2,500.02)               | (2,499.85)               |
| Dividend income  | 4.26                         | 22.54                    | 18.88                    |
| Interest received on investments   | -                            | -                        | 220.64                   |
| <b>Net cash used in investing activities</b>                                   | <b>(1,666.23)</b>            | <b>(4,876.76)</b>        | <b>(7,178.81)</b>        |
| <b>C Cash flow from Financing activities</b>                                   |                              |                          |                          |
| Increase / (decrease) in debt securities                                       | 2,21,328.59                  | 62,612.47                | (31,454.26)              |
| Increase / (decrease) in borrowings (other than debt securities)               | 1,02,846.01                  | 1,42,795.98              | (34,857.11)              |
| Increase / (decrease) in subordinated liabilities                              | (7,441.12)                   | (12,905.79)              | 6,193.45                 |
| Payment of lease liability   | (8,080.05)                   | (16,572.01)              | -                        |
| Dividend paid (including tax on dividend)                                      | -                            | (16,346.56)              | (2,335.22)               |
| <b>Net cash from/(used in) financing activities</b>                            | <b>3,08,653.44</b>           | <b>1,59,584.08</b>       | <b>(62,453.14)</b>       |
| <b>D Net increase/(decrease) in cash and cash equivalents (A+B+C)</b>          | <b>1,23,029.69</b>           | <b>4,627.91</b>          | <b>(2,666.28)</b>        |
| Cash and cash equivalents at April 01, 2019                                    | 30,017.28                    | 25,389.37                | 28,055.65                |
| <b>Cash and cash equivalents at September 30, 2020 / March 31, 2020 / 2019</b> | <b>1,53,046.96</b>           | <b>30,017.28</b>         | <b>25,389.37</b>         |

*See accompanying notes to the financial statements*

In terms of our report on even date attached

**For Rangamani & Co.**

Chartered Accountants

Firm Regn. No. – 003050 S

**R. Sreenivasan**

Partner

M.No.020566

**Thomas John Muthoot**

Managing Director

DIN: 00011618

**Thomas Muthoot**

Executive Director &amp;

Chief Financial Officer

DIN: 00082099

For and on behalf of the Board of Directors,

**Thomas George Muthoot**

Director

DIN: 00011552

**Mathai T.D.**

Company Secretary

Date: 10/12/2020

Place: Kochi

**MUTHOOT FINCORP LIMITED**  
**ANNEXURE IV: REFORMATTED SUMMARY STATEMENT OF CHANGES IN EQUITY**  
*(Amount in Rs. Lakhs, except share data and unless otherwise stated)*

**A. Equity Share Capital**

Equity shares of Rs. 10/- each issued, subscribed and fully paid

| Particulars                                       | No. of shares          | Amount           |
|---|------------------------|------------------|
| <b>Balance as on 1st April, 2018</b>              | <b>19,37,05,560.00</b> | <b>19,370.56</b> |
| Changes in equity share capital during the year   | -                      | -                |
| <b>Balance as on 31st March 2019</b>              | <b>19,37,05,560.00</b> | <b>19,370.56</b> |
| Changes in equity share capital during the year   | -                      | -                |
| <b>Balance as on 31st March 2020</b>              | <b>19,37,05,560.00</b> | <b>19,370.56</b> |
| Changes in equity share capital during the period | -                      | -                |
| <b>Balance as on 30th September 2020</b>          | <b>19,37,05,560.00</b> | <b>19,370.56</b> |

**B. Other Equity**

| Particulars                                      | Reserves and Surplus       |                   |                              |                   | Other Comprehensive Income                            |   | Total Other Equity |
|--|----------------------------|-------------------|------------------------------|-------------------|---|---|--------------------|
|  | Securities Premium Reserve | Statutory Reserve | Debenture Redemption Reserve | Retained Earnings | Equity Instruments through Other Comprehensive income | Actuarial valuation of gratuity impact through Other Comprehensive Income |                    |
| <b>Balance as on 1st April 2018</b>              | <b>38,129.85</b>           | <b>34,085.26</b>  | <b>4,279.68</b>              | <b>70,448.90</b>  | <b>1,02,582.30</b>                                    | <b>269.78</b>   | <b>2,49,795.77</b> |
| Profit for the year                              | -                          | -                 | -                            | 15,545.85         | -   | -   | 15,545.85          |
| Other Comprehensive Income (net of taxes)        | -                          | -                 | -                            | -                 | (2,169.45)  | (10.79)   | (2,180.23)         |
| Write back from Debenture Redemption Reserve     | -                          | -                 | (3,303.35)                   | 3,303.35          | -   | -   | -                  |
| Transfer to Reserves u/s. 45-IC of RBI Act, 1934 | -                          | 3,109.17          | -                            | (3,109.17)        | -   | -   | -                  |
| Income Tax – Prior Years                         | -                          | -                 | -                            | -                 | -   | -   | -                  |
| Dividend Paid                                    | -                          | -                 | -                            | (1,937.06)        | -   | -   | (1,937.06)         |
| Dividend Tax Paid                                | -                          | -                 | -                            | (398.17)          | -   | -   | (398.17)           |
| <b>Balance as on 31st March 2019</b>             | <b>38,129.85</b>           | <b>37,194.43</b>  | <b>976.33</b>                | <b>83,853.70</b>  | <b>1,00,412.85</b>                                    | <b>258.99</b>   | <b>2,60,826.16</b> |
| Profit for the year                              | -                          | -                 | -                            | 21,907.51         | -   | -   | 21,907.51          |
| Other Comprehensive Income (net of taxes)        | -                          | -                 | -                            | -                 | (6,339.55)  | 52.02   | (6,287.53)         |
| Write back from Debenture Redemption Reserve     | -                          | -                 | (976.33)                     | 976.33            | -   | -   | -                  |
| Transfer to Reserves u/s. 45-IC of RBI Act, 1934 | -                          | 4,381.50          | -                            | (4,381.50)        | -   | -   | -                  |
| Deferred Tax – Prior Years                       | -                          | -                 | -                            | (1,394.72)        | 17,362.68   | -   | 15,967.96          |
| Dividend Paid                                    | -                          | -                 | -                            | (13,559.39)       | -   | -   | (13,559.39)        |
| Dividend Tax Paid                                | -                          | -                 | -                            | (2,787.17)        | -   | -   | (2,787.17)         |
| <b>Balance as on 31st March 2020</b>             | <b>38,129.85</b>           | <b>41,575.93</b>  | <b>-</b>                     | <b>84,614.77</b>  | <b>1,11,435.99</b>                                    | <b>311.01</b>   | <b>2,76,067.54</b> |
| Profit for the period                            | -                          | -                 | -                            | 16,669.50         | -   | -   | 16,669.50          |
| Other Comprehensive Income (net of taxes)        | -                          | -                 | -                            | -                 | (15,707.51)   | (24.95)   | (15,732.46)        |
| Write back from Debenture Redemption Reserve     | -                          | -                 | -                            | -                 | -   | -   | -                  |
| Transfer to Reserves u/s. 45-IC of RBI Act, 1934 | -                          | 3,333.90          | -                            | (3,333.90)        | -   | -   | -                  |
| Deferred Tax – Prior periods                     | -                          | -                 | -                            | -                 | -   | -   | -                  |
| Dividend Paid                                    | -                          | -                 | -                            | -                 | -   | -   | -                  |
| Dividend Tax Paid                                | -                          | -                 | -                            | -                 | -   | -   | -                  |
| <b>Balance as on 30th September 2020</b>         | <b>38,129.85</b>           | <b>44,909.83</b>  | <b>-</b>                     | <b>97,950.37</b>  | <b>95,728.47</b>                                      | <b>286.06</b>   | <b>2,77,004.58</b> |

See accompanying notes to the Financial Statements

In terms of our report on even date attached  
For Rangamani & Co.  
Chartered Accountants  
Firm Regn. No. – 003050 S

For and on behalf of the Board of Directors,

**Thomas John Muthoot**  
Managing Director  
DIN: 00011618

**Thomas George Muthoot**  
Director  
DIN: 00011552

**R. Sreenivasan**  
Partner  
M.No.020566

**Thomas Muthoot**  
Executive Director and  
Chief Financial Officer  
DIN: 00082099

**Mathai T.D.**  
Company Secretary

Date: 10/12/2020  
Place: Kochi



## Significant Accounting Policies

### 1. Corporate Information

Muthoot Fincorp Limited, (the Company) , is a Public Limited Company, incorporated on June 10, 1997 under the provisions of Companies Act, 1956, having its registered office at Muthoot Centre, MG road, Trivandrum – 695039, Kerala, India. The company is a Non-Deposit Accepting Non-Banking Financial Company (NBFC) registered with Reserve Bank of India (RBI) and is classified as a Non Deposit Taking Systematically Important Loan Company (NDSI).

Muthoot Fincorp Limited, the flagship company of the 133 year old Muthoot Pappachan Group, provides a diverse mix of retail offerings catering to the various needs of its customers and is primarily engaged in business of Gold Loans through its branch network across India. The company also offers SME Loans, Forex Services, Money Transfer Services and Wealth Management Services to its customers in its strive to be the most trusted financial service provider. The company is engaged in real estate business to a very limited extent.

### 2. Basis of preparation

The Reformatted Standalone Financial Statements have been prepared for compliance of the requirements of Section 26 of Companies Act, 2013 read with Rule 4(1) of the Companies (Prospectus and Allotment of Securities) Rules, 2014, the Securities and Exchange Board of India (Issue and Listing of Debt Securities) Regulations, 2008 and the relevant BSE circulars, and is prepared for disclosure in the Offer Documents to the proposed public offering of Secured / Unsecured, Redeemable, Non-Convertible Debenture (“NCDs”).

The financial statements have been prepared in accordance with Indian Accounting Standards (Ind AS) as per the Companies (Indian Accounting Standards) Rules, 2015 (as amended from time to time) and notified under section 133 of the Companies Act, 2013 (the Act) along with other relevant provisions of the Act, the Master Direction – Non-Banking Financial Company – Systemically Important Non-Deposit taking Company and Deposit taking Company (Reserve Bank) Directions, 2016 (‘the NBFC Master Directions’) and notification for Implementation of Indian Accounting Standard vide circular RBI/2019-20/170 DOR(NBFC).CC.PD.No.109/22.10.106/2019-20 dated 13 March 2020 (‘RBI Notification for Implementation of Ind AS’) issued by RBI to the extent applicable. The Company uses accrual basis of accounting except in case of significant uncertainties.

The financial statements are prepared on a going concern basis, as the Management is satisfied that the Company shall be able to continue its business for the foreseeable future and no material uncertainty exists that may cast significant doubt on the going concern assumption. The outbreak of COVID-19 has not affected the going concern assumption of the Company.

### Basis of measurement

The financial statements have been prepared on a historical cost basis, except for following assets and liabilities which have been measured at fair value:

- i) Investments in equity instruments at fair value through other comprehensive income (FVOCI) or at fair value through statement of profit or loss (FVTPL)
- ii) Investments which are held for trading
- iii) Defined benefit plans.

### **Functional and presentation currency**

The financial statements are presented in Indian Rupees (INR) which is also functional currency of the Company and the currency of the primary economic environment in which the Company operates. All values are rounded to the nearest lakhs, except when otherwise indicated.

### **3. Significant accounting policies**

#### **3.1 Recognition of interest income**

Interest income is recognised by applying the Effective Interest Rate (EIR) to the gross carrying amount of financial assets other than credit-impaired assets and financial assets classified as measured at FVTPL.

The EIR in case of a financial asset is computed

- a. As the rate that exactly discounts estimated future cash receipts through the expected life of the financial asset to the gross carrying amount of a financial asset.
- b. By considering all the contractual terms of the financial instrument in estimating the cash flows.
- c. Including all fees received between parties to the contract that are an integral part of the effective interest rate, transaction costs, and all other premiums or discounts.

Any subsequent changes in the estimation of the future cash flows is recognised in interest income with the corresponding adjustment to the carrying amount of the assets.

Interest income on credit impaired assets is recognised by applying the effective interest rate to the net amortised cost (net of provision) of the financial asset.

#### **3.2 Recognition of revenue from sale of goods and services**

Revenue (other than for financial instruments) is measured at fair value of the consideration received or receivable. Ind AS 115 Revenue from contracts with customers outlines a single comprehensive model of accounting for revenue arising from contracts with customers and supersedes current revenue recognition guidance found within Ind ASs.

The Company recognises revenue from contracts with customers based on a five-step model as set out in Ind 115:

Step 1: Identify contract(s) with a customer: A contract is defined as an agreement between two or more parties that creates enforceable rights and obligations and sets out the criteria for every contract that must be met.

Step 2: Identify performance obligations in the contract: A performance obligation is a promise in a contract with a customer to transfer a good or service to the customer.

Step 3: Determine the transaction price: The transaction price is the amount of consideration to which the Company expects to be entitled in exchange for transferring promised goods or services to a customer, excluding amounts collected on behalf of third parties.

Step 4: Allocate the transaction price to the performance obligations in the contract: For a contract that has more than one performance obligation, the Company allocates the transaction price to each performance obligation in an amount that depicts the amount of consideration to which the Company expects to be entitled in exchange for satisfying each performance obligation.

Step 5: Recognise revenue when (or as) the Company satisfies a performance obligation

Revenue from contract with customer for rendering services is recognised at a point in time when performance obligation is satisfied.

### **3.2.1 Dividend income**

Dividend income is recognised when the Company's right to receive the payment is established, it is probable that the economic benefits associated with the dividend will flow to the entity and the amount of the dividend can be measured reliably.

### **3.2.2 Rental Income**

Rental income arising from operating leases is accounted for on a straight-line basis over the lease terms and is included in rental income in the statement of profit and loss, unless the increase is in line with expected general inflation, in which case lease income is recognised based on contractual terms.

### **3.2.3 Fees and commission income**

Fees and commission income such as service charges, commission from fee based business lines, service income etc. are recognised on point in time basis.

### **3.2.4 Net gain on fair value changes**

The Company designates certain financial assets for subsequent measurement at fair value through profit or loss (FVTPL) or fair value through other comprehensive income (FVOCI). The Company recognises gains on fair value change of financial assets measured at FVTPL on net basis.

### **3.2.5 Net gain on derecognition of financial instruments**

Gains arising out of direct assignment transactions comprise the difference between the interest on the loan portfolio and the applicable rate at which the direct assignment is entered into with the assignee, also known as the excess interest spread (EIS).

## **3.3 Financial instruments**

### **1.1.1. Initial recognition**

All financial assets are recognised initially at fair value plus, in the case of financial assets not recorded at fair value through profit or loss, transaction costs that are attributable to the acquisition of the financial asset.

Loans are recognised when funds are transferred to the customers' account. Investments are recognised on settlement date. The Company recognises debt securities, deposits and borrowings when funds reach the Company.

### 1.1.2. Initial and subsequent measurement of financial instruments

The Company classifies its financial assets into the following measurement categories:

1. Debt instruments at amortised cost
2. Debt instruments at fair value through other comprehensive income (FVTOCI).
3. Debt instruments, derivatives and equity instruments at fair value through profit or loss (FVTPL).
4. Equity instruments measured at fair value through other comprehensive income FVTOCI.

The classification depends on the contractual terms of the financial assets' cash flows and the Company's business model for managing financial assets which are explained below:

#### Business model assessment

The Company determines its business model at the level that best reflects how it manages groups of financial assets to achieve its business objective.

The Company's business model is not assessed on an instrument-by-instrument basis, but at a higher level of aggregated portfolios and is based on observable factors such as:

- ▶ How the performance of the business model and the financial assets held within that business model are evaluated and reported to the entity's key management personnel
- ▶ The risks that affect the performance of the business model (and the financial assets held within that business model) and the way those risks are managed
- ▶ How managers of the business are compensated (for example, whether the compensation is based on the fair value of the assets managed or on the contractual cash flows collected)
- ▶ The expected frequency, value and timing of sales are also important aspects of the Company's assessment. The business model assessment is based on reasonably expected scenarios without taking 'worst case' or 'stress case' scenarios into account. If cash flows after initial recognition are realised in a way that is different from the Company's original expectations, the Company does not change the classification of the remaining financial assets held in that business model, but incorporates such information when assessing newly originated or newly purchased financial assets going forward.

#### The SPPI test

As a second step of its classification process, the Company assesses the contractual terms of financial assets to identify whether they meet the SPPI test.

'Principal' for the purpose of this test is defined as the fair value of the financial asset at initial recognition and may change over the life of the financial asset (for example, if there are repayments of principal or amortisation of the premium/discount).

In making this assessment, the Company considers whether the contractual cash flows are consistent with a basic lending arrangement i.e. interest includes only consideration for the time value of money, credit risk, other basic lending risks and a profit margin that is consistent with a basic lending arrangement. Where the contractual terms introduce exposure to risk or volatility that are inconsistent with a basic lending arrangement, the related financial asset is classified and measured at fair value through profit or loss.

The Company classifies its financial liabilities at amortised costs unless it has designated liabilities at fair value through the profit and loss account or is required to measure liabilities at fair value through profit or loss such as derivative liabilities.

#### **1.1.3. Financial assets measured at amortised cost**

A 'debt instrument' is measured at amortised cost if both the following conditions are met:

- a. The financial asset is held within a business model with the objective to hold financial assets to collect contractual cash flows and
- b. The contractual terms of the financial asset give rise on specified dates to cash flows that are solely payments of principal and interest (SPPI) on the principal amount outstanding.

After initial measurement at fair value plus directly attributable costs, these financial assets are subsequently measured at amortised cost using the effective interest rate (EIR) method. Amortised cost is calculated by considering any discount or premium on acquisition and fees or costs that are an integral part of the EIR. The EIR amortisation is included in interest income in the profit or loss. The losses arising from impairment are recognised in the Statement of Profit and Loss. Any gain or loss on derecognition is also recognised in statement of profit and loss.

#### **1.1.4. Financial assets measured at fair value through other comprehensive income**

A 'debt instrument' is measured at fair value through other comprehensive income if both the following conditions are met:

- a. The financial asset is held within a business model with the objective to hold financial assets to collect contractual cash flows and selling the assets and
- b. The contractual terms of the financial asset give rise on specified dates to cash flows that are solely payments of principal and interest (SPPI) on the principal amount outstanding

Debt instruments included within the FVOCI category are measured at each reporting date at fair value with such changes being recognised in other comprehensive income (OCI). The interest income on these assets is recognised in profit or loss. Impairment losses or reversals, interest revenue and foreign exchange gains and losses are recognised in profit and loss. Upon disposal, the cumulative gain or loss previously recognised in other comprehensive income is reclassified from equity to the income statement.

#### **1.1.5. Financial Instrument measured at fair value through profit or loss**

Any debt instrument, which does not meet the criteria for categorization as at amortized cost or as FVTOCI, is classified as at FVTPL. In addition, debt instruments that meet the amortised cost criteria or the FVTOCI criteria but are designated as at FVTPL are measured at FVTPL.

A financial asset that meets the amortised cost criteria or debt instruments that meet the FVOCI criteria may be designated as at FVTPL upon initial recognition, if such designation eliminates or significantly reduces a measurement or recognition inconsistency that would arise from measuring assets or liabilities or recognising the gains and losses on them on different bases.

Company's investment is classified as FVTPL, if it is acquired or incurred principally for the purpose of selling or repurchasing in the near term, or forms part of a portfolio of financial instruments that are managed together and for which there is evidence of short-term profit taking.

Financial instruments held at fair value through profit or loss, are initially recognised at fair value, with transaction costs recognised in the income statement as incurred. Subsequently, they are measured at fair value and any gains or losses are recognised in the income statement as they arise.

#### **1.1.6. Equity instruments**

The Company subsequently measures investment in equity investments at fair value through profit or loss, unless the Company's management has elected to classify irrevocably some of its equity investments as equity instruments at FVOCI, when such instruments meet the definition of Equity under Ind AS 32 *Financial Instruments: Presentation* and are not held for trading. Such classification is determined on an instrument-by-instrument basis.

Gains and losses on these equity instruments classified at FVOCI are never recycled to profit or loss. Dividends are recognised in profit or loss as dividend income when the right of the payment has been established, except when the Company benefits from such proceeds as a recovery of part of the cost of the instrument, in which case, such gains are recorded in OCI.

#### **3.3.1 Financial Liabilities**

##### Initial Measurement

All financial liabilities are initially recognised at fair value. Transaction cost that are directly attributable to the acquisition or the issue of financial liability, which are not at fair value through profit or loss, are adjusted to fair value at initial recognition.

##### Subsequent Measurement

Financial liabilities are subsequently carried at amortized cost using the effective interest method.

#### **3.4 Derecognition of financial assets and liabilities**

##### **3.4.1 Financial Asset**

A financial asset (or, where applicable, a part of a financial asset or part of a group of similar financial assets) is derecognised when the rights to receive cash flows from the financial asset have expired. The Company also derecognises the financial asset if it has both transferred the financial asset and the transfer qualifies for derecognition.

The Company has transferred the financial asset if, and only if, either:

- a) The Company has transferred its contractual rights to receive cash flows from the financial asset or
- b) It retains the rights to the cash flows, but has assumed an obligation to pay the received cash flows in full without material delay to a third party under a 'pass-through' arrangement

Pass-through arrangements are transactions whereby the Company retains the contractual rights to receive the cash flows of a financial asset (the 'original asset'), but assumes a contractual obligation to pay those cash flows to one or more entities (the 'eventual recipients'), when all of the following three conditions are met:

- ▶ The Company has no obligation to pay amounts to the eventual recipients unless it has collected equivalent amounts from the original asset, excluding short-term advances with the right to full recovery of the amount lent plus accrued interest at market rates
- ▶ The Company cannot sell or pledge the original asset other than as security to the eventual recipients
- ▶ The Company has to remit any cash flows it collects on behalf of the eventual recipients without material delay. In addition, the Company is not entitled to reinvest such cash flows, except for investments in cash or cash equivalents including interest earned, during the period between the collection date and the date of required remittance to the eventual recipients.

A transfer only qualifies for derecognition if either:

- ▶ The Company has transferred substantially all the risks and rewards of the asset or,
  - ▶ The Company has neither transferred nor retained substantially all the risks and rewards of the asset, but has transferred control of the asset
- 
- ▶ The Company considers control to be transferred if and only if, the transferee has the practical ability to sell the asset in its entirety to an unrelated third party and is able to exercise that ability unilaterally and without imposing additional restrictions on the transfer.

When the Company has neither transferred nor retained substantially all the risks and rewards and has retained control of the asset, the asset continues to be recognised only to the extent of the Company's continuing involvement, in which case, the Company also recognises an associated liability. The transferred asset and the associated liability are measured on a basis that reflects the rights and obligations that the Company has retained.

### **3.4.2 Financial Liability**

A financial liability is derecognised when the obligation under the liability is discharged, cancelled or expires. Where an existing financial liability is replaced by another from the same lender on substantially different terms, or the terms of an existing liability are substantially modified, such an exchange or modification is treated as de recognition of the original liability and the recognition of a new liability. The difference between the carrying value of the original financial liability and the consideration paid is recognised in profit or loss.

### **3.5 Offsetting**

Financial assets and financial liabilities are generally reported gross in the balance sheet. Financial assets and liabilities are offset, and the net amount is presented in the balance sheet when the Company has a legal right to offset the amounts and intends to settle on a net basis or to realise the asset and settle the liability simultaneously in all the following circumstances:

- a. The normal course of business
- b. The event of default
- c. The event of insolvency or bankruptcy of the Company and/or its counter parties.

### 3.6 Impairment of financial assets

#### 3.6.1 Overview of the Expected Credit Loss (ECL) principles

The Company has created provisions on all financial assets except for financial assets classified as FVTPL, based on the expected credit loss method.

The ECL provision is based on the credit losses expected to arise over the life of the asset (the lifetime expected credit loss), unless there has been no significant increase in credit risk since origination, in which case, the allowance is based on the 12 months' expected credit loss. The 12-month ECL is the portion of Lifetime ECL that represent the ECLs that result from default events on financial assets that are possible within the 12 months after the reporting date.

The Company performs an assessment, at the end of each reporting period, of whether a financial instrument's credit risk has increased significantly since initial recognition, by considering the change in the risk of default occurring over the remaining life of the financial instrument.

Based on the above process, the Company categorises its loans into three stages as described below:

##### For non-impaired financial instruments

- Stage 1 is comprised of all non-impaired financial instruments which have not experienced a significant increase in credit risk (SICR) since initial recognition. A 12-month ECL provision is made for stage 1 financial instruments. In assessing whether credit risk has increased significantly, the Company compares the risk of a default occurring on the financial instrument as at the reporting date, with the risk of a default occurring on the financial instrument as at the date of initial recognition.
- Stage 2 is comprised of all non-impaired financial instruments which have experienced a SICR since initial recognition. The Company recognises lifetime ECL for stage 2 financial instruments. In subsequent reporting periods, if the credit risk of the financial instrument improves such that there is no longer a SICR since initial recognition, then entities recognize 12 months of ECL.

##### For impaired financial instruments:

Financial instruments are classified as stage 3 when there is objective evidence of impairment as a result of one or more loss events that have occurred after initial recognition with a negative impact on the estimated future cash flows of a loan or a portfolio of loans. The Company recognises lifetime ECL for impaired financial instruments.

#### 3.6.2 The calculation of ECLs

The mechanics of the ECL calculations are outlined below and the key elements are, as follows:

**Probability of Default (PD)** - The Probability of Default is an estimate of the likelihood of default over a given time horizon.

The Company uses historical information where available to determine PD. Considering the different products and schemes, the Company has bifurcated its loan portfolio into various pools. PD is calculated using Incremental NPA approach considering fresh slippage using historical information.



**Exposure at Default (EAD)** - The Exposure at Default is an estimate of the exposure at a future default date, considering expected changes in the exposure after the reporting date, including repayments of principal and interest, whether scheduled by contract or otherwise, expected drawdowns on committed facilities, and accrued interest from missed payments.

**Loss Given Default (LGD)** – The Loss Given Default is an estimate of the loss arising in the case where a default occurs at a given time. It is based on the difference between the contractual cash flows due and those that the lender would expect to receive.

#### **Forward looking information**

While estimating the expected credit losses, the Company reviews macro-economic developments occurring in the economy and market it operates in. On a periodic basis, the Company analyses if there is any relationship between key economic trends like GDP, unemployment rates, benchmark rates set by the Reserve Bank of India, inflation etc. with the estimate of PD, LGD determined by the Company based on its internal data. While the internal estimates of PD, LGD rates by the Company may not be always reflective of such relationships, temporary overlays, if any, are embedded in the methodology to reflect such macro-economic trends reasonably.

#### **Write-offs**

Loans are written off (either partially or in full) when there is no realistic prospect of recovery. This is generally the case when it is determined that the customer does not have assets or sources of income that could generate sufficient cash flows to repay the amounts subjected to write-offs. Any subsequent recoveries against such loans are credited to the statement of profit and loss.

#### **Collateral**

To mitigate its credit risks on financial assets, the Company seeks to use collateral, where possible. The collateral comes in various forms, such as gold, securities, letters of credit/guarantees, stock, current asset etc. However, the fair value of collateral affects the calculation of ECLs. The fair value of the same is based on data provided by third party or management judgements.

#### **Impairment of Trade receivables**

The Company follows 'simplified approach' for recognition of impairment loss allowance on trade receivables. The Company uses a provision matrix to determine impairment loss allowance on portfolio of its trade receivables. The provision matrix is based on its historically observed default rates over the expected life of the trade receivables.

### **3.7 Determination of fair value**

The Company measures financial instruments, such as, investments at fair value at each balance sheet date.

Fair value is the price that would be received to sell an asset or paid to transfer a liability in an orderly transaction between market participants at the measurement date. The fair value measurement is based on the presumption that the transaction to sell the asset or transfer the liability takes place either:

- i. In the principal market for the asset or liability, or
- ii. In the absence of a principal market, in the most advantageous market for the asset or liability

The principal or the most advantageous market must be accessible by the Company.

The fair value of an asset or a liability is measured using the assumptions that market participants would use when pricing the asset or liability, if market participants act in their economic best interest.

A fair value measurement of a non-financial asset considers a market participant's ability to generate economic benefits by using the asset in its highest and best use or by selling it to another market participant that would use the asset in its highest and best use.

The Company uses valuation techniques that are appropriate in the circumstances and for which enough data are available to measure fair value, maximising the use of relevant observable inputs and minimising the use of unobservable inputs.

The financial instruments are classified based on a hierarchy of valuation techniques, as summarised below:

Level 1 financial instruments – Those where the inputs used in the valuation are unadjusted quoted prices from active markets for identical assets or liabilities that the Company has access to at the measurement date. The Company considers markets as active only if there are sufficient trading activities with regards to the volume and liquidity of the identical assets or liabilities and when there are binding and exercisable price quotes available on the balance sheet date.

Level 2 financial instruments – Those where the inputs that are used for valuation and are significant, are derived from directly or indirectly observable market data available over the entire period of the instrument's life. Such inputs include quoted prices for similar assets or liabilities in active markets, quoted prices for identical instruments in inactive markets and observable inputs other than quoted prices such as interest rates and yield curves, implied volatilities, and credit spreads. In addition, adjustments may be required for the condition or location of the asset or the extent to which it relates to items that are comparable to the valued instrument. However, if such adjustments are based on unobservable inputs which are significant to the entire measurement, the Company will classify the instruments as Level 3.

Level 3 financial instruments – Those that include one or more unobservable input that is significant to the measurement as whole.

### **3.8 Foreign Currency translation**

Transactions in foreign currencies are initially recorded in the functional currency at the spot rate of exchange ruling at the date of the transaction. However, for practical reasons, the Company uses an average rate if the average approximates the actual rate at the date of the transaction.

Monetary assets and liabilities denominated in foreign currencies are retranslated into the functional currency at the spot rate of exchange at the reporting date. All differences arising on non-trading activities are taken to other income/expense in the statement of profit and loss.

Non-monetary items that are measured at historical cost in a foreign currency are translated using the spot exchange rates as at the date of recognition.

### **3.9 Finance cost**

Finance costs represents Interest expense recognised by applying the Effective Interest Rate (EIR) to the gross carrying amount of financial liabilities other than financial liabilities classified as FVTPL.

Interest expense includes issue costs that are initially recognized as part of the carrying value of the financial liability and amortized over the expected life using the effective interest method. These include fees and commissions payable to advisers and other expenses such as external legal costs, provided these are incremental costs that are directly related to the issue of a financial liability. Interest accrued on lease liability recognized and measured in accordance with Ind AS 116 “Leases” also forms part of Finance cost, post transition to Ind AS 116, with effect from April 1, 2019.

### 3.10 Other income and expenses

All Other income and expense are recognized in the period they occur.

### 3.11 Cash and cash equivalents

Cash and cash equivalent in the balance sheet comprise cash at banks and on hand, short-term deposits with an original maturity of three months or less and forex balances, which are subject to an insignificant risk of changes in value.

For the purpose of the statement of cash flows, cash and cash equivalents consist of cash and short-term deposits, as defined above, net of outstanding bank overdrafts, if any, as they are considered an integral part of the Company’s cash management.

### 3.12 Property, plant and equipment

Property, plant and equipment (PPE) are measured at cost less accumulated depreciation and accumulated impairment, (if any). The total cost of assets comprises its purchase price, freight, duties, taxes and any other incidental expenses directly attributable to bringing the asset to the location and condition necessary for it to be capable of operating in the manner intended by the management.

Changes in the expected useful life are accounted for by changing the amortisation period or methodology, as appropriate, and treated as changes in accounting estimates.

Subsequent expenditure related to an item of tangible asset are added to its gross value only if it increases the future benefits of the existing asset, beyond its previously assessed standards of performance and cost can be measured reliably. Other repairs and maintenance costs are expensed off as and when incurred.

#### 3.12.1 Depreciation

Tangible assets are stated at historical cost less accumulated depreciation. Cost comprises the purchase price and any attributable cost of bringing the asset to its working condition for its intended use.

Depreciation is charged based on a review by the management during the year and at the rates derived based on the useful lives of the assets as specified in Schedule II of the Companies Act, 2013 on Straight Line Method. The estimated useful lives are as follows:

| Particulars            | Useful life   |
|------------------------|---------------|
| Buildings              | 60 years      |
| Computer               | 3 years       |
| Furniture and Fixtures | 5 to 30 years |

| Particulars         | Useful life   |
|---------------------|---------------|
| Plant and Equipment | 5 to 20 years |
| Vehicles            | 5 to 8 years  |
| Windmill            | 22 years      |
| Office equipment    | 15 years      |

The residual values, useful lives and methods of depreciation of property, plant and equipment are reviewed at each financial year end and adjusted prospectively, if appropriate.

Property plant and equipment is derecognised on disposal or when no future economic benefits are expected from its use. Any gain or loss arising on derecognition of the asset (calculated as the difference between the net disposal proceeds and the carrying amount of the asset) is recognised in other income / expense in the statement of profit and loss in the year the asset is derecognised. The date of disposal of an item of property, plant and equipment is the date the recipient obtains control of that item in accordance with the requirements for determining when a performance obligation is satisfied in Ind AS 115.

### 3.13 Intangible assets

The Company's intangible assets consist of computer software.

An intangible asset is recognised only when its cost can be measured reliably and it is probable that the expected future economic benefits that are attributable to it will flow to the Company.

Intangible assets acquired separately are measured on initial recognition at cost. The cost of an intangible asset comprises its purchase price and any directly attributable expenditure on making the asset ready for its intended use and net of any trade discounts and rebates. Following initial recognition, intangible assets are carried at cost less any accumulated amortisation and any accumulated impairment losses.

Intangible assets are amortised using the Written down value method to write down the cost of intangible assets to their residual values over their estimated useful lives. Intangible assets comprising of software are amortised on a Written down value basis over a period of 3 years keeping residual value 5%.

Gains or losses from derecognition of intangible assets are measured as the difference between the net disposal proceeds and the carrying amount of the asset are recognised in the Statement of Profit and Loss when the asset is derecognised.

### 3.14 Investment Property

Properties, held to earn rentals and/or capital appreciation are classified as investment property and measured and reported at cost, including transaction costs, borrowing cost and other directly attributable cost in bringing the asset to its working condition for its intended use. Subsequent expenditure is capitalized to the assets carrying amount only when it is probable that the future economic benefit associated with the expenditure will flow to the company.

An investment property is derecognised upon disposal or when the investment property is permanently withdrawn from use and no future economic benefits are expected from the disposal. Any gain or loss arising on derecognition of property is recognised in the Statement of Profit and Loss in the same period.

The fair value of investment property is disclosed in the notes accompanying these financial statements. Fair value has been determined by an independent valuer who holds a recognised and relevant professional qualification and has recent experience in the location and category of the investment property being valued.

### **3.15 Impairment of non-financial assets**

The Company's assesses, at each reporting date, whether there is an indication that an asset may be impaired. If any indication exists, or when annual impairment testing for an asset is required, the Company estimates the asset's recoverable amount. An asset's recoverable amount is the higher of an asset's or cash-generating unit's (CGU) fair value less costs of disposal and its value in use. Recoverable amount is determined for an individual asset, unless the asset does not generate cash inflows that are largely independent of those from other assets or groups of assets. When the carrying amount of an asset or CGU exceeds its recoverable amount, the asset is considered impaired and is written down to its recoverable amount.

In assessing value in use, the estimated future cash flows are discounted to their present value using a pre-tax discount rate that reflects current market assessments of the time value of money and the risks specific to the asset. In determining fair value less costs of disposal, recent market transactions are considered. If no such transactions can be identified, an appropriate valuation model is used. These calculations are corroborated by valuation multiples, quoted share prices for publicly traded companies or other available fair value indicators.

An assessment is made at each reporting date to determine whether there is an indication that previously recognised impairment losses no longer exist or have decreased. If such indication exists, the Company estimates the asset's or CGU's recoverable amount. A previously recognised impairment loss is reversed only if there has been a change in the assumptions used to determine the asset's recoverable amount since the last impairment loss was recognised. The reversal is limited so that the carrying amount of the asset does not exceed its recoverable amount, nor exceed the carrying amount that would have been determined, net of depreciation, had no impairment loss been recognised for the asset in prior years. Such reversal is recognised in the statement of profit or loss unless the asset is carried at a revalued amount, in which case, the reversal is treated as a revaluation increase.

### **3.16 Post-employment benefits**

#### **3.16.1 Defined contribution schemes**

Contributions to the Employees Provident Fund Scheme maintained by the Central Government, Employee State Insurance Corporation (ESIC) etc. are accounted for on an accrual basis. Retirement benefit in the form of provident fund is a defined contribution scheme.

The company has no obligation, other than the contribution payable under the schemes. The company recognizes contribution payable to the provident fund scheme / ESIC as expenditure, when an employee renders the related service. If the contribution payable to the scheme / ESIC for service received before the balance sheet date exceeds the contribution already paid, the deficit payable to the scheme is recognized as a liability after deducting the contribution already paid. If the contribution already paid exceeds the contribution due for services received before the balance sheet date, then excess is recognized as an asset.

### **3.16.2 Defined Benefit schemes**

#### *Gratuity*

The Company provides for gratuity covering eligible employees under which a lumpsum payment is paid to vested employees at retirement, death, incapacitation or termination of employment, of an amount reckoned on the respective employee's salary and his tenor of employment with the Company. The Company accounts for its liability for future gratuity benefits based on actuarial valuation determined at each Balance Sheet date by an Independent Actuary using Projected Unit Credit Method. The Company makes contributions to a Gratuity Fund administered by the Life Insurance Corporation of India.

The obligation is measured at the present value of the estimated future cash flows. The discount rates used for determining the present value of the obligation under defined benefit plan are based on the market yields on Government Securities as at the Balance Sheet date.

An actuarial valuation involves making various assumptions that may differ from actual developments in the future. These include the determination of the discount rate, future salary increases and mortality rates. Due to the complexities involved in the valuation and its long-term nature, these liabilities are highly sensitive to changes in these assumptions. All assumptions are reviewed at each reporting date.

Re-measurement, comprising of actuarial gains and losses (excluding amounts included in net interest on the net defined benefit liability), are recognized immediately in the balance sheet with a corresponding debit or credit to retained earnings through OCI in the period in which they occur. Re-measurements are not reclassified to profit and loss in subsequent periods.

### **3.17 Provisions**

Provisions are recognised when the enterprise has a present obligation (legal or constructive) as a result of past events, and it is probable that an outflow of resources embodying economic benefits will be required to settle the obligation, and a reliable estimate can be made of the amount of the obligation.

When the effect of the time value of money is material, the enterprise determines the level of provision by discounting the expected cash flows at a pre-tax rate reflecting the current rates specific to the liability. The expense relating to any provision is presented in the statement of profit and loss net of any reimbursement.

### **3.18 Taxes**

Income tax expense represents the sum of current tax and deferred tax.

### 3.18.1 Current Tax

Current tax is the amount of income taxes payable in respect of taxable profit for a period. Taxable profit differs from 'profit before tax' as reported in the Statement of Profit and Loss because of items of income or expense that are taxable or deductible in other years and items that are never taxable or deductible in accordance with applicable tax laws.

Interest income / expenses and penalties, if any, related to income tax are included in current tax expense. The tax rates and tax laws used to compute the amount are those that are enacted, or substantively enacted, by the end of reporting date in India where the Company operates and generates taxable income.

Current income tax relating to items recognised outside profit or loss is recognised outside profit or loss (either in other comprehensive income or in equity). Current tax items are recognised in correlation to the underlying transaction either in OCI or directly in equity. Management periodically evaluates positions taken in the tax returns with respect to situations in which applicable tax regulations are subject to interpretation and establishes provisions where appropriate.

### 3.18.2 Deferred tax

Deferred tax assets and liabilities are recognised for temporary differences arising between the tax bases of assets and liabilities and their carrying amounts. Deferred income tax is determined using tax rates (and laws) that have been enacted or substantively enacted by the reporting date and are expected to apply when the related deferred income tax asset is realised or the deferred income tax liability is settled.

Deferred tax assets are only recognised for temporary differences, unused tax losses and unused tax credits if it is probable that future taxable amounts will arise to utilise those temporary differences and losses. Deferred tax assets are reviewed at each reporting date and are reduced to the extent that it is no longer probable that the related tax benefit will be realised.

Deferred tax relating to items recognised outside profit and loss is recognised either in other comprehensive income or in equity. Deferred tax items are recognised in correlation to the underlying transaction either in OCI or directly in equity.

Deferred tax assets and liabilities are offset where there is a legally enforceable right to offset current tax assets and liabilities and they relate to income taxes levied by the same tax authority on the same taxable entity, or on different tax entities, but they intend to settle current tax liabilities and assets on a net basis or their tax assets and liabilities are realised simultaneously.

### 3.18.3 Goods and services tax /value added taxes paid on acquisition of assets or on incurring expenses

Expenses and assets are recognised net of the goods and services tax/value added taxes paid, except:

- i. When the tax incurred on a purchase of assets or services is not recoverable from the taxation authority, in which case, the tax paid is recognised as part of the cost of acquisition of the asset or as part of the expense item, as applicable
- ii. When receivables and payables are stated with the amount of tax included

The net amount of tax recoverable from and / or payable to, the taxation authority is included as part of receivables or payables respectively in the balance sheet.

### 3.19 Contingent Liabilities and assets

A contingent liability is a possible obligation that arises from past events whose existence will be confirmed by the occurrence or non-occurrence of one or more uncertain future events beyond the control of the Company or a present obligation that is not recognized because it is not probable that an outflow of resources will be required to settle the obligation. A contingent liability also arises in extremely rare cases where there is a liability that cannot be recognized because it cannot be measured reliably. The Company does not recognize a contingent liability but discloses its existence in the financial statements.

A contingent asset is a possible asset that arises from past events and whose existence will be confirmed only by the occurrence or non-occurrence of one or more uncertain future events not wholly within the control of the entity. The company does not have any contingent assets in the financial statements.

### 3.20 Earnings Per Share

The Company reports basic and diluted earnings per share in accordance with Ind AS 33 on Earnings per share. Basic EPS is calculated by dividing the net profit or loss for the year attributable to equity shareholders (after deducting preference dividend and attributable taxes) by the weighted average number of equity shares outstanding during the year.

For calculating diluted earnings per share, the net profit or loss for the year attributable to equity shareholders and the weighted average number of shares outstanding during the year are adjusted for the effects of all dilutive potential equity shares. Dilutive potential equity shares are deemed converted as of the beginning of the period, unless they have been issued at a later date. In computing the dilutive earnings per share, only potential equity shares that are dilutive and that either reduces the earnings per share or increases loss per share are included.

### 3.21 Dividends on ordinary shares

The Company recognises a liability to make cash or non-cash distributions to equity holders of the Company when the distribution is authorised and the distribution is no longer at the discretion of the Company. As per the corporate laws in India, a distribution is authorised when it is approved by the shareholders. A corresponding amount is recognised directly in equity.

Non-cash distributions are measured at the fair value of the assets to be distributed with fair value re-measurement recognised directly in equity.

Upon distribution of non-cash assets, any difference between the carrying amount of the liability and the carrying amount of the assets distributed is recognised in the statement of profit and loss.

### 3.22 Leases

The determination of whether an arrangement is a lease, or contains a lease, is based on the substance of the arrangement and requires an assessment of whether the fulfilment of the arrangement is dependent on the use of a specific asset or assets or whether the arrangement conveys a right to use the asset.



Prior to April 1, 2019

*Company as a lessee*

Leases that do not transfer to the Company substantially all the risks and benefits incidental to ownership of the leased assets are operating leases. Operating lease payments are recognised as an expense in the statement of profit and loss on a straight-line basis over the lease term, unless the increase is in line with expected general inflation, in which case lease payments are recognised based on contractual terms. Contingent rental payable is recognised as an expense in the period in which it is incurred.

*Company as a lessor*

Leases where the Company does not transfer substantially all the risks and benefits incidental to ownership of the leased items are operating leases. Rental Income arising from operating leases is accounted for on a straight-line basis over the lease terms and is included in rental income in the statement of profit and loss, unless the increase is in line with expected general inflation, in which case lease income is recognised based on contractual terms. Initial direct costs incurred in negotiating operating leases are added to the carrying amount of the leased asset and recognised over the lease term on the same basis as rental income.

Transition to Ind AS 116 with effect from April 1, 2019

The Ministry of Corporate Affairs ("MCA") through Companies (Indian Accounting Standards) Amendment Rules, 2019 and Companies (Indian Accounting Standards) Second Amendment Rules, has notified Ind AS 116 Leases which replaces the existing lease standard, Ind AS 17 Leases, and other interpretations. Ind AS 116 sets out the principles for recognition, measurement, presentation and disclosure of leases for both lessees and lessors. It introduces single, on-balance sheet lease accounting model for leases.

The Company has adopted Ind AS 116, effective annual reporting period beginning April 1, 2019, using modified retrospective approach and accordingly previous period information has not been reinstated.

*Company as a lessee*

The Company's lease asset class consists of building, equipment and vehicles. The Company assesses whether a contract contains a lease, at inception of a contract. A contract is, or contains, a lease if the contract conveys the right to control the use of an identified asset for a period of time in exchange for consideration. The Company has, at the date of transition, recognized a right-of use asset and a corresponding lease liability for all lease arrangements in which it is a lessee, except for leases with a term of twelve months or less (short term lease) and low value assets. For these short-term and low value leases, the Company recognizes the lease payments as an operating expense on a straight line basis over the term of the lease.

The right-of-use assets are recognized at cost, which comprises the present value of the lease liability as at the date of transition. Right-of-use assets are depreciated on a straight-line basis over the shorter of the balance lease term and useful life of the underlying asset. The lease liability is initially measured at amortised cost at the present value of the future lease payments. The lease payments are discounted using the interest rate implicit on the lease or, if not readily determinable, using the incremental borrowing rates. Interest accrued on lease liability and lease payments made, are subsequently adjusted to the initial recognition of lease liability.

On application of Ind AS 116, the nature of expenses has changed from lease rent in previous periods to depreciation cost for the right-to-use asset, and finance cost for interest accrued on lease liability. For leases that were classified as finance lease applying Ind AS 17, the carrying amount of the right-of-use asset and the lease liability at the date of transition to Ind AS 116 is the carrying amount of the lease asset and the lease liability on the transition date as measured applying Ind AS 17.

*Company as a lessor*

Leases where the Company does not transfer substantially all the risks and benefits incidental to ownership of the leased items are operating leases. Rental Income arising from operating leases is accounted for on a straight-line basis over the lease terms and is included in rental income in the statement of profit and loss.

### **3.23 Cash flow statement**

Cash flows are reported using indirect method, whereby net profits before tax is adjusted for the effects of transactions of a non-cash nature and any deferrals or accruals of past or future cash receipts or payments and items of income or expenses associated with investing or financing cash flows. The cash flows from regular revenue generating (operating activities), investing and financing activities of the Company are segregated.

## **4 Significant accounting judgements, estimates and assumptions**

The preparation of financial statements in conformity with the Ind AS requires the management to make judgments, estimates and assumptions that affect the reported amounts of revenues, expenses, assets and liabilities and the accompanying disclosure and the disclosure of contingent liabilities, at the end of the reporting period. Estimates and underlying assumptions are reviewed on an ongoing basis. Revisions to accounting estimates are recognised in the period in which the estimates are revised and future periods are affected. Although these estimates are based on the management's best knowledge of current events and actions, uncertainty about these assumptions and estimates could result in the outcomes requiring a material adjustment to the carrying amounts of assets or liabilities in future periods.

In particular, information about significant areas of estimation, uncertainty and critical judgments in applying accounting policies that have the most significant effect on the amounts recognized in the financial statements is included in the following notes:

### **4.1 Business Model Assessment**

Classification and measurement of financial assets depends on the results of the SPPI and the business model test. The Company determines the business model at a level that reflects how groups of financial assets are managed together to achieve a business objective. This assessment includes judgement reflecting all relevant evidence including how the performance of the assets is evaluated and their performance measured, the risks that affect the performance of the assets and how these are managed and how the managers of the assets are compensated. The Company monitors financial assets measured at amortised cost or fair value through other comprehensive income that are derecognised prior to their maturity to understand the reason for their disposal and whether the reasons are consistent with the objective of the business for which the asset was held. Monitoring is part of the Company's continuous assessment of whether the business model for which the remaining financial assets are held continues to be appropriate and if it is not appropriate whether there has been a change in business model and so a prospective change to the classification of those assets.

#### **4.2 Defined employee benefit assets and liabilities**

The cost of the defined benefit gratuity plan and the present value of the gratuity obligation are determined using actuarial valuations. An actuarial valuation involves making various assumptions that may differ from actual developments in the future. These include the determination of the discount rate, future salary increases and mortality rates. Due to the complexities involved in the valuation and its long-term nature, a defined benefit obligation is highly sensitive to changes in these assumptions. All assumptions are reviewed at each reporting date.

#### **4.3 Fair value measurement:**

When the fair values of financial assets and financial liabilities recorded in the balance sheet cannot be measured based on quoted prices in active markets, their fair value is measured using various valuation techniques. The inputs to these models are taken from observable markets where possible, but where this is not feasible, a degree of judgment is required in establishing fair values. Judgments include considerations of inputs such as liquidity risk, credit risk and volatility. Changes in assumptions about these factors could affect the reported fair value of financial instruments.

#### **4.4 Impairment of financial assets**

The measurement of impairment losses across all categories of financial assets requires judgement the estimation of the amount and timing of future cash flows and collateral values when determining impairment losses and the assessment of a significant increase in credit risk. These estimates are driven by several factors, changes in which can result in different levels of allowances.

It has been the Company's policy to regularly review its models in the context of actual loss experience and adjust when necessary.

#### **4.5 Effective Interest Rate (EIR) method**

The Company's EIR methodology, recognises interest income / expense using a rate of return that represents the best estimate of a constant rate of return over the expected behavioural life of loans given / taken and recognises the effect of potentially different interest rates at various stages and other characteristics of the product life cycle (including prepayments and penalty interest and charges).

This estimation, by nature, requires an element of judgement regarding the expected behaviour and life-cycle of the instruments, as well expected changes to India's base rate and other fee income/expense that are integral parts of the instrument.

#### **4.6 Estimation of impairment allowance on financial assets amidst COVID-19 pandemic**

Estimates and associated assumptions, especially for determining the impairment allowance on financial assets, are based on historical experience and other emerging factors on account of the pandemic which may also have an effect on the expected credit loss. The Company believes that the factors considered are reasonable under the current circumstances. The Company has used indicators of moratorium and delayed repayment metrics observed along with an estimation of potential stress on probability of default and exposure at default due to COVID pandemic situation in developing the estimates and assumptions to assess the expected credit losses on loans. Given the dynamic nature of the pandemic situation, these estimates are subject to uncertainty and may be affected by the severity and duration of the pandemic.

**4.7 Other estimates:**

These include contingent liabilities, useful lives of tangible and intangible assets etc.

**MUTHOOT FINCORP LIMITED**
**ANNEXURE VI: NOTES TO REFORMATTED STANDALONE FINANCIAL STATEMENTS**
*(Rupees in lakhs, except for share data and unless otherwise stated)*
**5 Cash and cash equivalents**

| Particulars  | As at<br>30th September 2020 | As at<br>31st March 2020 | As at<br>31st March 2019 |
|--|------------------------------|--------------------------|--------------------------|
| Cash on hand   | 20,999.39                    | 3,775.76                 | 8,699.16                 |
| Balances with Banks  |                              |                          |                          |
| - in current accounts  | 1,28,717.51                  | 24,431.88                | 13,061.62                |
| - in deposit accounts having original maturity less than three months* | 3,275.34                     | 1,792.31                 | 3,095.33                 |
| Others   |                              |                          |                          |
| -Forex Balance   | 54.72                        | 17.32                    | 533.26                   |
| <b>Total</b>   | <b>1,53,046.96</b>           | <b>30,017.28</b>         | <b>25,389.37</b>         |

\* Includes earmarked balances of Rs.3,189.62 lakhs as at 30th September 2020 (31st March 2020 - Rs.1,756.15 lakhs, 31st March 2019 - Rs.3,058.82 lakhs) towards margin money, staff deposits & loan against deposit.

**6 Bank Balance other than above**

| Particulars  | As at<br>30th September 2020 | As at<br>31st March 2020 | As at<br>31st March 2019 |
|--|------------------------------|--------------------------|--------------------------|
| Deposit with original maturity for more than three months but less than twelve months* | 3,763.24                     | 984.69                   | 5,818.16                 |
| <b>Total</b>   | <b>3,763.24</b>              | <b>984.69</b>            | <b>5,818.16</b>          |

\* Includes earmarked balances of Rs.3,204.34 lakhs as at 30th September 2020 (31st March 2020 - Rs.397.63 lakhs, 31st March 2019 - Rs.5,026.39 lakhs) towards margin money, staff deposits & loan against deposit.

**7 Receivables**

| Particulars                                    | As at<br>30th September 2020 | As at<br>31st March 2020 | As at<br>31st March 2019 |
|--|------------------------------|--------------------------|--------------------------|
| <b>TRADE RECEIVABLES</b>                       |                              |                          |                          |
| <b>Receivables considered good - Unsecured</b> |                              |                          |                          |
| Receivables from Money Transfer business       | 346.42                       | 406.35                   | 1,160.57                 |
| Wind Mill income receivable                    | 2,680.43                     | 2,500.50                 | 1,627.07                 |
| Other Trade Receivables                        | 4.68                         | 12.03                    | 49.30                    |
| <b>Sub-Total</b>                               | <b>3,031.53</b>              | <b>2,918.88</b>          | <b>2,836.93</b>          |
| <b>Less: Allowances for Impairment Loss</b>    | <b>-</b>                     | <b>-</b>                 | <b>-</b>                 |
| <b>Total Net receivable</b>                    | <b>3,031.53</b>              | <b>2,918.88</b>          | <b>2,836.93</b>          |

Of the total receivables as above, the following pertains to receivables due from directors or other officers of the Company either severally or jointly with any other person or from firms or private companies respectively in which any director is a partner, a director or a member:

| Particulars   | As at<br>30th September 2020 | As at<br>31st March 2020 | As at<br>31st March 2019 |
|---|------------------------------|--------------------------|--------------------------|
| From Directors, relatives of Directors or Officers of the Company | -                            | 0.64                     | -                        |
| From firms in which any director is a partner                     | -                            | 0.12                     | 2.14                     |
| From Companies in which any director is a director or a member    | 4.68                         | 11.27                    | 40.97                    |
| <b>Total</b>  | <b>4.68</b>                  | <b>12.03</b>             | <b>43.10</b>             |

Trade receivables are non-interest bearing and are short-term in nature. These consist of receivable from government and other parties, and does not involve any credit risk.

**MUTHOOT FINCORP LIMITED**
**ANNEXURE VI: NOTES TO REFORMATTED STANDALONE FINANCIAL STATEMENTS**
*(Rupees in lakhs, except for share data and unless otherwise stated)*
**8 Loans (At amortised Cost)**

| Particulars  | As at<br>30th September<br>2020 | As at<br>31st March 2020 | As at<br>31st March 2019 |
|--|---------------------------------|--------------------------|--------------------------|
| <b>A.</b>  |                                 |                          |                          |
| Retail Loans                                       | 15,63,834.15                    | 13,76,664.30             | 11,71,199.48             |
| High Value Loans                                   | 36,585.40                       | 37,293.34                | 37,575.96                |
| Staff Loan   | 51.82                           | 55.26                    | 63.31                    |
| <b>Total</b>                                       | <b>16,00,471.38</b>             | <b>14,14,012.90</b>      | <b>12,08,838.75</b>      |
| Less: Impairment loss allowance                    | (25,481.65)                     | (22,210.84)              | (20,369.35)              |
| <b>Total (A) - Net</b>                             | <b>15,74,989.73</b>             | <b>13,91,802.06</b>      | <b>11,88,469.41</b>      |
| <b>B.</b>  |                                 |                          |                          |
| <b>I) Secured by tangible assets</b>               |                                 |                          |                          |
| Retail Loans                                       | 15,55,127.18                    | 13,64,215.87             | 10,93,652.13             |
| High Value Loans                                   | 36,295.40                       | 35,638.55                | 36,080.80                |
| <b>II) Secured by intangible assets</b>            |                                 |                          |                          |
| <b>Total (I) - Gross</b>                           | <b>15,91,422.58</b>             | <b>13,99,854.42</b>      | <b>11,29,732.93</b>      |
| Less : Impairment loss allowance                   | (24,082.64)                     | (20,919.20)              | (15,908.72)              |
| <b>Total (I) - Net</b>                             | <b>15,67,339.95</b>             | <b>13,78,935.22</b>      | <b>11,13,824.21</b>      |
| <b>II) Covered by Bank / Government Guarantees</b> | -                               | -                        | -                        |
| <b>III) Unsecured</b>                              |                                 |                          |                          |
| Retail Loans                                       | 8,706.97                        | 12,448.43                | 77,547.35                |
| High Value Loans                                   | 290.00                          | 1,654.79                 | 1,495.16                 |
| Staff Loan   | 51.82                           | 55.26                    | 63.31                    |
| <b>Total (III) - Gross</b>                         | <b>9,048.79</b>                 | <b>14,158.48</b>         | <b>79,105.82</b>         |
| Less : Impairment loss allowance                   | (1,399.01)                      | (1,291.64)               | (4,460.63)               |
| <b>Total (III) - Net</b>                           | <b>7,649.78</b>                 | <b>12,866.84</b>         | <b>74,645.20</b>         |
| <b>Total (I+II+III) - Net</b>                      | <b>15,74,989.73</b>             | <b>13,91,802.06</b>      | <b>11,88,469.41</b>      |
| <b>C.</b>  |                                 |                          |                          |
| <b>I) Loans in India</b>                           |                                 |                          |                          |
| i) Public Sector                                   | -                               | -                        | -                        |
| ii) Others   | 16,00,471.38                    | 14,14,012.90             | 12,08,838.75             |
| <b>II) Loans outside India</b>                     |                                 |                          |                          |
| <b>Total (C) - Gross</b>                           | <b>16,00,471.38</b>             | <b>14,14,012.90</b>      | <b>12,08,838.75</b>      |
| Less: Impairment Loss Allowance                    | (25,481.65)                     | (22,210.84)              | (20,369.35)              |
| <b>Total (C)- Net</b>                              | <b>15,74,989.73</b>             | <b>13,91,802.06</b>      | <b>11,88,469.41</b>      |

(i) The Company extends loans to its customers against security of gold not exceeding 75% of the value of gold. Value of gold for this purpose is taken from the rates published by the Association of Gold Loan Companies (AGLOC). AGLOC publishes the value of gold based on the immediately preceding 30 days average price of 22 Carrot Gold published by Bombay Bullion Association. The loan amount provided against security of gold works out to 61.01% of the value of gold as on 30-09-2020 (As at 31st March 2020 - 60.61%, 31st March 2019 - 67.27%)

(ii) The Company's Percentage of Gold Loan to Total Assets is 73.40% as at 30th September, 2020 (As at 31st March 2020 - 73.90%, 31st March 2019 - 63.29%).

### Credit Quality of Assets

The table below shows the credit quality and the maximum exposure to credit risk based on the Company's internal credit rating system and year-end stage classification. The amounts presented are gross of impairment allowances. Details of the Company's internal grading system are discussed in Note 43.

| Particulars                  | 30-09-2020          |                  |                  |                     | 31-03-2020          |                  |                  |                     |
|------------------------------|---------------------|------------------|------------------|---------------------|---------------------|------------------|------------------|---------------------|
|                              | Stage 1             | Stage 2          | Stage 3          | Total               | Stage 1             | Stage 2          | Stage 3          | Total               |
| <b>Internal rating grade</b> |                     |                  |                  |                     |                     |                  |                  |                     |
| <b>Performing</b>            |                     |                  |                  |                     |                     |                  |                  |                     |
| High grade                   | 14,21,936.29        | -                | -                | 14,21,936.29        | 13,35,585.25        | -                | -                | 13,35,585.25        |
| Standard grade               | 47,310.63           | -                | -                | 47,310.63           | 31,924.57           | -                | -                | 31,924.57           |
| Sub-standard grade           | -                   | 30,400.16        | -                | 30,400.16           | -                   | 17,972.37        | -                | 17,972.37           |
| Past due but not impaired    | -                   | 28,656.80        | -                | 28,656.80           | -                   | 2,270.25         | -                | 2,270.25            |
| <b>Non- performing</b>       |                     |                  |                  |                     |                     |                  |                  |                     |
| Individually impaired        | -                   | -                | 72,167.50        | 72,167.50           | -                   | -                | 26,260.47        | 26,260.47           |
| <b>Total</b>                 | <b>14,69,246.92</b> | <b>59,056.96</b> | <b>72,167.50</b> | <b>16,00,471.38</b> | <b>13,67,509.82</b> | <b>20,242.61</b> | <b>26,260.47</b> | <b>14,14,012.90</b> |

| Particulars                  | 31-03-2019          |                  |                  |                     |
|------------------------------|---------------------|------------------|------------------|---------------------|
|                              | Stage 1             | Stage 2          | Stage 3          | Total               |
| <b>Internal rating grade</b> |                     |                  |                  |                     |
| <b>Performing</b>            |                     |                  |                  |                     |
| High grade                   | 10,67,669.57        | -                | -                | 10,67,669.57        |
| Standard grade               | 50,326.70           | -                | -                | 50,326.70           |
| Sub-standard grade           | -                   | 40,815.62        | -                | 40,815.62           |
| Past due but not impaired    | -                   | 18,307.51        | -                | 18,307.51           |
| <b>Non- performing</b>       |                     |                  |                  |                     |
| Individually impaired        | -                   | -                | 31,719.35        | 31,719.35           |
| <b>Total</b>                 | <b>11,17,996.27</b> | <b>59,123.13</b> | <b>31,719.35</b> | <b>12,08,838.75</b> |

An analysis of changes in the gross carrying amount and the corresponding ECL allowances in relation to receivables under financing activities is, as follows:

| Particulars  | 2020-21 H1          |                  |                  |                     | 2019-20             |                  |                  |                     |
|--|---------------------|------------------|------------------|---------------------|---------------------|------------------|------------------|---------------------|
|  | Stage 1             | Stage 2          | Stage 3          | Total               | Stage 1             | Stage 2          | Stage 3          | Total               |
| <b>Gross carrying amount opening balance</b>         | 13,67,509.82        | 20,242.61        | 26,260.47        | 14,14,012.90        | 11,17,996.27        | 59,123.13        | 31,719.35        | 12,08,838.75        |
| New assets originated or purchased                   | 18,23,325.09        | -                | -                | 18,23,325.09        | 32,60,072.11        | -                | -                | 32,60,072.11        |
| Assets derecognised or repaid (excluding write offs) | (14,03,380.60)      | (2,17,051.43)    | (16,434.59)      | (16,36,866.62)      | (27,04,741.41)      | (2,27,709.02)    | (1,17,536.53)    | (30,49,986.96)      |
| Assets written off during the period                 | -                   | -                | -                | -                   | -                   | -                | (4,911.00)       | (4,911.00)          |
| Transfers to Stage 1                                 | -                   | -                | -                | -                   | -                   | -                | -                | -                   |
| Transfers to Stage 2                                 | (2,56,107.80)       | 2,56,107.80      | -                | -                   | (1,88,871.79)       | 1,88,871.79      | -                | -                   |
| Transfers to Stage 3                                 | (62,099.59)         | (242.03)         | 62,341.62        | -                   | (1,16,945.36)       | (43.29)          | 1,16,988.65      | -                   |
| <b>Gross carrying amount closing balance</b>         | <b>14,69,246.92</b> | <b>59,056.96</b> | <b>72,167.50</b> | <b>16,00,471.38</b> | <b>13,67,509.82</b> | <b>20,242.61</b> | <b>26,260.47</b> | <b>14,14,012.90</b> |

| Particulars  | 2018-19             |                  |                  |                     |
|--|---------------------|------------------|------------------|---------------------|
|  | Stage 1             | Stage 2          | Stage 3          | Total               |
| <b>Gross carrying amount opening balance</b>         | 11,51,802.28        | 35,280.47        | 20,021.89        | 12,07,104.63        |
| New assets originated or purchased                   | 27,74,173.24        | -                | -                | 27,74,173.24        |
| Assets derecognised or repaid (excluding write offs) | (24,77,300.97)      | (1,89,556.10)    | (1,05,582.04)    | (27,72,439.12)      |
| Assets written off during the period                 | -                   | -                | -                | -                   |
| Transfers to Stage 1                                 | -                   | -                | -                | -                   |
| Transfers to Stage 2                                 | (2,13,491.84)       | 2,13,491.84      | -                | -                   |
| Transfers to Stage 3                                 | (1,17,186.43)       | (93.08)          | 1,17,279.51      | -                   |
| <b>Gross carrying amount closing balance</b>         | <b>11,17,996.27</b> | <b>59,123.13</b> | <b>31,719.35</b> | <b>12,08,838.75</b> |

**Reconciliation of ECL balance is given below:**

| Particulars   | 2019-20         |               |                  |                  | 2018-19         |               |                  |                  |
|---|-----------------|---------------|------------------|------------------|-----------------|---------------|------------------|------------------|
|   | Stage 1         | Stage 2       | Stage 3          | Total            | Stage 1         | Stage 2       | Stage 3          | Total            |
| ECL allowance - opening balance   | 4,385.50        | 134.16        | 17,691.18        | 22,210.84        | 2,566.53        | 215.10        | 17,587.72        | 20,369.35        |
| New assets originated or purchased  | 6,657.25        | -             | -                | 6,657.25         | 10,457.56       | -             | -                | 10,457.56        |
| Assets derecognised or repaid (excluding write offs)                            | (5,037.32)      | (642.25)      | (4,562.12)       | (10,241.68)      | (7,657.60)      | (1,333.17)    | (72,698.15)      | (81,688.92)      |
| Assets written off during the period  | -               | -             | -                | -                | -               | -             | (4,911.00)       | (4,911.00)       |
| Transfers to Stage 1  | -               | -             | -                | -                | -               | -             | -                | -                |
| Transfers to Stage 2  | (508.80)        | 508.80        | -                | -                | (605.86)        | 605.86        | -                | -                |
| Transfers to Stage 3  | (222.90)        | (0.72)        | 223.62           | -                | (375.13)        | (0.29)        | 375.42           | -                |
| Impact on year end ECLs of exposures transferred between stages during the year | -               | 174.75        | 6,680.49         | 6,855.24         | -               | 646.66        | 77,337.19        | 77,983.84        |
| <b>ECL allowance - closing balance</b>  | <b>5,273.74</b> | <b>174.75</b> | <b>20,033.17</b> | <b>25,481.65</b> | <b>4,385.50</b> | <b>134.16</b> | <b>17,691.18</b> | <b>22,210.84</b> |

| Particulars   | 2018-19         |               |                  |                  |
|---|-----------------|---------------|------------------|------------------|
|   | Stage 1         | Stage 2       | Stage 3          | Total            |
| ECL allowance - opening balance   | 3,409.00        | 93.96         | 14,227.50        | 17,730.46        |
| New assets originated or purchased  | 6,364.20        | -             | -                | 6,364.20         |
| Assets derecognised or repaid (excluding write offs)                            | (6,448.07)      | (655.25)      | (61,668.82)      | (68,772.14)      |
| Assets written off during the period  | -               | -             | -                | -                |
| Transfers to Stage 1  | -               | -             | -                | -                |
| Transfers to Stage 2  | (489.77)        | 489.77        | -                | -                |
| Transfers to Stage 3  | (268.84)        | (0.34)        | 269.18           | -                |
| Impact on year end ECLs of exposures transferred between stages during the year | -               | 286.96        | 64,759.86        | 65,046.82        |
| <b>ECL allowance - closing balance</b>  | <b>2,566.52</b> | <b>215.10</b> | <b>17,587.72</b> | <b>20,369.35</b> |



**Transferred financial assets that are derecognised in their entirety but where the Company has continuing involvement**

The Company has sold some loans and advances measured at amortised cost, as a source of finance. As per terms of the deal, risk and reward has been transferred to the customer. Hence, as per the derecognition criteria of IND AS 109, including transfer of substantially all risks and rewards relating to assets being transferred to the buyer being met, the assets have been derecognised. The table below summarises the carrying amount of the derecognised financial assets:

| Particulars                                      | As at<br>30th September<br>2020 | As at<br>31st March 2020 | As at<br>31st March 2019 |
|--|---------------------------------|--------------------------|--------------------------|
| Carrying amount of derecognised financial assets | 1,34,322.26                     | 1,75,389.25              | 1,76,709.55              |
| Gain/(loss) from derecognition                   | 11,286.78                       | 19,394.52                | 8,426.04                 |

**Transferred financial assets that are not derecognised in their entirety**

The Company uses securitisation as a source of finance. The Company securitised its gold loans to different entities. These entities are not related to the Company. Also, the Company neither holds any equity or other interest nor control them.

As per the terms of the agreement, the Company is exposed to first loss ranging to 6%-7% of the amount securitised and therefore continues to be exposed to significant risk and rewards relating to the underlying loans. These receivables are not derecognised and proceeds received are recorded as a financial liability under borrowings.

The table below outlines the carrying amounts and fair values of all financial assets transferred that are not derecognised in their entirety and associated liabilities.

| Particulars   | 30-Sep-20 | 31-Mar-20 | 31-Mar-19 |
|---|-----------|-----------|-----------|
| Carrying amount of assets re - recognised due to non transfer of assets | 2,862.80  | -         | 31,934.46 |
| Carrying amount of associated liabilities                               | 2,862.80  | -         | 31,934.46 |

The carrying amount of above assets and liabilities is a reasonable approximation of fair value.

**Interest in unconsolidated structured entity:**

These are entities which are not consolidated because the Company does not control them through voting rights, contract, funding agreements, or other means.

The following table describes the types of structured entities that the Company does not consolidate but in which it holds an interest.

| Type of Structured Entity        | Nature and Purpose   | Interest held by the Company  |
|----------------------------------|--|---|
| Securitisation Vehicle for loans | To generate<br>- funding for the Company's lending activities<br>- Spread through sale of assets to investors<br>- Fees for servicing loan | - Servicing fee<br>- Credit Enhancement provided by the Company<br>- Excess interest spread |

| <b>Particulars</b>   | <b>30-Sep-20</b> | <b>31-Mar-20</b> | <b>31-Mar-19</b> |
|--|------------------|------------------|------------------|
| Aggregate value of accounts sold to securitisation company | 9,996.74         | 37,247.41        | 99,089.21        |
| Aggregate consideration                                    | 9,996.74         | 37,247.41        | 99,089.21        |
| Quantum of credit enhancement in the form of deposits      | 744.44           | 2,767.69         | 7,005.03         |
| Servicing fees   | 5.00             | 20.00            | 40.00            |

**MUTHOOT FINCORP LIMITED**
**ANNEXURE VI: NOTES TO REFORMATTED STANDALONE FINANCIAL STATEMENTS**
*(Rupees in lakhs, except for share data and unless otherwise stated)*
**9 Investments**

| Particulars  | As at<br>30th September 2020 | As at<br>31st March 2020 | As at<br>31st March 2019 |
|--|------------------------------|--------------------------|--------------------------|
| <b><u>(i) At Amortized Cost / At Cost</u></b>                        |                              |                          |                          |
| <b>Debt securities (At Amortized Cost)</b>                           |                              |                          |                          |
| <b>Bonds</b>   |                              |                          |                          |
| Bhavishya- Nirman Bond   | -                            | -                        | -                        |
| St. Gregorious Medical Mission Bonds                                 | 300.00                       | 300.00                   | 300.00                   |
| <b>Unlisted Debentures</b>   |                              |                          |                          |
| Investment Richa Lifespace Private Limited                           | 614.92                       | 612.50                   | 612.50                   |
| Investment Diyug Construction Private Limited                        | 282.85                       | 282.85                   | 282.85                   |
| Investment Richa Realtors Private Limited                            | 1,302.42                     | 1,300.00                 | 1,300.00                 |
| <b>Debt funds</b>  |                              |                          |                          |
| Investment in Strugence Debt Fund                                    | 1,000.00                     | 1,000.00                 | 1,000.00                 |
| Investment in BPEA India Credit - Trust II                           | 930.00                       | 930.00                   | 610.00                   |
| <b>Equity instruments (At Cost)</b>                                  |                              |                          |                          |
| <b>Subsidiary-Unquoted*</b>  |                              |                          |                          |
| Investment in Muthoot Housing finance Company Limited                | 14,791.02                    | 14,791.02                | 12,291.00                |
| Investment in Muthoot Pappachan Technologies Limited                 | 3.00                         | 3.00                     | 3.00                     |
|  | <b>19,224.20</b>             | <b>19,219.37</b>         | <b>16,399.35</b>         |
| <b><u>(ii) At Fair Value through Profit or Loss</u></b>              |                              |                          |                          |
| <b>Others - Quoted</b>   |                              |                          |                          |
| Investment in JM Financial India Fund II                             | 120.94                       | 121.80                   | 84.60                    |
|  | <b>120.94</b>                | <b>121.80</b>            | <b>84.60</b>             |
| <b><u>(iii) At Fair Value through Other Comprehensive Income</u></b> |                              |                          |                          |
| <b>Equity instruments</b>  |                              |                          |                          |
| <b>Subsidiary-Unquoted</b>   |                              |                          |                          |
| Investment in Muthoot Microfin Limited                               | 1,36,209.03                  | 1,57,677.11              | 1,65,694.96              |
| <b>Others-Quoted</b>   |                              |                          |                          |
| Investment in Equity Shares (DP account with Motilal Oswal)          | 1,236.96                     | 872.57                   | 1,222.36                 |

**Investments contd.**

| Particulars  | As at<br>30th September 2020 | As at<br>31st March 2020 | As at<br>31st March 2019 |
|--|------------------------------|--------------------------|--------------------------|
| <b>Others-Unquoted</b>                                   |                              |                          |                          |
| Investment in Muthoot Pappachan Chits Private Limited    | 7.34                         | 5.23                     | 4.38                     |
| Investment in Avenues India Private Limited              | 400.26                       | 400.26                   | 399.85                   |
| Investment in Fair Asset Technologies (P) Limited        | 703.59                       | 702.76                   | 457.93                   |
| Investment in Algiz Consultancy Services Private Limited | -                            | -                        | 0.01                     |
| <b>Others - Quoted</b>                                   |                              |                          |                          |
| Investment in PMS - Motilal Oswal                        | 484.70                       | 379.33                   | 507.18                   |
| Investment - Union Mutual Fund                           | 200.39                       | -                        | -                        |
|  | <b>1,39,242.27</b>           | <b>1,60,037.26</b>       | <b>1,68,286.66</b>       |
| <b>Total Gross (A)</b>                                   | <b>1,58,587.41</b>           | <b>1,79,378.43</b>       | <b>1,84,770.61</b>       |
| i) Investments outside India                             | -                            | -                        | -                        |
| ii) Investments in India                                 | 1,58,587.41                  | 1,79,378.43              | 1,84,770.61              |
| <b>Total Gross (B)</b>                                   | <b>1,58,587.41</b>           | <b>1,79,378.43</b>       | <b>1,84,770.61</b>       |
| Less : Allowance for impairment loss (C)                 | (1,207.44)                   | (1,207.44)               | -                        |
| <b>Total ( (A) - (C) )</b>                               | <b>1,57,379.97</b>           | <b>1,78,170.99</b>       | <b>1,84,770.61</b>       |

**10 Other financial assets**

| Particulars   | As at<br>30th September 2020 | As at<br>31st March 2020 | As at<br>31st March 2019 |
|---|------------------------------|--------------------------|--------------------------|
| Security deposits   | 6,329.63                     | 6,721.52                 | 6,498.66                 |
| Interest accrued on fixed deposits with banks               | 6.50                         | 6.50                     | 34.31                    |
| Advance for Financial Assets                                | 5,209.63                     | 5,209.63                 | 19,809.63                |
| Deposits  | 116.18                       | 107.02                   | 97.48                    |
| Deposit with original maturity for more than twelve months* | 2,155.11                     | 1,042.43                 | 119.77                   |
| Other financial assets                                      | 2,314.78                     | 2,360.36                 | 2,401.74                 |
| <b>Total</b>  | <b>16,131.83</b>             | <b>15,447.47</b>         | <b>28,961.59</b>         |

\* Includes earmarked balances of Rs.2,154.40 lakhs as at 30th September 2020 (31st March 2020 - Rs.999.86 lakhs, 31st March 2019 - Rs.45 lakhs) towards margin money, loan against FD & security to Pension Fund Regulatory and Development Authority.

(i) Other Financial Assets above consists of the following receivables due from directors or other officers of the Company either severally or jointly with any other person or from firms or private companies respectively in which any director is a partner, a director or a member:

| Particulars   | As at<br>30th September 2020 | As at<br>31st March 2020 | As at<br>31st March 2019 |
|---|------------------------------|--------------------------|--------------------------|
| From Directors, relatives of Directors or Officers of the Company | -                            | -                        | -                        |
| From firms in which any director is a partner                     | 5,209.63                     | 5,209.73                 | 19,809.63                |
| From Companies in which any director is a director or a member    | 549.30                       | 429.35                   | 646.64                   |
| <b>Total</b>  | <b>5,758.93</b>              | <b>5,639.08</b>          | <b>20,456.27</b>         |

**11 Investment Property**

| Particulars   | As at<br>30th September 2020 | As at<br>31st March 2020 | As at<br>31st March 2019 |
|---|------------------------------|--------------------------|--------------------------|
| <b>Inventory – Projects</b>                           |                              |                          |                          |
| <b>Opening Balance</b>                                | 30,096.71                    | 30,096.71                | 30,031.41                |
| Transferred from / (to) property, plant and equipment | -                            | -                        | -                        |
| Acquisitions  | 149.90                       | 139.83                   | 65.30                    |
| <b>Closing balance</b>                                | <b>30,246.61</b>             | <b>30,236.55</b>         | <b>30,096.71</b>         |
|   |                              |                          |                          |
| <b>Depreciation and Impairment</b>                    |                              |                          |                          |
| Opening balance                                       | -                            | -                        | -                        |
| Charge for the year                                   | -                            | -                        | -                        |
| <b>Closing Balance</b>                                | <b>-</b>                     | <b>-</b>                 | <b>-</b>                 |
|   |                              |                          |                          |
| <b>Net Block</b>                                      | <b>30,246.61</b>             | <b>30,236.55</b>         | <b>30,096.71</b>         |

11.1. Investment Property includes lien marked properties of Rs.13,577.41 lakhs

11.2. Fair Value of Investment Property - Rs.30,303.22 lakhs.

**MUTHOOT FINCORP LIMITED**  
**ANNEXURE VI: NOTES TO REFORMATTED STANDALONE FINANCIAL STATEMENTS**  
*(Rupees in lakhs, except for share data and unless otherwise stated)*

**12 Property, Plant and Equipment**

| Particulars                      | Buildings       | Computer        | Furniture & Fixtures | Land             | Plant & Equipment | Vehicles      | Windmill        | Office Equipment | Equipment - Finance Lease | Total            |
|----------------------------------|-----------------|-----------------|----------------------|------------------|-------------------|---------------|-----------------|------------------|---------------------------|------------------|
| <b>As at 1st April 2018</b>      | <b>5,850.61</b> | <b>2,258.43</b> | <b>19,605.74</b>     | <b>12,395.07</b> | <b>10,673.84</b>  | <b>223.88</b> | <b>7,449.78</b> | <b>11.71</b>     | <b>-</b>                  | <b>58,469.07</b> |
| Addition during the year         | -               | 878.03          | 1,348.17             | 160.48           | 1,456.06          | -             | -               | 44.80            | 1,338.66                  | 5,226.20         |
| Disposals                        | -               | (31.33)         | (40.44)              | -                | (459.43)          | -             | -               | (3.74)           | -                         | (534.93)         |
| <b>As at 31st March 2019</b>     | <b>5,850.61</b> | <b>3,105.14</b> | <b>20,913.47</b>     | <b>12,555.55</b> | <b>11,670.47</b>  | <b>223.88</b> | <b>7,449.78</b> | <b>52.77</b>     | <b>1,338.66</b>           | <b>63,160.34</b> |
| Addition during the year         | -               | 1,067.24        | 932.50               | -                | 1,131.39          | -             | -               | 56.79            | -                         | 3,187.92         |
| Disposals                        | -               | -               | -                    | -                | -                 | -             | -               | -                | (1,338.66)                | (1,338.66)       |
| <b>As at 31st March 2020</b>     | <b>5,850.61</b> | <b>4,172.38</b> | <b>21,845.96</b>     | <b>12,555.55</b> | <b>12,801.86</b>  | <b>223.88</b> | <b>7,449.78</b> | <b>109.56</b>    | <b>-</b>                  | <b>65,009.59</b> |
| Addition during the period       | -               | 121.46          | 157.12               | -                | 333.88            | 69.07         | -               | 35.16            | -                         | 716.69           |
| Disposals                        | -               | -               | -                    | -                | -                 | -             | -               | -                | -                         | -                |
| <b>As at 30th September 2020</b> | <b>5,850.61</b> | <b>4,293.83</b> | <b>22,003.08</b>     | <b>12,555.55</b> | <b>13,135.74</b>  | <b>292.96</b> | <b>7,449.78</b> | <b>144.73</b>    | <b>-</b>                  | <b>65,726.28</b> |
| <b>Accumulated Depreciation:</b> |                 |                 |                      |                  |                   |               |                 |                  |                           |                  |
| <b>As at 1st April 2018</b>      | <b>98.91</b>    | <b>805.15</b>   | <b>3,946.62</b>      | <b>-</b>         | <b>1,423.75</b>   | <b>58.16</b>  | <b>511.74</b>   | <b>0.31</b>      | <b>-</b>                  | <b>6,844.66</b>  |
| Charged for the year             | 98.91           | 811.32          | 3,678.98             | -                | 1,498.77          | 58.16         | 511.74          | 2.14             | 0.23                      | 6,660.25         |
| Disposals                        | -               | -               | -                    | -                | -                 | -             | -               | -                | -                         | -                |
| <b>As at 31st March 2019</b>     | <b>197.83</b>   | <b>1,616.47</b> | <b>7,625.61</b>      | <b>-</b>         | <b>2,922.52</b>   | <b>116.32</b> | <b>1,023.49</b> | <b>2.45</b>      | <b>0.23</b>               | <b>13,504.91</b> |
| Charged for the year             | 99.18           | 873.52          | 3,056.96             | -                | 1,576.61          | 58.01         | 513.15          | 5.16             | -                         | 6,182.60         |
| Disposals                        | -               | -               | -                    | -                | -                 | -             | -               | -                | (0.23)                    | (0.23)           |
| <b>As at 31st March 2020</b>     | <b>297.01</b>   | <b>2,489.99</b> | <b>10,682.57</b>     | <b>-</b>         | <b>4,499.13</b>   | <b>174.34</b> | <b>1,536.63</b> | <b>7.61</b>      | <b>0.00</b>               | <b>19,687.28</b> |
| Charged for the period           | 49.59           | 760.53          | 1,614.68             | -                | 820.83            | 11.41         | 256.57          | 4.03             | -                         | 3,517.64         |
| Disposals                        | -               | -               | -                    | -                | -                 | -             | -               | -                | -                         | -                |
| <b>As at 30th September 2020</b> | <b>346.60</b>   | <b>3,250.52</b> | <b>12,297.25</b>     | <b>-</b>         | <b>5,319.96</b>   | <b>185.75</b> | <b>1,793.21</b> | <b>11.64</b>     | <b>0.00</b>               | <b>23,204.92</b> |
| <b>Net book value:</b>           |                 |                 |                      |                  |                   |               |                 |                  |                           |                  |
| <b>As at 31st March 2019</b>     | <b>5,652.79</b> | <b>1,488.67</b> | <b>13,287.86</b>     | <b>12,555.55</b> | <b>8,747.95</b>   | <b>107.56</b> | <b>6,426.30</b> | <b>50.32</b>     | <b>1,338.43</b>           | <b>49,655.41</b> |
| <b>As at 31st March 2020</b>     | <b>5,553.60</b> | <b>1,682.39</b> | <b>11,163.39</b>     | <b>12,555.55</b> | <b>8,302.73</b>   | <b>49.54</b>  | <b>5,913.15</b> | <b>101.95</b>    | <b>(0.00)</b>             | <b>45,322.31</b> |
| <b>As at 30th September 2020</b> | <b>5,504.01</b> | <b>1,043.32</b> | <b>9,705.83</b>      | <b>12,555.55</b> | <b>7,815.78</b>   | <b>107.21</b> | <b>5,656.58</b> | <b>133.09</b>    | <b>(0.00)</b>             | <b>42,521.36</b> |

**13 Other Intangible assets**

| Particulars                      | Computer Software |
|----------------------------------|-------------------|
| <b>As at 1st April 2018</b>      | <b>879.10</b>     |
| Addition during the year         | 140.23            |
| Disposals                        | -                 |
| <b>As at 31st March 2019</b>     | <b>1,019.32</b>   |
| Addition during the year         | 325.09            |
| Disposals                        | -                 |
| <b>As at 31st March 2020</b>     | <b>1,344.41</b>   |
| Addition during the period       | 737.93            |
| Disposals                        | -                 |
| <b>As at 30th September 2020</b> | <b>2,082.34</b>   |
| <b>Accumulated Depreciation:</b> |                   |
| <b>As at 1st April 2018</b>      | <b>233.93</b>     |
| Charged for the year             | 335.83            |
| Disposals                        | -                 |
| <b>As at 31st March 2019</b>     | <b>569.77</b>     |
| Charged for the year             | 336.96            |
| Disposals                        | -                 |
| <b>As at 31st March 2020</b>     | <b>906.72</b>     |
| Charged for the period           | 241.81            |
| Disposals                        | -                 |
| <b>As at 30th September 2020</b> | <b>1,148.54</b>   |
| <b>Net book value:</b>           |                   |
| <b>As at 31st March 2019</b>     | <b>449.56</b>     |
| <b>As at 31st March 2020</b>     | <b>437.68</b>     |
| <b>As at 30th September 2020</b> | <b>933.80</b>     |

**MUTHOOT FINCORP LIMITED****ANNEXURE VI: NOTES TO REFORMATTED STANDALONE FINANCIAL STATEMENTS***(Rupees in lakhs, except for share data and unless otherwise stated)***14 Right-of-use assets & Lease Liability**

14.1. The Company operates its branch network predominantly through premises taken on lease at strategic locations identified by the management. Majority of the lease arrangements are long term in nature and are non-cancellable from the point of view of the lessor, except for a few lease contracts. Other than such leasehold property, the Company has also undertaken lease arrangements for Safety Device Equipments and Vehicles, whose original lease tenures too are not short-term in nature. The Company recorded the lease liability at the present value of the remaining lease payments discounted at the incremental borrowing rate as on the date of transition and has measured right of use asset at an amount equal to lease liability adjusted for any accrued lease payments previously recognised.

| Particulars                                 | As at<br>30th September 2020 | As at<br>31st March 2020 | As at<br>31st March 2019 |
|---|------------------------------|--------------------------|--------------------------|
| Depreciation charge for Right-of-use assets |                              |                          |                          |
| Leasehold Property                          | 7,136.93                     | 12,921.48                | -                        |
| Equipments                                  | 241.68                       | 943.72                   | -                        |
| Vehicles                                    | 19.32                        | 69.56                    | -                        |
| Interest expense on lease liabilities       | 2,161.76                     | 5,425.38                 | -                        |
| Income from subleasing right-of-use assets  | 83.75                        | 171.56                   | -                        |
| Total cash outflow for leases               | 8,080.05                     | 16,572.01                | -                        |
| Carrying amount of right-of-use assets      |                              |                          |                          |
| Leasehold Property                          | 37,886.05                    | 43,211.48                | -                        |
| Equipments                                  | 187.16                       | 428.84                   | -                        |
| Vehicles                                    | -                            | 19.32                    | -                        |
| Lease Liability                             |                              |                          |                          |
| Leasehold Property                          | 42,002.99                    | 45,955.45                | -                        |
| Equipments                                  | 337.98                       | 470.08                   | -                        |
| Vehicles                                    | -                            | 22.23                    | -                        |

14.2. The following is the summary of practical expedients elected on initial application:

- Applied a single discount rate to a portfolio of leases of similar assets in similar economic environment with a similar end date
- Applied the exemption not to recognize right-of-use assets and liabilities for leases with less than 12 months of lease term on the date of initial application
- Excluded the initial direct costs from the measurement of the right-of-use asset at the date of initial application
- Applied the practical expedient by not reassessing whether a contract is, or contains, a lease at the date of initial application. Instead applied the standards only to contracts that were previously identified as leases under Ind AS 17.
- Used hindsight in determining the lease term where the contract contained options to extend or terminate the lease

14.3. The impact of change in accounting policy on account on adoption of Ind AS 116 is as follows:

| Particulars                                  | As at<br>31st March 2020 |
|--|--------------------------|
| Decrease in property, plant and equipment by | 1,338.43                 |
| Increase in lease liability by               | 46,447.77                |
| Increase in right of use asset by            | 43,659.63                |
| Increase in finance cost by                  | 5,425.38                 |
| Increase in depreciation by                  | 13,934.76                |
| Decrease in rent                             | (15,443.96)              |

14.4. The expense relating to payments not included in the measurement of the lease liability is as follows:

| Particulars                | As at<br>30th September 2020 | As at<br>31st March 2020 |
|----------------------------|------------------------------|--------------------------|
| Short-term leases          | 97.32                        | 297.19                   |
| Leases of low value assets | -                            | 6.49                     |
| Variable lease payments    | -                            | -                        |

14.5. Carrying value of right-of-use assets at the end of the reporting period:

| Particulars                      | As at<br>30th September 2020 | As at<br>31st March 2020 |
|----------------------------------|------------------------------|--------------------------|
| Balance as at April 1, 2019      | 43,659.63                    | 50,009.29                |
| Additions                        | 1,811.49                     | 7,585.10                 |
| Depreciation charge for the year | (7,397.92)                   | (13,934.76)              |
| Balance as at March 31, 2020     | 38,073.21                    | 43,659.63                |

14.6. Movement in lease liabilities:

| Particulars                   | As at<br>30th September 2020 | As at<br>31st March 2020 |
|-------------------------------|------------------------------|--------------------------|
| Balance as at April 1, 2019   | 46,447.77                    | 50,009.29                |
| Additions                     | 1,811.49                     | 7,585.10                 |
| Interest on lease liabilities | 2,161.76                     | 5,425.38                 |
| Payment of lease liabilities  | (8,080.05)                   | (16,572.01)              |
| Balance as at March 31, 2020  | 42,340.97                    | 46,447.77                |

14.7. Maturity analysis of lease liabilities

| Particulars   | As at<br>30th September 2020 | As at<br>31st March 2020 |
|---|------------------------------|--------------------------|
| Less than one year  | 15,086.44                    | 15,798.82                |
| One to five years   | 27,877.32                    | 31,370.98                |
| More than five years                                      | 17,495.44                    | 18,545.06                |
| Total undiscounted lease liabilities as at March 31, 2020 | 60,459.20                    | 65,714.86                |

## 15 Other Non-Financial assets

| Particulars                   | As at<br>30th September 2020 | As at<br>31st March 2020 | As at<br>31st March 2019 |
|-------------------------------|------------------------------|--------------------------|--------------------------|
| Prepaid expenses              | 3,408.50                     | 1,615.77                 | 1,718.79                 |
| Advance to Creditors          | 1,867.72                     | 1,461.33                 | 560.61                   |
| Advance for Property          | 23,790.54                    | 23,790.54                | 28,790.54                |
| Pre-Deposit Fee               | 440.72                       | 440.72                   | 501.60                   |
| GST / Service Tax Receivables | 850.40                       | 465.33                   | 336.78                   |
| Gratuity Fund                 | 428.18                       | 545.61                   | 730.77                   |
| Other Receivable              | 5,456.95                     | 2,574.02                 | 2,702.82                 |
| <b>Total</b>                  | <b>36,243.00</b>             | <b>30,893.32</b>         | <b>35,341.90</b>         |

(a) Advance for Property as at September 30, 2020 consists of - Rs.1,722.40 lakhs (31st March 2020 - Rs.1,722.40 lakhs, 31st March 2019 - Rs.1,722.40 lakhs), Rs.1,487.26 lakhs (31st March 2020 - Rs.1,487.26 lakhs, 31st March 2019 - Rs.1,487.26 lakhs) and Rs.20,580.88 lakhs (31st March 2020 - Rs.20,580.88 lakhs, 31st March 2019 - Rs.25,580.88 lakhs) advanced by the Company to its Directors and their relatives, M/s. MPG Hotels & Infrastructure Ventures Private Limited (a Company in which the Directors are interested) and M/s. Muthoot Estate Investments (a firm in which the Directors of the Company are partners) respectively for purchase of immovable property by the Company from the



**16 Payables**

| Particulars  | As at<br>30th September 2020 | As at<br>31st March 2020 | As at<br>31st March 2019 |
|--|------------------------------|--------------------------|--------------------------|
| <b>Trade payables:</b>   |                              |                          |                          |
| Total outstanding dues of micro enterprises and small enterprises                      | -                            | -                        | -                        |
| Total outstanding dues of creditors other than micro enterprises and small enterprise  | -                            | -                        | -                        |
| <b>Other payables:</b>   |                              |                          |                          |
| Total outstanding dues of micro enterprises and small enterprises                      | 10.08                        | 36.16                    | 1.69                     |
| Total outstanding dues of creditors other than micro enterprises and small enterprise* | 17,275.93                    | 36,843.99                | 46,113.44                |
| <b>Total</b>   | <b>17,286.01</b>             | <b>36,880.16</b>         | <b>46,115.13</b>         |

**Disclosure under Micro, Small, and Medium Enterprises Development Act, 2006 :**

Based on the intimation received by the Company, some of the suppliers have confirmed to be registered under “The Micro, Small and Medium Enterprises Development (‘MSMED’) Act, 2006”. Accordingly, the disclosures relating to amounts unpaid as at the period / year ended together with interest paid / payable are furnished below:

| Particulars  | As at<br>30th September 2020 | As at<br>31st March 2020 | As at<br>31st March 2019 |
|--|------------------------------|--------------------------|--------------------------|
| Principal amount remaining unpaid during the year            | 10.08                        | 36.16                    | 1.69                     |
| Interest due thereon   | -                            | -                        | -                        |
| Interest remaining accrued and unpaid at the end of the year | -                            | -                        | -                        |
| Total interest accrued and remained unpaid at year end       | 10.08                        | 36.16                    | 1.69                     |

**17 Debt Securities (At Amortised Cost)**

| Particulars  | As at<br>30th September 2020 | As at<br>31st March 2020 | As at<br>31st March 2019 |
|--|------------------------------|--------------------------|--------------------------|
| Secured Non-Convertible Debentures                           | 148.00                       | 148.00                   | 4,272.75                 |
| Secured Non-Convertible Debentures - Listed*                 | 2,64,419.64                  | 73,743.78                | 19,846.25                |
| Secured Non-Convertible Debentures - Covered Bonds - Listed* | 41,923.62                    | 12,221.53                | -                        |
| <b>Total</b>   | <b>3,06,491.26</b>           | <b>86,113.32</b>         | <b>24,119.00</b>         |
| Debt securities in India                                     | 3,06,491.26                  | 86,113.32                | 24,119.00                |
| Debt securities outside India                                | -                            | -                        | -                        |
| <b>Total</b>   | <b>3,06,491.26</b>           | <b>86,113.32</b>         | <b>24,119.00</b>         |

\*Includes issue expenses amortised as per EIR.

**Maturity Profile of Non-Convertible Debentures**

| Particulars  | Amount             |
|--|--------------------|
| FY 2020-21   | 22,267.76          |
| FY 2021-22   | 1,71,905.12        |
| FY 2022-23   | 57,474.93          |
| FY 2023-24   | 41,926.79          |
| FY 2024-25   | 9,083.08           |
| FY 2025-26   | 4,784.23           |
| Adjustments on account of effective rate of interest | (950.65)           |
| <b>TOTAL</b>   | <b>3,06,491.26</b> |

17.1. Privately Placed Secured Debentures are secured by subservient charge on all current assets of the Company, both present and future.

17.2 Privately Placed Listed Debentures raised through Targeted Long Term Repo Operations (TLTRO) / Partial Credit Guarantee Scheme (PCGS) are secured by way of first Pari-passu charge on the present and future standard loan receivables, current assets along with other lenders and NCD investors with a minimum asset coverage ratio of 1.10 times the value of the outstanding principal amounts of the Debentures which shall be maintained at all times until the redemption of the Debentures.

PCGS issue of Rs. 450 Crs allotted on 23/06/2020, are secured as follows:

First Pari-passu charge (to be shared with other NCD Holder / Lender, as may be applicable), by way of a registered mortgage, on the Immovable Property to the extend of 2 acres of land, situated in Sy.No 1253/2, Patta No 2414, Erukkanthurai Village (Part 1), Radhapuram Taluk (and sub registry), Tirunelveli District, Tamil Nadu. First Pari-passu charge on the present and future standard loan receivables along with other lenders and NCD investors with a minimum asset coverage ratio of 1.25 X time of the value of the outstanding principal amounts of the Debentures and it shall be maintained at all times until the redemption of the Debentures.

17.3. Debentures issued by way of public issue are secured as follows:

- Public Issue allotment on 05/11/2015: Mortgage of the immovable property of the Company admeasuring 54 cents situated at Survey No. 764/6A, Arulvaimozhy village, Thovala taluk, Kanyakumari district, Tamil Nadu, and a first ranking pari passu charge on all current assets, book debts and receivables (both present and future) of the company in favour of Debenture Trustee.

- Public Issue allotment on 25/10/2019: Exclusive mortgage and first charge over the immovable property admeasuring 5.19 cents situated at Survey No: 537, Samugarengapuram Village, Radhapuram Taluk, Tirunelveli District, Tamilnadu and a subservient charge on certain loan receivables (both present and future) of the company in favour of Debenture Trustee.

- Public Issue allotment on 07/02/2020: Subservient charge with existing secured creditors, on certain loan receivables (both present and future) of the Company in favour of Debenture Trustee.

- Public Issue allotment on 17/07/2020: Subservient charge with existing secured creditors, on certain loan receivables (both present and future) of the Company in favour of Debenture Trustee; and mortgage and charge over the immovable property admeasuring 54 cents situated at Survey No 764/6A, Arulvaimozhy Village, Thovala Thaluk, Kanyakumari District, Tamil Nadu, to be held on pari passu basis among the present and / or future NCD holders, as may be applicable.

17.4. Covered Bond issued by the Company in the nature of secured, redeemable, listed non-convertible debentures on a private placement basis is secured by way of first ranking pari passu charge by way of mortgage over, all the right, title and interest of the Company in all that piece and parcel of the vacant land measuring an extent of Cents 28 (Hec.0.11.34) in the Tirunelveli District, Panagudi, Sub-Registrar Office, Pazhavor Panchayat, Pazhavor Village, Ayan Punja Survey No. 1490 measuring an extent of South portion of Cents 28 (Hec.0.11.34), hypothecated over cash collateral and is covered by receivables against a pool of gold loans originated by the Company amounting to a minimum cover of 1.15x on the Non-Convertible Debenture amount outstanding.

The security for Covered Bond allotted on 09/09/2020 is as below:

1. a first ranking and exclusive charge over the Identified Receivables together with all right, title and interest in relation thereto including the rights in relation to the security interests created in connection therewith; 2. a first ranking and exclusive charge by way of hypothecation over the Cash Collateral; 3. a first ranking and exclusive charge by way of hypothecation over all right, title and interest of the Company in the property belonging to the SPV Trust, as a residual beneficiary, in terms of the SPV Trust Deed; 4. all right, title and interest of the Company in the Designated Account and the monies lying to the credit thereof, from time to time. Security cover of at least 1.15 times the principal amount of the Debentures and the accrued Coupon thereon.

**18 Borrowings (other than debt securities) - At Amortised Cost**

| Particulars                          | As at<br>30th September 2020 | As at<br>31st March 2020 | As at<br>31st March 2019 |
|--------------------------------------|------------------------------|--------------------------|--------------------------|
| <b>(a) Term loans</b>                |                              |                          |                          |
| (i) from banks                       | 3,66,018.24                  | 1,88,184.37              | 78,072.85                |
| (ii) from other parties              |                              |                          |                          |
| - financial institutions             | 1,837.77                     | 2,687.89                 | 4,262.01                 |
| <b>(b) Finance lease obligations</b> |                              | -                        | 1,312.75                 |
| <b>(c) Loans repayable on demand</b> | 6,48,822.28                  |                          |                          |
| (i) from banks (OD & CC)             | 52,862.80                    | 7,77,441.01              | 7,10,778.07              |
| (ii) from other parties              |                              | -                        | 31,934.46                |
| <b>Total</b>                         | <b>10,69,541.09</b>          | <b>9,68,313.27</b>       | <b>8,26,360.14</b>       |
| Borrowings in India                  | 10,69,541.09                 | 9,68,313.27              | 8,26,360.14              |
| Borrowings outside India             | -                            | -                        | -                        |

**a) Security details :**
**Secured Term loans from Banks**

The Loans are secured by way of hypothecation of Loan receivables, other current assets & specified fixed assets of the Company equivalent to security cover stipulated by respective banks. The loans aggregating to Rs.437,500 lakhs as at September 30, 2020 (31st March 2020 : Rs.189,011.55 lakhs, 31st March 2019 : Rs.78,231.62 lakhs) are guaranteed by promoter directors (Mr. Thomas John Muthoot, Mr. Thomas George Muthoot and Mr. Thomas Muthoot) of the Company.

**Secured Term loans from other parties**

The Loans are secured by way of hypothecation of Loan Receivables of the Company equivalent to security cover stipulated by respective lender.

**Secured Loans repayable on demand**

The Cash credit limit from banks are secured by way of hypothecation of Loan Receivables of the Company equivalent to security cover stipulated by respective banks. The Cash credit aggregating to Rs.768,500 lakhs as at September 30, 2020 (31st March 2020 : Rs.816,000 lakhs, 31st March 2019 : Rs.732,000 lakhs) are guaranteed by promoter directors (Mr. Thomas John Muthoot, Mr. Thomas George Muthoot and Mr. Thomas Muthoot) of the Company.

**b) Terms of repayment**
**Secured loans from Banks**

| Name of Party                      | As at<br>30th September 2020 | As at<br>31st March 2020 | As at<br>31st March 2019 | Terms of Repayment (based on last outstanding)  |
|------------------------------------|------------------------------|--------------------------|--------------------------|---|
| <b><u>Term Loan from Banks</u></b> |                              |                          |                          |   |
| 1. State Bank of India Car Loan    | 14.74                        | 17.09                    | 21.57                    | Repayable in 42 monthly instalments on diminishing value method   |
| 2. State Bank of India Car Loan    | 7.01                         | 7.83                     | 9.33                     | Repayable in 34 monthly instalments on diminishing value method   |
| 3. Yes Bank                        | 12,794.84                    | 14,216.84                | 15,272.28                | Repayable in 18 instalments. 1.67% of loan amount for next 4 instalments, 4.5% of the loan for then 19 instalments & 4.48% of the loan for the last instalment. |

|                              |           |           |           |   |
|------------------------------|-----------|-----------|-----------|---|
| 4. Lakshmi Vilas Bank        | 1,250.00  | 3,750.00  | 8,750.00  | Repayable in 1 quarterly instalments on 30-11-2020  |
| 5. UCO Bank                  | 9,375.00  | -         | -         | Repayable in 15 quarterly installments of 625 lakhs each                                  |
| 6. Oriental Bank of Commerce | -         | -         | 5,000.00  | Repayable in 3 quarterly instalments of Rs.1,666.67 lakhs each in Jun 19, Sep 19 & Dec 19 |
| 7. Oriental Bank of Commerce | 10,000.00 | 10,000.00 | -         | Repayable in 6 quarterly instalments of Rs.1,666.67 lakhs each from Dec 20                |
| 8. Punjab & Sind Bank        | 1,999.00  | 2,999.00  | 8,000.00  | Repayable in 2 quarterly instalments of Rs.1,000.00 lakhs and Rs.999 lakh respectively    |
| 9. Syndicate Bank            | -         | 4,034.72  | 12,100.47 | Repayable in 2 quarterly instalments of Rs.2,000.00 lakhs each from June 2020             |
| 10. Syndicate Bank           | 3,000.00  | 5,046.00  | 9,077.97  | Repayable in 3 quarterly instalments of Rs.1,000 lakhs                                    |
| 11. United Bank of India     | 20,000.00 | -         | -         | Repayable in 6 quarterly instalments of Rs.3,333.00 lakhs each from Feb 21                |
| 12. State Bank of India      | 20,000.00 | -         | -         | Repayment as a single bullet payment on 30/06/2021  |
| 13. United Bank of India     | -         | -         | 5,000.00  | Repayable in 2 quarterly instalments of Rs.2,500.00 lakhs each                            |
| 14. United Bank of India     | -         | -         | 10,000.00 | Repayable in 4 quarterly instalments of Rs.2,500.00 lakhs each from June 2019             |
| 15. AU Small Finance Bank    | 1,250.00  | 2,500.00  | 5,000.00  | Repayable in 2 quarterly instalments of Rs.625.00 lakhs each.                             |
| 16. UCO Bank                 | 16,249.61 | 18,749.61 | -         | Repayable in 13 quarterly instalments of Rs.1250.00 lakhs each.                           |
| 17. UCO Bank                 | 17,497.78 | 20,000.00 | -         | Repayable in 14 quarterly instalments of Rs.1250.00 lakhs each.                           |
| 18. Bank of Maharashtra      | 11,250.00 | 15,133.12 | -         | Repayable in 3 quarterly instalments of Rs.3750.00 lakhs each.                            |
| 19. CENTRAL BANK OF INDIA    | 23,995.03 | 29,999.76 | -         | Repayable in 8 quarterly instalments of Rs.3000.00 lakhs each.                            |
| 20. CENTRAL BANK OF INDIA    | 26,249.44 | 22,499.93 | -         | Repayable in 7 quarterly instalments of Rs.3750.00 lakhs each.                            |
| 21. Allahabad bank           | 16,662.50 | 20,000.08 | -         | Repayable in 5 quarterly instalments of Rs.3333.00 lakhs each.                            |
| 22. Bank of Baroda           | 8,000.00  | 10,057.57 | -         | Repayable in 8 quarterly instalments of Rs.1000.00 lakhs each.                            |

|  |                    |                    |                  |  |
|--|--------------------|--------------------|------------------|--|
| 23. Oriental Bank of Commerce                        | 10,000.00          | 10,000.00          | -                | Repayable in 6 quarterly instalments of Rs.1,666.67 lakhs each from June 2021  |
| 24. Axis Bank  | 20,000.00          | -                  | -                | Repayable in 4 quarterly instalments of Rs.5,000.00 lakhs each from June 2021  |
| 25. Bank of Baroda                                   | 30,000.00          | -                  | -                | Repayable in 10 quarterly instalments of Rs.3,000.00 lakhs each from April 21  |
| 26. Bank of India                                    | 30,000.00          | -                  | -                | Repayable in 10 quarterly instalments of Rs.3,000.00 lakhs each from December 2020   |
| 27. Canara Bank                                      | 47,500.00          | -                  | -                | Repayable in 11 quarterly instalments - first instalment of Rs.4,320 lakhs and balance of Rs.4,318.00 lakhs each from March 2021 |
| 28. Indian Bank                                      | 30,000.00          | -                  | -                | Repayable in 10 quarterly instalments of Rs.3,000.00 lakhs each from June 21   |
| Adjustments on account of effective rate of interest | (1,076.71)         | (827.18)           | (158.76)         |  |
| <b>Total</b>   | <b>3,66,018.24</b> | <b>1,88,184.37</b> | <b>78,072.85</b> |  |
| <b>Term Loan from Others</b>                         |                    |                    |                  |  |
| 1. Mahindra & Mahindra Financial Services Limited    | 1,840.95           | 2,692.72           | 4,270.15         | Repayable in 12 equated monthly installments upto September 2021   |
| Adjustments on account of effective rate of interest | (3.18)             | (4.83)             | (8.15)           |  |
| <b>Total</b>   | <b>1,837.77</b>    | <b>2,687.89</b>    | <b>4,262.01</b>  |  |

#### 19 Subordinated Liabilities (At Amortised Cost)

| Particulars                                  | As at<br>30th September 2020 | As at<br>31st March 2020 | As at<br>31st March 2019 |
|--|------------------------------|--------------------------|--------------------------|
| Subordinated Debt                            | 2,22,764.38                  | 2,30,519.14              | 2,43,423.24              |
| Subordinated Debt - Listed*                  | 3,557.87                     | 3,557.87                 | 3,556.19                 |
| Tier-I Capital - Perpetual Debt Instruments* | 26,111.05                    | 26,090.46                | 26,049.26                |
| <b>Total</b>                                 | <b>2,52,433.31</b>           | <b>2,60,167.47</b>       | <b>2,73,028.69</b>       |
| Borrowings in India                          | 2,52,433.31                  | 2,60,167.47              | 2,73,028.69              |
| Borrowings outside India                     | -                            | -                        | -                        |

\*Includes issue expenses amortised as per EIR.

(a) Subordinated Debt instruments are unsecured, subordinated to the claims of all other creditors with an initial maturity of minimum 5 years. Subordinated Debt aggregating to Rs.10,000 lakhs as at September 30, 2020 (31st March 2020 : Rs.10,000 lakhs, 31st March 2019 : Rs.10,000 lakhs) are guaranteed by promoter directors (Mr. Thomas John Muthoot, Mr. Thomas George Muthoot and Mr. Thomas Muthoot) of the Company.

## (b) Maturity Profile of Subordinated Debt

| Particulars  | Amount             |
|--|--------------------|
| FY 2020-21 (October to March)                        | 17,343.70          |
| FY 2021-22   | 54,590.89          |
| FY 2022-23   | 46,842.82          |
| FY 2023-24   | 47,895.99          |
| FY 2024-25   | 25,991.84          |
| FY 2025-26   | 15,857.69          |
| FY 2026-27   | 16,228.38          |
| FY 2027-28   | 104.91             |
| FY 2028-29   | 1,470.14           |
| Adjustments on account of effective rate of interest | (4.10)             |
| <b>TOTAL</b>   | <b>2,26,322.26</b> |

(c) Perpetual Debt Instruments are perpetual, unsecured instruments, which have been issued as per RBI guidelines. Unamortised Borrowing Cost on Perpetual Debt Instruments as at September 30, 2020 is Rs.288.95 lakhs (31st March 2020: Rs.309.54 lakhs, 31st March 2019: Rs.350.74 lakhs).

(d) The percentage of PDI to the Tier I Capital of the Company as at 31st March 2020 is 11.94% (31st March 2020 - 13.08%, 31st March 2019 - 13.16%).

**20 Other Financial Liabilities**

| Particulars                                      | As at<br>30th September 2020 | As at<br>31st March 2020 | As at<br>31st March 2019 |
|--|------------------------------|--------------------------|--------------------------|
| Interest Payable                                 | 37,219.87                    | 34,710.87                | 40,744.95                |
| Expenses Payable                                 | 2,986.45                     | 1,589.04                 | 1,734.17                 |
| Security deposits received                       | 664.58                       | 839.38                   | 869.25                   |
| Unpaid matured debt and interest accrued thereon | 3,472.76                     | 1,180.40                 | 2,253.54                 |
| Others   | 171.16                       | 2,621.16                 | 643.83                   |
| <b>Total</b>                                     | <b>44,514.82</b>             | <b>40,940.85</b>         | <b>46,245.74</b>         |

**21 Provisions**

| Particulars                          | As at<br>30th September 2020 | As at<br>31st March 2020 | As at<br>31st March 2019 |
|--------------------------------------|------------------------------|--------------------------|--------------------------|
| Provision for employee benefits      |                              |                          |                          |
| - Gratuity                           | 2,347.45                     | 2,163.07                 | 1,834.80                 |
| - Provision for compensated absences | 371.41                       | 217.82                   | 323.03                   |
| <b>Total</b>                         | <b>2,718.86</b>              | <b>2,380.89</b>          | <b>2,157.83</b>          |

**22 Other Non-Financial Liabilities**

| Particulars                     | As at<br>30th September 2020 | As at<br>31st March 2020 | As at<br>31st March 2019 |
|---------------------------------|------------------------------|--------------------------|--------------------------|
| Statutory dues payable          | 864.58                       | 3,480.88                 | 1,636.12                 |
| Other non financial liabilities | -                            | -                        | -                        |
| <b>Total</b>                    | <b>864.58</b>                | <b>3,480.88</b>          | <b>1,636.12</b>          |

**MUTHOOT FINCORP LIMITED**
**ANNEXURE VI: NOTES TO REFORMATTED STANDALONE FINANCIAL STATEMENTS**

*(Rupees in lakhs, except for share data and unless otherwise stated)*

**23 Equity share capital**
**(a) Authorised share capital :**

| Particulars                      | No. of Shares | Amount    |
|----------------------------------|---------------|-----------|
| <b>At 1st April 2018</b>         | 20,00,00,000  | 20,000.00 |
| Add: Increased during the year   | -             | -         |
| <b>At 31st March 2019</b>        | 20,00,00,000  | 20,000.00 |
| Add: Increased during the year   | -             | -         |
| <b>At 31st March 2020</b>        | 20,00,00,000  | 20,000.00 |
| Add: Increased during the period | -             | -         |
| <b>At 30th September 2020</b>    | 20,00,00,000  | 20,000.00 |

**(b) Issued capital :**

| Particulars                      | No. of Shares | Amount    |
|----------------------------------|---------------|-----------|
| <b>At 1st April 2018</b>         | 19,38,00,800  | 19,380.08 |
| Add: Increased during the year   | -             | -         |
| <b>At 31st March 2019</b>        | 19,38,00,800  | 19,380.08 |
| Add: Increased during the year   | -             | -         |
| <b>At 31st March 2020</b>        | 19,38,00,800  | 19,380.08 |
| Add: Increased during the period | -             | -         |
| <b>At 30th September 2020</b>    | 19,38,00,800  | 19,380.08 |

**(c) Subscribed and Fully Paid Up Capital**

| Particulars                      | No. of Shares | Amount    |
|----------------------------------|---------------|-----------|
| <b>At 1st April 2018</b>         | 19,37,05,560  | 19,370.56 |
| Add: Increased during the year   | -             | -         |
| <b>At 31st March 2019</b>        | 19,37,05,560  | 19,370.56 |
| Add: Increased during the year   | -             | -         |
| <b>At 31st March 2020</b>        | 19,37,05,560  | 19,370.56 |
| Add: Increased during the period | -             | -         |
| <b>At 30th September 2020</b>    | 19,37,05,560  | 19,370.56 |

**(d) Terms/ rights attached to equity shares :**

The Company has only one class of shares namely equity shares having a face value of Rs.10. Each holder of equity share is entitled to one vote per share. All shares rank pari passu with regard to dividend and repayment of capital. In the event of liquidation of Company, the holder of equity shares will be entitled to receive any of the remaining assets of the Company, after distribution of all preferential amounts.

**(e) Shareholder's having more than 5% equity shareholding in the Company**

| Particulars               | As at<br>30th September 2020   | As at<br>31st March 2020 | As at<br>31st March 2019 |
|---------------------------|--------------------------------|--------------------------|--------------------------|
|                           | No. of shares and % of holding |                          |                          |
| Mr. Thomas John Muthoot   | 5,08,43,764 - 26.25%           | 5,08,43,764 - 26.25%     | 5,08,43,764 - 26.25%     |
| Mr. Thomas George Muthoot | 5,08,43,764 - 26.25%           | 5,08,43,764 - 26.25%     | 5,08,43,764 - 26.25%     |
| Mr. Thomas Muthoot        | 5,08,43,769 - 26.25%           | 5,08,43,769 - 26.25%     | 5,08,43,769 - 26.25%     |
| Ms. Preethi John Muthoot  | 1,35,25,989 - 6.98%            | 1,35,25,989 - 6.98%      | 1,35,25,989 - 6.98%      |
| Ms. Nina George           | 1,35,25,961 - 6.98%            | 1,35,25,961 - 6.98%      | 1,35,25,961 - 6.98%      |
| Ms. Remy Thomas           | 1,35,25,988 - 6.98%            | 1,35,25,988 - 6.98%      | 1,35,25,988 - 6.98%      |

**24 Other Equity**

| Particulars  | As at<br>30th September 2020 | As at<br>31st March 2020 | As at<br>31st March 2019 |
|--|------------------------------|--------------------------|--------------------------|
| Securities Premium   | 38,129.85                    | 38,129.85                | 38,129.85                |
| Statutory Reserve (pursuant to Section 45-IC of the RBI Act, 1934) | 44,909.83                    | 41,575.93                | 37,194.43                |
| Debenture Redemption Reserve                                       | -                            | -                        | 976.33                   |
| Retained Earnings  | 97,950.37                    | 84,614.77                | 83,853.70                |
| Other Comprehensive income   | 96,014.53                    | 1,11,746.99              | 1,00,671.84              |
| <b>Total</b>   | <b>2,77,004.58</b>           | <b>2,76,067.54</b>       | <b>2,60,826.16</b>       |

*For details on Movement of Other Equity, please see the Reformatted Summary Statement on Changes in Equity*

**24.2 Nature and purpose of reserve****Securities Premium**

Securities premium is used to record the premium on issue of shares. This can be utilised only for limited purposes such as issuance of bonus shares in accordance with the provisions of the Companies Act, 2013.

**Statutory Reserve**

Statutory Reserve represents the Reserve Fund created under Section 45-IC of the Reserve Bank of India Act, 1934. Accordingly, an amount representing 20% of Profit for the period is transferred to the Reserve for the year.

**Debenture Redemption Reserve**

The Companies (Share Capital and Debentures) Rules, 2014 was amended vide Notification F. No. 01/04/2013-CL-V- Part-III dated 16th August, 2019, by which listed NBFCs registered with Reserve Bank of India under section 45-IA of the RBI Act was no longer required to maintain the Debenture Redemption Reserve specified under the said Rules. As the Company has its debentures listed with the Bombay Stock Exchange, the requirement of maintaining the Debenture Redemption Reserve no longer exists, and hence, the balance in the Debenture Redemption Reserve has been written back to Retained Earnings.

**Retained Earnings**

This Reserve represents the cumulative profits of the Company. This is a free reserve which can be utilised for any purpose as may be required.



**MUTHOOT FINCORP LIMITED**
**ANNEXURE VI: NOTES TO REFORMATTED STANDALONE FINANCIAL STATEMENTS**
*(Rupees in lakhs, except for share data and unless otherwise stated)*
**25 Interest Income (On Financial Assets measured at Amortised Cost)**

| Particulars                      | For the Period<br>Ended 30th<br>September 2020 | For the Year Ended<br>31st March 2020 | For the Year Ended<br>31st March 2019 |
|----------------------------------|--|---------------------------------------|---------------------------------------|
| Interest on Loans                | 1,25,969.26                                    | 2,38,500.75                           | 2,26,902.52                           |
| Interest Income from Investments | -  | -                                     | 220.64                                |
| Interest on Deposit with Banks   | 124.80   | 381.05                                | 632.90                                |
| Other Interest Income            | -  | 429.74                                | 17.75                                 |
| <b>Total</b>                     | <b>1,26,094.06</b>                             | <b>2,39,311.54</b>                    | <b>2,27,773.81</b>                    |

**26 Others**

| Particulars                  | For the Period<br>Ended 30th<br>September 2020 | For the Year Ended<br>31st March 2020 | For the Year Ended<br>31st March 2019 |
|------------------------------|--|---------------------------------------|---------------------------------------|
| Income from Money transfer   | 266.83   | 1,398.91                              | 927.47                                |
| Income From Forex Operations | 43.03  | 262.87                                | 276.42                                |
| Income From Power Generation | 607.78   | 996.20                                | 1,076.44                              |
| Income from Investment       | -  | -                                     | 26.01                                 |
| Other income                 | 7.92   | 122.83                                | 116.54                                |
| <b>Total</b>                 | <b>925.56</b>                                  | <b>2,780.81</b>                       | <b>2,422.87</b>                       |

**27 Finance Costs**

| Particulars                         | For the Period<br>Ended 30th<br>September 2020 | For the Year Ended<br>31st March 2020 | For the Year Ended<br>31st March 2019 |
|-------------------------------------|--|---------------------------------------|---------------------------------------|
| Interest on Borrowings              | 46,882.32                                      | 94,097.55                             | 88,587.63                             |
| Interest on Debt Securities         | 11,434.36                                      | 9,407.85                              | 11,106.93                             |
| Interest on Subordinate Liabilities | 9,601.20                                       | 23,773.95                             | 26,757.50                             |
| Interest on Lease Liabilities       | 2,161.76                                       | 5,425.38                              | -                                     |
| Other charges                       | 3,077.85                                       | 4,654.09                              | 3,599.50                              |
| <b>Total</b>                        | <b>73,157.48</b>                               | <b>1,37,358.83</b>                    | <b>1,30,051.56</b>                    |

**28 Impairment on Financial Instruments**

| Particulars   | For the Period<br>Ended 30th<br>September 2020 | For the Year Ended<br>31st March 2020 | For the Year Ended<br>31st March 2019 |
|---|--|---------------------------------------|---------------------------------------|
| <b>At Amortised Cost</b>                                |  |                                       |                                       |
| Loans   | 3,270.81                                       | 1,841.50                              | 2,638.88                              |
| Loans Written Off                                       | -  | 4,911.00                              | -                                     |
| <b>At Fair Value through Other Comprehensive Income</b> |  |                                       |                                       |
| Investments   | -  | 1,207.44                              | -                                     |
| <b>Total</b>  | <b>3,270.81</b>                                | <b>7,959.93</b>                       | <b>2,638.88</b>                       |

**29 Net Gain/(Loss) on fair value changes**

| Particulars  | For the Period<br>Ended 30th<br>September 2020 | For the Year Ended<br>31st March 2020 | For the Year Ended<br>31st March 2019 |
|--|--|---------------------------------------|---------------------------------------|
| (A) Net gain/ (loss) on financial instruments at fair value through profit or loss |  |                                       |                                       |
| (i) On trading portfolio   |  |                                       |                                       |
| - Investments  | 6.47   | (160.97)                              | 259.41                                |
| <b>Total Net gain/(loss) on fair value changes</b>                                 | <b>6.47</b>                                    | <b>(160.97)</b>                       | <b>259.41</b>                         |
| Fair Value changes:  |  |                                       |                                       |
| - Realised   | -  | (105.89)                              | -                                     |
| - Unrealised   | 6.47   | (55.08)                               | 259.41                                |
| <b>Total Net gain/(loss) on fair value changes</b>                                 | <b>6.47</b>                                    | <b>(160.97)</b>                       | <b>259.41</b>                         |

(a) Fair value changes in this schedule are other than those arising on account of accrued interest income/expense.

**30 Employee benefits expenses**

| Particulars                                | For the Period<br>Ended 30th<br>September 2020 | For the Year Ended<br>31st March 2020 | For the Year Ended<br>31st March 2019 |
|--|--|---------------------------------------|---------------------------------------|
| Salaries and Wages                         | 16,763.68                                      | 42,556.41                             | 36,974.95                             |
| Contributions to Provident and Other Funds | 792.11   | 2,207.34                              | 2,298.29                              |
| Incentives                                 | 531.65   | 2,184.78                              | 1,421.26                              |
| Bonus & Exgratia                           | 370.03   | 1,159.42                              | 1,311.37                              |
| Staff Welfare Expenses                     | 488.31   | 754.19                                | 1,093.84                              |
| <b>Total</b>                               | <b>18,945.79</b>                               | <b>48,862.15</b>                      | <b>43,099.72</b>                      |

**31 Depreciation expense**

| Particulars                         | For the Period<br>Ended 30th<br>September 2020 | For the Year Ended<br>31st March 2020 | For the Year Ended<br>31st March 2019 |
|-------------------------------------|--|---------------------------------------|---------------------------------------|
| Depreciation of Tangible Assets     | 3,517.64                                       | 6,182.37                              | 6,660.25                              |
| Amortization of Intangible Assets   | 241.81   | 336.96                                | 335.83                                |
| Depreciation of Right of Use Assets | 7,397.92                                       | 13,934.76                             | -                                     |
| <b>Total</b>                        | <b>11,157.37</b>                               | <b>20,454.08</b>                      | <b>6,996.09</b>                       |

**32 Other Expenses**

| Particulars                              | For the Period<br>Ended 30th<br>September 2020 | For the Year Ended<br>31st March 2020 | For the Year Ended<br>31st March 2019 |
|--|--|---------------------------------------|---------------------------------------|
| Rent, taxes and energy costs             | 1,954.18                                       | 5,485.98                              | 19,557.73                             |
| Repairs and maintainence                 | 1,201.09                                       | 2,899.27                              | 2,291.23                              |
| Advertisement and publicity              | 2,301.99                                       | 3,286.98                              | 5,452.98                              |
| Communication costs                      | 971.62   | 2,937.50                              | 3,232.99                              |
| Printing and Stationery                  | 367.56   | 998.12                                | 856.35                                |
| Legal & Professional Charges             | 1,666.15                                       | 4,270.29                              | 2,762.93                              |
| Insurance                                | 948.55   | 387.11                                | 592.88                                |
| Auditor's fees and expenses              | 3.00   | 30.94                                 | 18.69                                 |
| Director's fees, allowances and expenses | 2.73   | 152.60                                | 154.78                                |

|                           |                  |                  |                  |
|---------------------------|------------------|------------------|------------------|
| Security Charges          | 2,091.75         | 3,829.59         | 3,715.02         |
| Travelling and Conveyance | 493.61           | 2,422.09         | 2,322.55         |
| Donations & CSR Expenses  | 113.85           | 314.37           | 587.53           |
| Other Expenditure         | 1,943.30         | 550.45           | 101.85           |
| <b>Total</b>              | <b>14,059.38</b> | <b>27,565.30</b> | <b>41,647.51</b> |

**(a) Auditors Remuneration**

| Particulars                          | For the Period<br>Ended 30th<br>September 2020 | For the Year Ended<br>31st March 2020 | For the Year Ended<br>31st March 2019 |
|--------------------------------------|--|---------------------------------------|---------------------------------------|
| <b>As auditor</b>                    |  |                                       |                                       |
| Statutory Audit fees                 | 3.00   | 17.00                                 | 16.00                                 |
| Tax Audit fees                       | -  | 2.50                                  | 2.00                                  |
| <b>For other services</b>            |  |                                       |                                       |
| Certification and other matters      | 1.50   | 10.15                                 | 0.54                                  |
| <b>For reimbursement of expenses</b> |  |                                       |                                       |
| Out of pocket expenses               | -  | 0.14                                  | 0.15                                  |
| <b>Total</b>                         | <b>4.50</b>                                    | <b>29.79</b>                          | <b>18.69</b>                          |

*Above figures are exclusive of GST*

**(b) CSR Expenditure**

As required under Section 135 of the Companies Act, 2013, the Company is required to spend Rs.707.60 lakhs (including accumulated short-spent as at March 31, 2020 of Rs.242.86) during the period ended September 30, 2020 in pursuance of its Corporate Social Responsibility Policy, being two per cent of the average net profits of the company made during the three immediately preceding financial years. The Company has during the current period, spent a total of Rs.113.42 lakhs towards CSR expenditure. The accumulated shortfall on account of the CSR spent utilized in the coming periods.

(c) The Company has not made any donations towards political contributions during the period ended 30th September 2020 (Year ended 31st March 2020 : 0.10 lakhs, Year ended 31st March 2019 : 0.25 lakhs).

### 33 Earnings Per Share

Basic earnings per share (EPS) is calculated by dividing the net profit for the year attributable to equity holders of Company by the weighted average number of equity shares outstanding during the year.

Diluted EPS is calculated by dividing the net profit attributable to equity holders of the company (after adjusting for interest on the convertible preference shares and interest on the convertible bond, in each case, net of tax, if any) by the weighted average number of equity shares outstanding during the year plus the weighted average number of equity shares that would be issued on the conversion of all the dilutive potential ordinary shares into ordinary shares.

| Particulars   | For the Period<br>Ended 30th<br>September 2020 | For the Year Ended<br>31st March 2020 | For the Year Ended<br>31st March 2019 |
|---|--|---------------------------------------|---------------------------------------|
| <b>Net profit attributable to ordinary equity holders</b>                         | 16,669.50                                      | 21,907.51                             | 15,545.85                             |
| <b>Weighted average number of ordinary shares for basic earnings per share</b>    | 19,37,05,560                                   | 19,37,05,560                          | 19,37,05,560                          |
| Effect of dilution:   |  |                                       |                                       |
| <b>Weighted average number of ordinary shares adjusted for effect of dilution</b> | 19,37,05,560                                   | 19,37,05,560                          | 19,37,05,560                          |
| <b>Earnings per share</b>   |  |                                       |                                       |
| <b>Basic Earnings per share</b>   | 8.61   | 11.31                                 | 8.03                                  |
| <b>Diluted Earnings per share</b>   | 8.61   | 11.31                                 | 8.03                                  |

**34 Income Tax**

The components of income tax expense for the respective period / years ended are as follows:

| Particulars   | For the Period Ended<br>30th September 2020 | For the Year Ended 31st<br>March 2020 | For the Year Ended<br>31st March 2019 |
|---|---|---------------------------------------|---------------------------------------|
| Current tax   | 6,428.83                                    | 9,463.18                              | 9,439.32                              |
| Deferred tax relating to origination and reversal of temporary differences          | (2,018.15)                                  | (942.38)                              | (1,213.35)                            |
| <b>Income tax expense reported in statement of profit and loss</b>                  | <b>4,410.69</b>                             | <b>8,520.81</b>                       | <b>8,225.98</b>                       |
| <b>OCI Section</b>  |   |                                       |                                       |
| Deferred tax related to items recognised in OCI during the period:                  |   |                                       |                                       |
| Net gain / (loss) on equity instruments measured through other comprehensive income | (5,282.86)                                  | (1,902.75)                            | (1,165.29)                            |
| Remeasurement of the defined benefit liabilities                                    | (8.39)                                      | (17.49)                               | (5.79)                                |
| <b>Income tax charged to OCI</b>  | <b>(5,291.25)</b>                           | <b>(1,920.25)</b>                     | <b>(1,171.08)</b>                     |

**Reconciliation of the total tax charge:**

The tax charge shown in the statement of profit and loss differ from the tax charge that would apply if all the profits had been charged at India corporate tax rate. A reconciliation between the tax expense and the accounting profit multiplied by India's domestic tax rate for the respective period / years ended are, as follows:

| Particulars  | For the Period Ended<br>30th September 2020 | For the Year Ended 31st<br>March 2020 | For the Year Ended<br>31st March 2019 |
|--|---|---------------------------------------|---------------------------------------|
| Accounting profit before tax   | 21,080.19                                   | 30,428.32                             | 23,771.82                             |
| <b>At India's statutory income tax rate of 25.168%* (2020: 25.168%, 2019: 34.608%)</b> | <b>5,305.46</b>                             | <b>7,658.20</b>                       | <b>8,306.83</b>                       |
| <b>Adjustments in respect of current income tax of previous year</b>                   |   |                                       |                                       |
| (i) Expenses disallowed under the Income Tax Act                                       | 200.52                                      | 747.81                                | 205.31                                |
| (ii) Income Tax paid disallowed under the Income Tax Act                               | 1.16  | 120.47                                | -                                     |
| (iii) Income to the extent exempt under the Income Tax Act:                            |   |                                       |                                       |
| Dividend Income  | (1.07)                                      | (5.67)                                | (6.60)                                |
| (iv) Deferred Tax impact on Ind AS adjustments   | (1,095.38)                                  | -                                     | -                                     |
| (v) Deductions available under Chapter VI-A of the Income Tax Act                      | -   | -                                     | (279.56)                              |
| <b>Income tax expense reported in the statement of profit or loss</b>                  | <b>4,410.69</b>                             | <b>8,520.81</b>                       | <b>8,225.98</b>                       |
| <b>Effective Income Tax Rate</b>   | <b>20.92%</b>                               | <b>28.00%</b>                         | <b>34.60%</b>                         |

\*The Company has exercised the option permitted under Section 115BAA of the Income Tax Act, 1961 as introduced by the Taxation Laws (Amendment) Ordinance, 2019.

The following table shows deferred tax recorded in the balance sheet and changes recorded in the Income tax expense:

|  | Deferred tax assets       | Deferred tax liabilities  | Statement of profit and loss | OCI               |
|--|---------------------------|---------------------------|------------------------------|-------------------|
|  | As at 30th September 2020 | As at 30th September 2020 | 2020-21 H1                   | 2020-21 H1        |
| Opening Balance  |                           | <b>29,440.60</b>          |                              |                   |
| Fixed asset: Timing difference on account of Depreciation and Amortisation | 358.36                    | -                         | (358.36)                     | -                 |
| Bonus Disallowed due to non-payment  |                           | 93.13                     | 93.13                        | -                 |
| Provision for gratuity   | 75.96                     | -                         | (75.96)                      | -                 |
| Provision for Leave Encashment   | 38.66                     | -                         | (38.66)                      | -                 |
| Impairment allowances on financial assets                                  | 1,366.11                  | -                         | (1,366.11)                   | -                 |
| Fair Valuation of Financial Assets   | 5,646.28                  | -                         | (363.42)                     | (5,282.86)        |
| Financial liabilities measured at amortised cost                           | -                         | 82.84                     | 82.84                        | -                 |
| Actuarial gain/loss on Employee benefits                                   | -                         | -                         | 8.39                         | (8.39)            |
| <b>Total</b>   | <b>7,485.37</b>           | <b>29,616.57</b>          | <b>(2,018.15)</b>            | <b>(5,291.25)</b> |

|  | Deferred tax assets   | Deferred tax liabilities | Statement of profit and loss | OCI               |
|--|-----------------------|--------------------------|------------------------------|-------------------|
|  | As at 31st March 2020 | As at 31st March 2020    | 2019-20                      | 2019-20           |
| Opening Balance  |                       | <b>48,271.18</b>         |                              |                   |
| Restatement on account of change in corporate tax rate                     | -                     | (15,967.96)              | -                            | -                 |
| Fixed asset: Timing difference on account of Depreciation and Amortisation | 400.45                | -                        | (400.45)                     | -                 |
| Bonus Disallowed due to non-payment  | 63.32                 | -                        | (63.32)                      | -                 |
| Provision for gratuity   | 139.04                | -                        | (139.04)                     | -                 |
| Provision for Leave Encashment   | (26.48)               | -                        | 26.48                        | -                 |
| Impairment allowances on financial assets                                  | 366.04                | -                        | (366.04)                     | -                 |
| Fair Valuation of Financial Assets   | 1,902.75              | -                        | -                            | (1,902.75)        |
| Actuarial gain/loss on Employee benefits                                   | 17.49                 | -                        | -                            | (17.49)           |
| <b>Total</b>   | <b>2,862.61</b>       | <b>32,303.21</b>         | <b>(942.38)</b>              | <b>(1,920.25)</b> |

|  | Deferred tax assets   | Deferred tax liabilities | Statement of profit and loss | OCI               |
|--|-----------------------|--------------------------|------------------------------|-------------------|
|  | As at 31st March 2019 | As at 31st March 2019    | 2018-19                      | 2018-19           |
| Opening Balance  |                       | <b>50,655.61</b>         |                              |                   |
| Fixed asset: Timing difference on account of Depreciation and Amortisation | 687.90                | -                        | (687.90)                     | -                 |
| Bonus Disallowed due to non-payment  | 74.23                 | -                        | (74.23)                      | -                 |
| Provision for gratuity   | 39.45                 | -                        | (39.45)                      | -                 |
| Provision for Leave Encashment   | 4.58                  | -                        | (4.58)                       | -                 |
| Financial assets measured at amortised cost                                | 2.08                  | -                        | (2.08)                       | -                 |
| Impairment allowances on financial assets                                  | 413.43                | -                        | (413.43)                     | -                 |
| Fair Valuation of Financial Assets   | 1,238.57              | -                        | (73.28)                      | (1,165.29)        |
| Financial liabilities measured at amortised cost                           | -                     | 81.58                    | 81.58                        | -                 |
| Actuarial gain/loss on Employee benefits                                   | 5.79                  | -                        | -                            | (5.79)            |
| <b>Total</b>   | <b>2,466.02</b>       | <b>50,737.19</b>         | <b>(1,213.35)</b>            | <b>(1,171.08)</b> |

**MUTHOOT FINCORP LIMITED****ANNEXURE VI: NOTES TO REFORMATTED STANDALONE FINANCIAL STATEMENTS***(Rupees in lakhs, except for share data and unless otherwise stated)***35 Retirement Benefit Plan****Defined Contribution Plan**

The Company makes contributions to Provident Fund & Employee State Insurance which are defined contribution plans for qualifying employees. The amounts recognized for the aforesaid contributions in the statement of profit and loss are shown below:

| Particulars                               | As at 30th September 2020 | As at 31st March 2020 | As at 31st March 2019 |
|---|---------------------------|-----------------------|-----------------------|
| Contributions to Provident Fund           | 549.18                    | 1,451.37              | 1,337.09              |
| Contributions to Employee State Insurance | 239.61                    | 746.08                | 952.57                |
| <b>Defined Contribution Plan</b>          | <b>788.79</b>             | <b>2,197.45</b>       | <b>2,289.66</b>       |

**Defined Benefit Plan**

The Company has a defined benefit gratuity plan. The gratuity plan is governed by the Payment of Gratuity Act, 1972. Every employee who has completed five years or more of service gets a gratuity on leaving the service of the company at 15 days salary (last drawn salary) for each completed year of service.

The following tables summaries the components of net benefit expense recognized in the statement of profit and loss and the funded status and amounts recognized in the balance sheet for the gratuity plan.

| Particulars                               | As at 30th September 2020 | As at 31st March 2020 | As at 31st March 2019 |
|---|---------------------------|-----------------------|-----------------------|
| Present value of funded obligations       | 2,347.45                  | 2,163.07              | 1,834.80              |
| Fair value of planned assets              | 428.18                    | 545.61                | 730.77                |
| <b>Defined Benefit obligation/(asset)</b> | <b>2,775.63</b>           | <b>2,708.68</b>       | <b>2,565.57</b>       |

**Post employment defined benefit plan**

| Net benefit expense recognised in statement of profit and loss | As at 30th September 2020 | As at 31st March 2020 | As at 31st March 2019 |
|--|---------------------------|-----------------------|-----------------------|
| Current service cost   | 211.86                    | 394.60                | 340.22                |
| Net Interest on net defined benefit liability/ (asset)         | 56.61                     | 88.32                 | 73.09                 |
| <b>Net benefit expense</b>                                     | <b>268.47</b>             | <b>482.92</b>         | <b>413.31</b>         |

**Balance Sheet****Details of changes in present value of defined benefit obligations as follows:**

| Particulars   | As at 30th September 2020 | As at 31st March 2020 | As at 31st March 2019 |
|---|---------------------------|-----------------------|-----------------------|
| Defined benefit obligation at the beginning of the year | 2,163.07                  | 1,834.80              | 1,607.82              |
| Current service cost                                    | 211.86                    | 394.60                | 340.22                |
| Interest cost on benefit obligations                    | 75.71                     | 146.78                | 120.59                |
| Actuarial (Gain) / Loss on Total Liabilities            | 15.32                     | 30.71                 | (16.58)               |
| Benefits paid   | (118.50)                  | (243.82)              | (217.25)              |
| <b>Benefit obligation at the end of the year</b>        | <b>2,347.45</b>           | <b>2,163.07</b>       | <b>1,834.80</b>       |

**Details of changes fair value of plan assets are as follows: -**

| Particulars   | As at 30th September 2020 | As at 31st March 2020 | As at 31st March 2019 |
|---|---------------------------|-----------------------|-----------------------|
| Fair value of plan assets at the beginning of the year  | 545.61                    | 730.77                | 633.27                |
| Actual Return on Plan Assets  | 1.07                      | 19.66                 | 14.75                 |
| Employer contributions  | -                         | 39.00                 | 300.00                |
| Benefits paid   | (118.50)                  | (243.82)              | (217.25)              |
| Return on Plan assets, excluding amount included in net interest on the net defined benefit liability/(asset) | -                         | -                     | -                     |
| <b>Fair value of plan assets as at the end of the year</b>  | <b>428.18</b>             | <b>545.61</b>         | <b>730.77</b>         |

| Remeasurement gain/ (loss) in other comprehensive income (OCI)   | As at 30th September 2020 | As at 31st March 2020 | As at 31st March 2019 |
|--|---------------------------|-----------------------|-----------------------|
| Actuarial gain/(loss) on obligation  |                           |                       | (16.58)               |
| <i>Experience adjustments</i>  | (15.32)                   | 96.56                 | -                     |
| <i>Return on Plan assets, excluding amount included in net interest on the net defined benefit liability/(asset)</i> | (18.02)                   | (38.80)               | -                     |
| Actuarial changes arising from changes in financial assumptions  | -                         | (127.27)              | -                     |
| <b>Actuarial gain /(loss) (through OCI)</b>  | <b>(33.34)</b>            | <b>(69.51)</b>        | <b>(16.58)</b>        |

The principal assumptions used in determining gratuity obligations for the Company's plans are shown below:

| Particulars                             | As at 30th September 2020 | As at 31st March 2020  | As at 31st March 2019  |
|---|---------------------------|------------------------|------------------------|
| Salary Growth Rate                      | 0.00%                     | 0.00%                  | 3.00%                  |
| Discount Rate                           | 7.00%                     | 7.00%                  | 8.00%                  |
| Withdrawal Rate                         | 5.00%                     | 5.00%                  | 5.00%                  |
| Mortality                               | 100% of IALM 2006-2008    | 100% of IALM 2006-2008 | 100% of IALM 2006-2008 |
| Interest rate on net DBO                | 7.00%                     | 7.00%                  | 8.00%                  |
| Expected average remaining working life | 27.19                     | 27.73                  | 28.04                  |

**Investments quoted in active markets:**

| Particulars                                   | As at 30th September 2020 | As at 31st March 2020 | As at 31st March 2019 |
|---|---------------------------|-----------------------|-----------------------|
| Equity instruments                            | -                         | -                     | -                     |
| Debt instruments                              | -                         | -                     | -                     |
| Real estate                                   | -                         | -                     | -                     |
| Derivatives                                   | -                         | -                     | -                     |
| Investment Funds with Insurance Company       | 100.00%                   | 100.00%               | 100.00%               |
| <i>Of which, Unit Linked</i>                  | -                         | -                     | -                     |
| <i>Of which, Traditional/ Non-Unit Linked</i> | 100.00%                   | 100.00%               | 100.00%               |
| Asset-backed securities                       | -                         | -                     | -                     |
| Structured debt                               | -                         | -                     | -                     |
| Cash and cash equivalents                     | -                         | -                     | -                     |
| <b>Total</b>                                  | <b>100.00%</b>            | <b>100.00%</b>        | <b>100.00%</b>        |



A quantitative sensitivity analysis for significant assumptions as at 30th September 2020, 31st March 2020 and 31st March 2019 are as shown below:

| Assumptions             | Sensitivity Level                        | As at 30th September 2020 | As at 31st March 2020 | As at 31st March 2019 |
|-------------------------|--|---------------------------|-----------------------|-----------------------|
| Discount Rate           | Increase by 1%                           | 2,149.79                  | 1,980.45              | 1,688.91              |
| Discount Rate           | Decrease by 1%                           | 2,579.47                  | 2,377.52              | 2,005.24              |
| Further Salary Increase | Increase by 1%                           | 2,587.46                  | 2,384.90              | 2,012.35              |
| Further Salary Increase | Decrease by 1%                           | 2,740.29                  | 1,971.67              | 1,680.99              |
| Employee turnover       | Increase by 1%                           | 2,426.73                  | 2,236.91              | 1,913.40              |
| Employee turnover       | Decrease by 1%                           | 2,255.28                  | 2,077.24              | 1,743.87              |
| Mortality Rate          | Increase in expected lifetime by 1 year  | 2,339.74                  | 2,155.98              | 1,828.44              |
| Mortality Rate          | Increase in expected lifetime by 3 years | 2,326.45                  | 2,143.78              | 1,817.34              |

The weighted average duration of the defined benefit obligation as at 30th September, 2020 is 10 years (2020: 10 years, 2019: 10 years).

Gratuity liability is funded through a Gratuity Fund managed by Life Insurance Corporation of India Ltd.

The estimates of future salary increases, considered in actuarial valuation, take account of inflation, seniority, promotion and other relevant factors, such as supply and demand in the employment market.

The principal assumptions used in determining leave encashment obligations for the Company's plans are shown below:

*The discount rate is based on the prevailing market yields of Government of India securities as at the balance sheet date for the estimated term of the obligations.*

*The estimate of future salary increases considered, takes into account the inflation, seniority, promotion, increments and other relevant factors.*

**MUTHOOT FINCORP LIMITED**
**ANNEXURE VI: NOTES TO REFORMATTED STANDALONE FINANCIAL STATEMENTS**
*(Rupees in lakhs, except for share data and unless otherwise stated)*
**36 Maturity analysis of assets and liabilities**

The table below shows an analysis of assets and liabilities analysed according to when they are expected to be recovered or settled. Loans and advances to customers, the Company uses the same basis of expected repayment behaviour as used for estimating the EIR. Issued debt reflect the contractual coupon amortisations.

| Particulars                           | As at 30th September 2020 |                     |                     | As at 31st March 2020 |                     |                     | As at 31st March 2019 |                    |                     |
|---------------------------------------|---------------------------|---------------------|---------------------|-----------------------|---------------------|---------------------|-----------------------|--------------------|---------------------|
|                                       | Within 12 months          | After 12 months     | Total               | Within 12 months      | After 12 months     | Total               | Within 12 months      | After 12 months    | Total               |
| <b>Assets</b>                         |                           |                     |                     |                       |                     |                     |                       |                    |                     |
| <b>Financial assets</b>               |                           |                     |                     |                       |                     |                     |                       |                    |                     |
| Cash and cash equivalents             | 1,53,046.96               | -                   | 1,53,046.96         | 30,017.28             | -                   | 30,017.28           | 25,389.37             | -                  | 25,389.37           |
| Bank Balance other than above         | 3,763.24                  | -                   | 3,763.24            | 984.69                | -                   | 984.69              | 5,818.16              | -                  | 5,818.16            |
| Trade receivables                     | 3,031.53                  | -                   | 3,031.53            | 2,918.88              | -                   | 2,918.88            | 2,836.93              | -                  | 2,836.93            |
| Loans                                 | 14,87,162.03              | 87,827.70           | 15,74,989.73        | 13,54,807.32          | 36,994.74           | 13,91,802.06        | 11,55,176.54          | 33,292.87          | 11,88,469.41        |
| Investments                           | 2,914.79                  | 1,54,465.18         | 1,57,379.97         | 2,239.80              | 1,75,931.19         | 1,78,170.99         | 3,417.70              | 1,81,352.91        | 1,84,770.61         |
| Other financial assets                | 4,228.50                  | 11,903.34           | 16,131.83           | 3,940.10              | 11,507.36           | 15,447.46           | 4,153.80              | 24,807.79          | 28,961.59           |
| <b>Non-financial Assets</b>           |                           |                     |                     |                       |                     |                     |                       |                    |                     |
| Current tax assets (net)              | -                         | -                   | -                   | -                     | -                   | -                   | -                     | -                  | -                   |
| Investment Property                   | -                         | 30,246.61           | 30,246.61           | -                     | 30,236.55           | 30,236.55           | -                     | 30,096.71          | 30,096.71           |
| Property, plant and equipment         | -                         | 42,521.36           | 42,521.36           | -                     | 45,322.31           | 45,322.31           | -                     | 49,655.41          | 49,655.41           |
| Other intangible assets               | -                         | 933.80              | 933.80              | -                     | 437.68              | 437.68              | -                     | 449.56             | 449.56              |
| Right-of-use assets                   | 11,455.62                 | 26,617.59           | 38,073.21           | 8,826.91              | 34,832.72           | 43,659.63           | -                     | -                  | -                   |
| Other non financial assets            | 9,936.50                  | 26,306.50           | 36,243.00           | 4,977.01              | 25,916.32           | 30,893.32           | 33,941.91             | 1,399.99           | 35,341.90           |
| <b>Total assets</b>                   | <b>16,75,539.17</b>       | <b>3,80,822.08</b>  | <b>20,56,361.25</b> | <b>14,08,711.99</b>   | <b>3,61,178.87</b>  | <b>17,69,890.86</b> | <b>12,30,734.41</b>   | <b>3,21,055.23</b> | <b>15,51,789.65</b> |
| <b>Liabilities</b>                    |                           |                     |                     |                       |                     |                     |                       |                    |                     |
| <b>Financial Liabilities</b>          |                           |                     |                     |                       |                     |                     |                       |                    |                     |
| Trade payables                        | 17,286.01                 | -                   | 17,286.01           | 36,880.16             | -                   | 36,880.16           | 46,115.13             | -                  | 46,115.13           |
| Debt Securities                       | 34,692.38                 | 2,71,798.89         | 3,06,491.26         | 22,165.53             | 63,947.79           | 86,113.32           | 23,732.14             | 386.86             | 24,119.00           |
| Borrowings (other than debt security) | 8,32,206.13               | 2,37,334.96         | 10,69,541.09        | 6,72,834.44           | 2,95,478.83         | 9,68,313.27         | 7,81,489.30           | 44,870.84          | 8,26,360.14         |
| Lease Liability                       | 9,000.01                  | 33,340.96           | 42,340.97           | 12,842.16             | 33,605.60           | 46,447.77           | -                     | -                  | -                   |
| Subordinated Liabilities              | 45,951.11                 | 2,06,482.21         | 2,52,433.31         | 33,160.22             | 2,27,007.25         | 2,60,167.47         | 38,822.21             | 2,34,206.48        | 2,73,028.69         |
| Other Financial liabilities           | 22,654.32                 | 21,860.50           | 44,514.82           | 21,965.85             | 18,975.00           | 40,940.85           | 20,403.97             | 25,841.77          | 46,245.74           |
| <b>Non-financial Liabilities</b>      |                           |                     |                     |                       |                     |                     |                       |                    |                     |
| Current tax liabilities (net)         | 1,664.02                  | -                   | 1,664.02            | 287.56                | -                   | 287.56              | 3,659.10              | -                  | 3,659.10            |
| Provisions                            | 192.66                    | 2,526.20            | 2,718.86            | 162.88                | 2,218.01            | 2,380.89            | 163.12                | 1,994.71           | 2,157.83            |
| Deferred tax liabilities (net)        | -                         | 22,131.20           | 22,131.20           | -                     | 29,440.60           | 29,440.60           | -                     | 48,271.18          | 48,271.18           |
| Other non-financial liabilities       | 864.58                    | -                   | 864.58              | 3,480.88              | -                   | 3,480.88            | 1,636.13              | -                  | 1,636.13            |
| <b>Total Liabilities</b>              | <b>9,64,511.20</b>        | <b>7,95,474.91</b>  | <b>17,59,986.12</b> | <b>8,03,779.68</b>    | <b>6,70,673.08</b>  | <b>14,74,452.76</b> | <b>9,16,021.09</b>    | <b>3,55,571.84</b> | <b>12,71,592.93</b> |
| <b>Net</b>                            | <b>7,11,027.97</b>        | <b>-4,14,652.84</b> | <b>2,96,375.13</b>  | <b>6,04,932.30</b>    | <b>-3,09,494.21</b> | <b>2,95,438.09</b>  | <b>3,14,713.32</b>    | <b>-34,516.61</b>  | <b>2,80,196.72</b>  |

**MUTHOOT FINCORP LIMITED**
**ANNEXURE VI: NOTES TO REFORMATTED STANDALONE FINANCIAL STATEMENTS**
*(Rupees in lakhs, except for share data and unless otherwise stated)*
**37 Change in liabilities arising from financing activities**

| Particulars  | As at 1st April 2020 | Cash Flows         | Ind AS 116 - Lease Liabilities | Others            | As at 30th September 2020 |
|--|----------------------|--------------------|--------------------------------|-------------------|---------------------------|
| Debt Securities                                    | 86,113.32            | 2,21,328.59        | -                              | (950.65)          | 3,06,491.26               |
| Borrowings other than debt securities              | 9,68,313.27          | 1,02,846.01        | -                              | (1,618.19)        | 10,69,541.09              |
| Lease Liabilities                                  | 46,447.77            | (8,080.05)         | 3,973.25                       | -                 | 42,340.97                 |
| Subordinated Liabilities                           | 2,60,167.47          | (7,441.12)         | -                              | (293.04)          | 2,52,433.31               |
| <b>Total liabilities from financing activities</b> | <b>13,61,041.83</b>  | <b>3,08,653.44</b> | <b>3,973.25</b>                | <b>(2,861.88)</b> | <b>16,70,806.63</b>       |

| Particulars  | As at 1st April 2019 | Cash Flows         | Ind AS 116 - Lease Liabilities | Others            | As at 31st March 2020 |
|--|----------------------|--------------------|--------------------------------|-------------------|-----------------------|
| Debt Securities                                    | 24,119.00            | 62,612.47          | -                              | (618.15)          | 86,113.32             |
| Borrowings other than debt securities              | 8,26,360.14          | 1,42,795.98        | -                              | (842.85)          | 9,68,313.27           |
| Lease Liabilities                                  | -                    | (16,572.01)        | 63,019.77                      | -                 | 46,447.77             |
| Subordinated Liabilities                           | 2,73,028.69          | (12,905.79)        | -                              | 44.58             | 2,60,167.47           |
| <b>Total liabilities from financing activities</b> | <b>11,23,507.83</b>  | <b>1,75,930.65</b> | <b>63,019.77</b>               | <b>(1,416.42)</b> | <b>13,61,041.83</b>   |

| Particulars  | As at 1st April 2018 | Cash Flows         | Changes in fair value | Others          | As at 31st March 2019 |
|--|----------------------|--------------------|-----------------------|-----------------|-----------------------|
| Debt Securities                                    | 55,573.70            | (31,454.26)        | -                     | (0.44)          | 24,119.00             |
| Borrowings other than debt securities              | 8,61,952.31          | (34,857.11)        | -                     | (735.06)        | 8,26,360.14           |
| Subordinated Liabilities                           | 2,66,844.40          | 6,193.45           | -                     | (9.16)          | 2,73,028.69           |
| <b>Total liabilities from financing activities</b> | <b>11,84,370.41</b>  | <b>(60,117.92)</b> | <b>-</b>              | <b>(744.66)</b> | <b>11,23,507.83</b>   |

**MUTHOOT FINCORP LIMITED****ANNEXURE VI: NOTES TO REFORMATTED STANDALONE FINANCIAL STATEMENTS***(Rupees in lakhs, except for share data and unless otherwise stated)***38. Contingent Liabilities (to the extent not provided for)**

| Particulars  | As at<br>30th September<br>2020 | As at<br>31st March 2020 | As at<br>31st March 2019 |
|--|---------------------------------|--------------------------|--------------------------|
| <b>(i) Contingent Liabilities</b>                          |                                 |                          |                          |
| <b>Claims against the Company not acknowledged as debt</b> |                                 |                          |                          |
| (i) Income Tax Demands                                     | 6,327.34                        | 6,327.34                 | 6,065.85                 |
| (ii) Service Tax Demands                                   | 5,106.18                        | 3,600.90                 | 3,600.86                 |
| (iii) Value Added Tax Demands                              | 1,432.70                        | 1,432.70                 | 2,294.21                 |
| (iv) Bank Guarantees                                       | 36.59                           | 92.09                    | 204.50                   |
| (v) Cash Margin on Securitisation                          | 3,752.39                        | 2,258.62                 | 3,891.32                 |

(vi) Some of the branches of the Company had received notices under the Kerala Money Lenders Act, 1958, for registration. The Company has challenged the same and currently the matter is before the Hon'ble Supreme Court. The Hon'ble Supreme Court has granted an interim stay till the disposal of the appeal. Pending the resolution of the same, no adjustments have been made in the financial statements for the required license fee and Security deposits.

(vii) The Company has filed a Writ Petition before the Honourable High Court of Madras on 30th July, 2019 challenging the Order passed by the Income Tax Settlement Commission, Chennai Bench abating the proceedings before it relating to the Settlement Application filed by the Company dated December 17, 2017 ("Settlement Application"); and praying for stay on proceedings initiated by the Joint Commissioner of Income Tax (OSD), Central Circle, Thiruvananthapuram post abatement of proceedings by the Settlement Commission. The tax and interest due on the issues forming part of the Settlement Application totaled to ₹7,406 lakh. The Settlement Application related to notices received under Section 147 of the Income Tax Act, as per which the income chargeable to tax for the Financial Years 2011-12 to 2016-17 of MFL had escaped assessment, and Section 153A of the Income Tax Act, as per which MFL was required to prepare true and correct return of which MFL was assessable for the Assessment Years 2011-2012 to 2016-2017. The proceedings before the High Court of Madras is currently pending.

**MUTHOOT FINCORP LIMITED****ANNEXURE VI: NOTES TO REFORMATTED STANDALONE FINANCIAL STATEMENTS***(Rupees in lakhs, except for share data and unless otherwise stated)***39 Related Party Disclosures****Names of Related parties with whom transaction has taken place****(A) Subsidiaries**

- 1 Muthoot Microfin Limited
- 2 Muthoot Housing Finance Company Limited
- 3 Muthoot Pappachan Technologies Limited

**(B) Key Management Personnel****Designation**

- |                                       |  |
|---------------------------------------|--|
| 1 Thomas John Muthoot                 | Managing Director                              |
| 2 Thomas George Muthoot               | Director                                       |
| 3 Thomas Muthoot                      | Wholetime Director Cum Chief Financial Officer |
| 4 Preethi John Muthoot                | Director                                       |
| 5 Kurian Peter Arattukulam            | Director                                       |
| 6 Ramakrishna Pillai Kamalasanan Nair | Director (Resigned)                            |
| 7 Vikraman Ampalakkat                 | Director                                       |
| 8 Thuruthiyil Devassia Mathai         | Company Secretary                              |

**(C) Enterprises owned or significantly influenced by key management personnel or their relatives**

- 1 MPG Hotels and Infrastructure Ventures Private Limited
- 2 Muthoot Automotive (India) Private Limited
- 3 Muthoot Automobile Solutions Private Limited
- 4 Muthoot Capital Services Limited
- 5 Muthoot Hotels Private Limited
- 6 Muthoot Infrastructure Private Limited
- 7 Muthoot Motors Private Limited
- 8 Muthoot Pappachan Medicare Private Limited
- 9 Muthoot Risk Insurance and Broking Services Private Limited
- 10 Muthoot Pappachan Chits (India) Private Limited
- 11 Muthoot Exim Private Limited
- 12 Muthoot Kuries Private Limited
- 13 MPG Security Group Private Limited
- 14 Muthoot Pappachan Centre Of Excellence In Sports
- 15 Muthoot Estate Investments
- 16 Muthoot Motors (Cochin)
- 17 Muthoot Pappachan Foundation
- 18 M-Liga Sports Excellence Private Limited

**(D) Relatives of Key Management Personnel**

- 1 Janamma Thomas
- 2 Nina George
- 3 Thomas M John
- 4 Suzannah Muthoot
- 5 Hannah Muthoot
- 6 Tina Suzanne George
- 7 Ritu Elizabeth George
- 8 Shweta Ann George

**Related Party transactions during the year:**

| Particulars                                  | Key Management Personnel & Directors |                            |                            | Relatives of Key Management Personnel |                            |                            | Entities over which Key Management Personnel and their relatives are able to exercise significant influence |                            |                            | Subsidiaries                     |                            |                            |
|--|--------------------------------------|----------------------------|----------------------------|---------------------------------------|----------------------------|----------------------------|---|----------------------------|----------------------------|----------------------------------|----------------------------|----------------------------|
|  | Period Ended 30th September 2020     | Year Ended 31st March 2020 | Year Ended 31st March 2019 | Period Ended 30th September 2020      | Year Ended 31st March 2019 | Year Ended 31st March 2019 | Period Ended 30th September 2020  | Year Ended 31st March 2020 | Year Ended 31st March 2019 | Period Ended 30th September 2020 | Year Ended 31st March 2020 | Year Ended 31st March 2019 |
| <b>Revenue</b>                               |                                      |                            |                            |                                       |                            |                            |   |                            |                            |                                  |                            |                            |
| Auction of Gold Ornaments                    | -                                    | -                          | -                          | -                                     | -                          | -                          | 113.29  | 1,918.82                   | 857.88                     | -                                | -                          | -                          |
| Commission Received                          | -                                    | -                          | -                          | -                                     | -                          | -                          | 372.10  | 1,229.81                   | 1,279.41                   | 86.74                            | 885.32                     | 1,253.92                   |
| Employee Secondment Fee received             | -                                    | -                          | -                          | -                                     | -                          | -                          | -   | -                          | 11.43                      | -                                | -                          | -                          |
| Processing Fee received                      | -                                    | 15.00                      | 15.00                      | -                                     | -                          | -                          | 0.73  | 0.75                       | 0.38                       | -                                | -                          | -                          |
| Rent received                                | -                                    | -                          | -                          | -                                     | -                          | -                          | 138.43  | 304.87                     | 260.81                     | 69.28                            | 135.08                     | 137.73                     |
| Revenue from Travel Services                 | -                                    | -                          | -                          | -                                     | -                          | -                          | 0.00  | 6.54                       | 73.31                      | 0.02                             | 73.42                      | 80.34                      |
| Sale of Used Assets                          | -                                    | -                          | -                          | -                                     | -                          | -                          | -   | -                          | -                          | -                                | 3.15                       | 2.35                       |
| Interest accrued on loans & advances         | 1,197.27                             | 2,386.26                   | 2,388.00                   | -                                     | -                          | -                          | 9.90  | 16.10                      | 33.39                      | 109.50                           | 219.00                     | 218.40                     |
| <b>Expense</b>                               |                                      |                            |                            |                                       |                            |                            |   |                            |                            |                                  |                            |                            |
| Commission Paid                              | 66.00                                | 132.00                     | 132.00                     | -                                     | -                          | -                          | 0.57  | 3.43                       | 4.02                       | 157.39                           | 576.98                     | 975.55                     |
| Interest paid                                | 132.33                               | 350.54                     | 576.00                     | 15.74                                 | 42.04                      | -                          | 104.94  | 334.64                     | 269.91                     | -                                | -                          | -                          |
| Hotel Service payments                       | -                                    | -                          | -                          | -                                     | -                          | -                          | 19.41   | 54.41                      | 55.56                      | -                                | -                          | -                          |
| Professional & Consultancy Charges           | -                                    | -                          | -                          | -                                     | -                          | -                          | 993.96  | 1,773.55                   | 1,925.97                   | 641.37                           | 1,459.80                   | 961.46                     |
| Purchase of Gold / Silver Coins              | -                                    | -                          | -                          | -                                     | -                          | -                          | 24.74   | 13.23                      | 5.30                       | -                                | -                          | -                          |
| Reimbursement of Expenses                    | -                                    | -                          | -                          | 8.10                                  | -                          | -                          | (3.09)  | (12.58)                    | (34.61)                    | (5.56)                           | (14.44)                    | (8.40)                     |
| Rent paid                                    | 50.74                                | 101.36                     | 132.99                     | -                                     | -                          | -                          | 7.36  | 13.50                      | 14.72                      | -                                | -                          | -                          |
| Purchase of Used Assets                      | -                                    | -                          | -                          | -                                     | -                          | -                          | 20.12   | -                          | 57.42                      | -                                | -                          | -                          |
| Remuneration Paid                            | 1,093.80                             | 2,200.04                   | 1,744.85                   | -                                     | 18.90                      | 12.82                      | -   | -                          | -                          | -                                | -                          | -                          |
| Sitting Fee paid                             | 4.00                                 | 8.00                       | 8.75                       | -                                     | -                          | 1.25                       | -   | -                          | -                          | -                                | -                          | -                          |
| <b>Asset</b>                                 |                                      |                            |                            |                                       |                            |                            |   |                            |                            |                                  |                            |                            |
| Advance for CSR Activities                   | -                                    | -                          | -                          | -                                     | -                          | -                          | 105.48  | 285.11                     | 555.90                     | -                                | -                          | -                          |
| ICD advanced                                 | -                                    | -                          | -                          | -                                     | -                          | -                          | -   | -                          | 5,000.00                   | -                                | -                          | -                          |
| ICD repaid                                   | -                                    | -                          | -                          | -                                     | -                          | -                          | -   | -                          | (5,000.00)                 | -                                | -                          | -                          |
| Investment made in Equity                    | -                                    | -                          | -                          | -                                     | -                          | -                          | -   | -                          | -                          | -                                | 2,500.02                   | 2,499.85                   |
| Loans Advanced                               | -                                    | 19,900.00                  | -                          | -                                     | -                          | -                          | 290.00  | 300.00                     | 100.00                     | -                                | -                          | -                          |
| Loan repayments received                     | -                                    | (19,900.00)                | -                          | -                                     | -                          | -                          | (239.64)  | (125.26)                   | (121.99)                   | (1,365.00)                       | -                          | -                          |
| Refund received against advance for property | -                                    | -                          | -                          | -                                     | -                          | -                          | -   | (19,600.00)                | (2,113.75)                 | -                                | -                          | -                          |
| Salary Advanced                              | 1.94                                 | -                          | -                          | 1.35                                  | -                          | -                          | -   | -                          | -                          | -                                | -                          | -                          |
| <b>Liability</b>                             |                                      |                            |                            |                                       |                            |                            |   |                            |                            |                                  |                            |                            |
| Advance received towards Owners share        | -                                    | -                          | -                          | -                                     | -                          | -                          | 28.70   | 210.13                     | 198.70                     | -                                | -                          | -                          |
| ICD accepted                                 | -                                    | -                          | -                          | -                                     | -                          | -                          | -   | 7,500.00                   | 23,000.00                  | -                                | -                          | -                          |
| ICD repaid                                   | -                                    | -                          | -                          | -                                     | -                          | -                          | -   | (7,500.00)                 | (23,000.00)                | -                                | -                          | -                          |
| Investment in Debt Instruments               | -                                    | -                          | -                          | 3.00                                  | 307.00                     | 1.70                       | -   | -                          | -                          | -                                | -                          | -                          |
| Security Deposit Accepted                    | -                                    | -                          | -                          | -                                     | -                          | -                          | 0.48  | 0.55                       | -                          | 1.48                             | 2.80                       | 3.00                       |
| Security Deposit Repaid                      | -                                    | -                          | -                          | -                                     | -                          | -                          | (2.11)  | (3.73)                     | 0.60                       | (3.90)                           | (1.48)                     | 3.76                       |

**Balance outstanding as at the year end:**

| Particulars                                | Key Management Personnel & Directors |                            |                            | Relatives of Key Management Personnel |                            |                            | Entities over which Key Management Personnel and their relatives are able to exercise significant influence |                            |                            | Subsidiaries                     |                            |                            |
|--|--------------------------------------|----------------------------|----------------------------|---------------------------------------|----------------------------|----------------------------|---|----------------------------|----------------------------|----------------------------------|----------------------------|----------------------------|
|  | Period Ended 30th September 2020     | Year Ended 31st March 2020 | Year Ended 31st March 2019 | Period Ended 30th September 2020      | Year Ended 31st March 2019 | Year Ended 31st March 2019 | Period Ended 30th September 2020  | Year Ended 31st March 2020 | Year Ended 31st March 2019 | Period Ended 30th September 2020 | Year Ended 31st March 2020 | Year Ended 31st March 2019 |
| <b>Asset</b>                               |                                      |                            |                            |                                       |                            |                            |   |                            |                            |                                  |                            |                            |
| Advance for CSR Activities                 | -                                    | -                          | -                          | -                                     | -                          | -                          | -   | 30.40                      | 8.91                       | -                                | -                          | -                          |
| Advance for Property/Shares                | 1,588.53                             | 1,588.53                   | 1,588.53                   | 133.87                                | 133.87                     | 133.87                     | 27,277.77   | 27,277.77                  | 46,877.77                  | -                                | -                          | -                          |
| Advance received towards Owners share      | -                                    | -                          | -                          | -                                     | -                          | -                          | 238.83  | 210.13                     | 46.43                      | -                                | -                          | -                          |
| Commission Receivable                      | -                                    | -                          | -                          | -                                     | -                          | -                          | 290.96  | 229.23                     | 323.34                     | 5.53                             | 63.44                      | 181.96                     |
| Expense Reimbursements Receivable          | -                                    | -                          | -                          | -                                     | -                          | -                          | 5.61  | 2.84                       | 18.08                      | 1.43                             | 1.28                       | 1.08                       |
| Interest on Loan Receivable                | 1,258.82                             | 61.55                      | 19.63                      | -                                     | -                          | -                          | 0.11  | 1.15                       | 0.50                       | -                                | 49.01                      | 48.47                      |
| Loans Advanced                             | 19,900.00                            | 19,900.00                  | 19,900.00                  | -                                     | -                          | -                          | 290.00  | 239.64                     | 64.90                      | -                                | 1,365.00                   | 1,365.00                   |
| Other Receivable                           | -                                    | -                          | -                          | -                                     | -                          | -                          | -   | -                          | 0.59                       | -                                | 4.88                       | 4.03                       |
| Rent Receivable                            | -                                    | -                          | -                          | -                                     | -                          | -                          | 104.83  | 34.51                      | 46.31                      | 12.86                            | 12.47                      | 29.85                      |
| Travel Service Receivables                 | -                                    | -                          | -                          | -                                     | -                          | -                          | 1.56  | 8.32                       | 16.71                      | -                                | 3.57                       | 26.33                      |
| Salary Advance                             | 1.94                                 |                            |                            | 1.35                                  |                            |                            | -   |                            |                            | -                                |                            |                            |
|  |                                      |                            |                            |                                       |                            |                            |   |                            |                            |                                  |                            |                            |
| <b>Liability</b>                           |                                      |                            |                            |                                       |                            |                            |   |                            |                            |                                  |                            |                            |
| Collection balance payable                 | -                                    | 78.27                      | -                          | -                                     | -                          | -                          | 279.01  | 6.36                       | 34.18                      | 44.35                            | -                          | -                          |
| Commission Payable                         | -                                    | -                          | 15.88                      | -                                     | -                          | -                          | -   | -                          | -                          | 93.75                            | 259.49                     | 67.61                      |
| Interest Payable                           | -                                    | -                          | -                          | 17.48                                 | 8.76                       | 1.23                       | 6.59  | 0.25                       | 0.84                       | -                                | -                          | -                          |
| Rent Payable                               | -                                    | -                          | -                          | -                                     | -                          | -                          | 1.23  | -                          | -                          | -                                | -                          | -                          |
| Remuneration Payable                       | 0.01                                 | 5.63                       | 27.47                      | -                                     | -                          | -                          | -   | -                          | -                          | -                                | -                          | -                          |
| Investment in Debt Instruments             | -                                    | -                          | -                          | 316.47                                | 313.47                     | 4.25                       | 18.73   | -                          | 1.70                       | -                                | -                          | -                          |
| PDI issued                                 | 2,630.00                             | 20.00                      | 4,800.00                   | -                                     | -                          | -                          | 1,460.00  | -                          | -                          | -                                | -                          | -                          |
| Professional & Consultancy Charges payable | -                                    | -                          | -                          | -                                     | -                          | -                          | -   | 4.23                       | 85.26                      | -                                | -                          | -                          |
| Security Deposit received                  | -                                    | -                          | -                          | -                                     | -                          | -                          | 40.22   | 56.85                      | 45.03                      | 50.87                            | 53.30                      | 51.98                      |
| Other Payable                              | -                                    | -                          | -                          | -                                     | -                          | -                          | -   | 2.27                       | -                          | -                                | -                          | -                          |

**Note**

a) Related parties have been identified on the basis of the declaration received by the management and other records available.

**Compensation of key management personnel of the Company:**

Key management personnel are those individuals who have the authority and responsibility for planning and exercising power to directly or indirectly control the activities of the Company and its employees. The Company considers the members of the Board of Directors which include independent directors (and its sub-committees) to be key management personnel for the purposes of IND AS 24 Related Party Disclosures.

| Particulars                           | Period Ended 30th September 2020 | Year Ended 31st March 2020 | Year Ended 31st March 2019 |
|---------------------------------------|----------------------------------|----------------------------|----------------------------|
| Short-term employee benefits          | 1,097.80                         | 2,208.04                   | 1,753.60                   |
| Post-employment benefits              |                                  | -                          | -                          |
| <b>Total compensation paid to key</b> | <b>1,097.80</b>                  | <b>2,208.04</b>            | <b>1,753.60</b>            |

**MUTHOOT FINCORP LIMITED****ANNEXURE VI: NOTES TO REFORMATTED STANDALONE FINANCIAL STATEMENTS***(Rupees in lakhs, except for share data and unless otherwise stated)***40 Capital****Capital Management**

The primary objective of the Company's capital management policy is to ensure that the Company complies with externally imposed capital requirements and maintains healthy credit ratings and capital ratios in order to support its business and to maximise shareholder value.

Being an NBFC-SI, the RBI requires the Company to maintain a minimum capital to risk weighted assets ratio ("CRAR") consisting of a minimum Tier I Capital of 12% and a combined Tier I & Tier II Capital of 15% of our aggregate risk weighted assets. The capital management process of the Company ensures to maintain a healthy CRAR at all the times.

| <b>Regulatory capital</b>   | <b>As at 30th<br/>September 2020</b> | <b>As at 31st March<br/>2020</b> | <b>As at 31st March<br/>2019</b> |
|-----------------------------|--------------------------------------|----------------------------------|----------------------------------|
| Tier I Capital              | 2,21,195.16                          | 2,01,875                         | 2,00,616                         |
| Tier II Capital             | 1,00,152.04                          | 1,00,938                         | 1,00,308                         |
| <b>Total capital</b>        | <b>3,21,347.20</b>                   | <b>3,02,813</b>                  | <b>3,00,924</b>                  |
| <b>Risk weighted assets</b> | <b>17,23,425.60</b>                  | <b>15,47,762</b>                 | <b>13,71,259</b>                 |
| <b>CRAR</b>                 |                                      |                                  |                                  |
| Tier I Capital (%)          | 12.83%                               | 13.04%                           | 14.63%                           |
| Tier II Capital (%)         | 5.81%                                | 6.52%                            | 7.32%                            |

Tier I Capital comprises of share capital, share premium, reserves, retained earnings including current year profits and perpetual debt instruments subject to permissible limits. Certain adjustments are made to Ind AS-based results and reserves, in order to ensure compliance with the directions of the Reserve Bank of India. Tier II Capital consists primarily of Subordinated Debt Instruments, subject to permissible limits as per the directions of the Reserve Bank of India.



**MUTHOOT FINCORP LIMITED**
**ANNEXURE VI: NOTES TO REFORMATTED STANDALONE FINANCIAL STATEMENTS**

(Rupees in lakhs, except for share data and unless otherwise stated)

**41 Fair Value Measurement**

Fair value is the price that would be received to sell an asset or paid to transfer a liability in an orderly transaction in the principal (or most advantageous) market at the measurement date under current market conditions (i.e., an exit price), regardless of whether that price is directly observable or estimated using a valuation technique. In order to show how fair values have been derived, financial instruments are classified based on a hierarchy of valuation techniques.

**Fair Value Hierarchy of assets and liabilities**

The following table shows an analysis of financial instruments recorded at fair value by level of the fair value hierarchy as at September 30, 2020:

| Particulars                              | At FVTPL |         |         |        |
|--|----------|---------|---------|--------|
|  | Level-1  | Level-2 | Level-3 | Total  |
| Investment in JM Financial India Fund II | 120.94   | -       | -       | 120.94 |

| Particulars   | At FVTOCI |             |         |             |
|---|-----------|-------------|---------|-------------|
|   | Level-1   | Level-2     | Level-3 | Total       |
| Investment in Muthoot Microfin Limited                      | -         | 1,36,209.03 | -       | 1,36,209.03 |
| Investment in Muthoot Pappachan Chits Private Limited       | -         | 7.34        | -       | 7.34        |
| Investment in Avenues India Private Limited                 | -         | 400.26      | -       | 400.26      |
| Investment in Fair Asset Technologies (P) Limited           | -         | 703.59      | -       | 703.59      |
| Investment in Algiz Consultancy Services Private Limited    | -         | -           | -       | -           |
| Investment in Equity Shares (DP account with Motilal Oswal) | 1,236.96  | -           | -       | 1,236.96    |
| Investment in PMS - Motilal Oswal                           | 484.70    | -           | -       | 484.70      |
| Investment in Union Mutual Fund                             | 200.39    | -           | -       | 200.39      |

The following table shows an analysis of financial instruments recorded at fair value by level of the fair value hierarchy as at March 31, 2020:

| Particulars                              | At FVTPL |         |         |        |
|--|----------|---------|---------|--------|
|  | Level-1  | Level-2 | Level-3 | Total  |
| Investment in JM Financial India Fund II | 121.80   | -       | -       | 121.80 |

| Particulars   | At FVTOCI |             |         |             |
|---|-----------|-------------|---------|-------------|
|   | Level-1   | Level-2     | Level-3 | Total       |
| Investment in Muthoot Microfin Limited                      | -         | 1,57,677.11 | -       | 1,57,677.11 |
| Investment in Muthoot Pappachan Chits Private Limited       | -         | 5.23        | -       | 5.23        |
| Investment in Avenues India Private Limited                 | -         | 400.26      | -       | 400.26      |
| Investment in Fair Asset Technologies (P) Limited           | -         | 702.76      | -       | 702.76      |
| Investment in Algiz Consultancy Services Private Limited    | -         | -           | -       | -           |
| Investment in Equity Shares (DP account with Motilal Oswal) | 872.57    | -           | -       | 872.57      |
| Investment in PMS - Motilal Oswal                           | 379.33    | -           | -       | 379.33      |

The following table shows an analysis of financial instruments recorded at fair value by level of the fair value hierarchy as at March 31, 2019:

| Particulars                              | At FVTPL |         |         |       |
|--|----------|---------|---------|-------|
|  | Level-1  | Level-2 | Level-3 | Total |
| Investment in JM Financial India Fund II | 84.60    | -       | -       | 84.60 |

| Particulars   | At FVTOCI |             |         |             |
|---|-----------|-------------|---------|-------------|
|   | Level-1   | Level-2     | Level-3 | Total       |
| Investment in Muthoot Microfin Limited                      | -         | 1,65,694.96 | -       | 1,65,694.96 |
| Investment in Muthoot Pappachan Chits Private Limited       | -         | 4.38        | -       | 4.38        |
| Investment in Avenues India Private Limited                 | -         | 399.85      | -       | 399.85      |
| Investment in Fair Asset Technologies (P) Limited           | -         | 457.93      | -       | 457.93      |
| Investment in Algiz Consultancy Services Private Limited    | -         | 0.01        | -       | 0.01        |
| Investment in Equity Shares (DP account with Motilal Oswal) | 1,222.36  | -           | -       | 1,222.36    |
| Investment in PMS - Motilal Oswal                           | 507.18    | -           | -       | 507.18      |

**Fair value technique****Investment at fair value through profit and loss**

For investment at fair value through profit and loss, valuation are done using quoted prices from active markets or on published Net Asset Values of the investment at the measurement date.

**Fair value of financial instruments not measured at fair value**

Set out below is a comparison, by class, of the carrying amounts and fair values of the Company's financial instruments that are not carried at fair value in the financial statements. This table does not include the fair values of non-financial assets and non-financial liabilities.

| Particulars                             | Level | Carrying Value            |                       |                       | Fair Value                |                       |                       |
|---|-------|---------------------------|-----------------------|-----------------------|---------------------------|-----------------------|-----------------------|
|   |       | As at 30th September 2020 | As at 31st March 2020 | As at 31st March 2019 | As at 30th September 2020 | As at 31st March 2020 | As at 31st March 2019 |
| <b>Financial assets</b>                 |       |                           |                       |                       |                           |                       |                       |
| Cash and cash equivalents               | 1     | 1,53,046.96               | 30,017.28             | 25,389.37             | 1,53,046.96               | 30,017.28             | 25,389.37             |
| Bank Balance other than above           | 1     | 3,763.24                  | 984.69                | 5,818.16              | 3,763.24                  | 984.69                | 5,818.16              |
| Trade receivables                       | 3     | 3,031.53                  | 2,918.88              | 2,836.93              | 3,031.53                  | 2,918.88              | 2,836.93              |
| Loans                                   | 3     | 15,74,989.73              | 13,91,802.06          | 11,88,469.41          | 15,74,989.73              | 13,90,149.28          | 11,88,375.96          |
| Investments - at amortised cost         | 3     | 19,224.20                 | 4,425.35              | 4,105.35              | 19,224.20                 | 4,425.35              | 4,105.35              |
| Other Financial assets                  | 3     | 9,802.21                  | 8,725.95              | 22,462.93             | 9,802.21                  | 8,725.95              | 22,462.93             |
| <b>Financial assets</b>                 |       | <b>17,63,857.87</b>       | <b>14,38,874.20</b>   | <b>12,49,082.14</b>   | <b>17,63,857.87</b>       | <b>14,37,221.42</b>   | <b>12,48,988.70</b>   |
| <b>Financial Liabilities</b>            |       |                           |                       |                       |                           |                       |                       |
| Trade Payable                           | 3     | 17,286.01                 | 36,880.16             | 46,113.44             | 17,286.01                 | 36,880.16             | 46,113.44             |
| Debt securities                         | 3     | 3,06,491.26               | 86,113.32             | 24,119.00             | 2,92,452.41               | 71,647.89             | 24,042.28             |
| Borrowings (other than debt securities) | 3     | 10,69,541.09              | 9,68,313.27           | 8,26,360.14           | 7,90,589.45               | 8,90,554.73           | 8,19,144.26           |
| Lease Liability                         | 3     | 42,340.97                 | 46,447.77             | -                     | 42,340.97                 | 46,447.77             | -                     |
| Subordinated liabilities                | 3     | 2,52,433.31               | 2,60,167.47           | 2,73,028.69           | 1,87,155.70               | 1,90,538.10           | 2,00,609.97           |
| Other financial liabilities             | 3     | 44,514.82                 | 40,940.85             | 46,245.74             | 44,514.82                 | 40,940.85             | 46,245.74             |
| <b>Financial Liabilities</b>            |       | <b>17,32,607.46</b>       | <b>14,38,862.83</b>   | <b>12,15,867.01</b>   | <b>13,74,339.36</b>       | <b>12,77,009.48</b>   | <b>11,36,155.70</b>   |

**Valuation techniques****Equity instruments**

The equity instruments which are actively traded on public stock exchanges with readily available active prices on a regular basis are classified as Level 1. Units held in mutual funds are measured based on their published net asset value (NAV), taking into account redemption and/or other restrictions are generally Level 1. Equity instruments in non-listed entities are initially recognised at transaction price and re-measured as per fair valuation report and valued on a case-by-case has been classified as Level 2.

**Short-term financial assets and liabilities**

For financial assets and financial liabilities that have a short-term maturity (less than twelve months), the carrying amounts, which are net of impairment, are a reasonable approximation of their fair value. Such instruments include: cash and balances, Trade receivables, balances other than cash and cash equivalents and trade payables without a specific maturity. Such amounts have been classified as Level 3 on the basis that no adjustments have been made to the balances in the balance sheet.

**Loans and advances to customers**

The fair values of loans and receivables are estimated by discounted cash flow models that incorporate assumptions for credit risks, probability of default and loss given default estimates. Since comparable data is not available, hence Credit risk is derived using, historical experience, management view and other information used in its collective impairment models.

Fair values of portfolios are calculated using a portfolio-based approach, grouping loans as far as possible into homogenous groups based on similar characteristics ie, type of loan. The Company then calculates and extrapolates the fair value to the entire portfolio using Effective interest rate model that incorporate interest rate estimates considering all significant characteristics of the loans. The credit risk is applied as a top-side adjustment based on the collective impairment model incorporating probability of defaults and loss given defaults.

**Financial liability at amortised cost**

The fair values of financial liability held-to-maturity are estimated using a effective interest rate model based on contractual cash flows using actual yields.

**42 Segment Reporting**

In accordance with Para 4 of IND AS 108, Operating Segments, segment information has been presented in the consolidated financial statements of Muthoot Fincorp Limited and therefore, no separate disclosure has been given in standalone financial statement.

**MUTHOOT FINCORP LIMITED****ANNEXURE VI: NOTES TO REFORMATTED STANDALONE FINANCIAL STATEMENTS**

*(Rupees in lakhs, except for share data and unless otherwise stated)*

**43. Risk Management**

The Company's principal financial liabilities comprise borrowings and trade and other payables. The main purpose of these financial liabilities is to finance and support the company's operations. The Company's principal financial assets include loans, investments, cash and cash equivalents and other receivables that derive directly from its operations.

As a financial lending institution, Company is exposed to various risks that are related to lending business and operating environment. The principal objective in Company's risk management processes is to measure and monitor the various risks that Company is subject to and to follow policies and procedures to address such risks.

The Company's Risk Management Committee of the Board of Directors constituted in accordance with the RBI rules has overall responsibility for overseeing the implementation of the Risk Management Policy. The committee meets quarterly to review the Risk Management practices and working of the Risk Management Department. The committee is chaired by an Independent Director. Risk Management department periodically places its report to the committee for review. The committee's suggestions for improving the Risk Management Practices are implemented by the Risk Management department.

The Company has implemented comprehensive policies and procedures to assess, monitor and manage risk throughout the Group. The risk management process is continuously reviewed, improved and adapted in the changing risk scenario and the agility of the risk management process is monitored and reviewed for its appropriateness in the changing risk landscape. The process of continuous evaluation of risks includes taking stock of the risk landscape on an event-driven basis. The

Company has an elaborate process for risk management. Major risks identified by the businesses and functions are systematically addressed through mitigating actions on a continuing basis.

The major type of risk Company faces in business are credit risk, liquidity risk, market risk and operational risk.

**I) Credit Risk**

Credit Risk arises from the risk of loss that may occur from the default of Company's customers under loan agreements. Customer defaults and inadequate collateral may lead to higher NPAs.

The Company addresses credit risk through following major processes:

- Standardize the process of identifying new risks and designing appropriate controls for these risks
- Minimize losses due to defaults or untimely payments by borrowers
- Maintain an appropriate credit administration and loan review system
- Establish metrics for portfolio appraisal and monitoring
- Design appropriate credit risk mitigation techniques

**A) Impairment Assessment**

The Company is basically engaged in the business of providing retail loans and business loans. The tenure of the loans ranges from 3 months to 60 months.

The Company's impairment assessment and measurement approach is set out in this note. It should be read in conjunction with the Summary of significant accounting policies.

**Definition of default and cure**

The Company considers a financial instrument defaulted and therefore Stage 3 (credit-impaired) for ECL calculations in all cases when the borrower becomes 90 days past due on its contractual payments.

As a part of a qualitative assessment of whether a customer is in default, the Company also considers a variety of instances that may indicate unlikeliness to pay. When such events occur, the Company carefully considers whether the event should result in treating the customer as defaulted and therefore assessed as Stage 3 for ECL calculations or whether Stage 2 is appropriate.

It is the Company's policy to consider a financial instrument as 'cured' and therefore re-classified out of Stage 3 when none of the default criteria have been present for at least six consecutive months. The decision whether to classify an asset as Stage 2 or Stage 1 once cured depends on the updated credit grade, at the time of the cure, and whether this indicates there has been a significant increase in credit risk compared to initial recognition.

Company's internal credit rating grades and staging criteria for loans are as follows:

| Rating                    | Loans Days past due (DPD) | Stages    |
|---------------------------|---------------------------|-----------|
| High grade                | Not yet due               | Stage I   |
| Standard grade            | 1-30 DPD                  | Stage I   |
| Sub-standard grade        | 30-60 DPD                 | Stage II  |
| Past due but not impaired | 60-89 DPD                 | Stage II  |
| Individually impaired     | 90 DPD or More            | Stage III |

**Exposure at Default (EAD)**

The outstanding balance as at the reporting date is considered as EAD by the company.

**Probability of default (PD)**

The Probability of Default is an estimate of the likelihood of default over a given time horizon. To calculate the ECL for a Stage 1 loan, the Company assesses the possible default events within 12 months for the calculation of the 12mECL. For Stage 2 and Stage 3 financial assets, the exposure at default is considered for events over the lifetime of the instruments. The Company uses historical information where available to determine PD. Considering the different products and schemes, the Company has bifurcated its loan portfolio into various pools. PD is calculated using Incremental NPA approach considering fresh slippage using historical information.

**Loss Given Default (LGD)**

The Loss Given Default is an estimate of the loss arising in the case where a default occurs at a given time. It is based on the difference between the contractual cash flows due and those that the Company expects to receive.

LGD Rates have been computed internally based on the discounted recoveries in NPA accounts that are closed/ written off/ repossessed and upgraded during the period.

When estimating ECLs on a collective basis for a group of similar assets, the Company applies the same principles for assessing whether there has been a significant increase in credit risk since initial recognition.

**Significant Increase in credit risk**

The internal rating model evaluates the loans on an ongoing basis. The rating model also assesses if there has been a significant increase in credit risk since the previously assigned risk grade. One key factor that indicates significant increase in credit risk is when contractual payments are more than 30 days past due.

**II) Liquidity risk****Asset Liability Management (ALM)**

Liquidity risk refers to the risk that the Company may not meet its financial obligations. Liquidity risk arises due to the unavailability of adequate funds at an appropriate cost or tenure. The objective of liquidity risk management, is to maintain sufficient liquidity and ensure that funds are available for use as per requirements. The Company consistently generates sufficient cash flows from operating and financial activities to meet its financial obligations as and when they fall due. Our resource mobilisation team sources funds from multiple sources, including from banks, financial institutions, capital & retail markets to maintain a healthy mix of sources. The resource mobilisation team is responsible for diversifying fund raising sources, managing interest rate risks and maintaining a strong relationship with banks, financial institutions, mutual funds, insurance companies, other domestic and foreign financial institutions and rating agencies to ensure the liquidity risk is well addressed.

The table below shows the maturity pattern of the assets and liabilities:

**Maturity pattern of assets and liabilities as on 30th September 2020:**

| Particulars                             | Upto 1 month       | 1 to 2 months      | 2 to 3 months      | 3 to 6 months      | 6 months to 1 year | 1 to 3 years       | 3 to 5 years     | Over 5 years       | Total               |
|---|--------------------|--------------------|--------------------|--------------------|--------------------|--------------------|------------------|--------------------|---------------------|
| Cash and cash equivalents               | 1,50,476.61        | 1,792.86           | 777.49             | -                  | -                  | -                  | -                | -                  | 1,53,046.96         |
| Bank Balance other than (a) above       | -                  | -                  | -                  | 2,162.66           | 1,600.58           | -                  | -                | -                  | 3,763.24            |
| Receivables                             | 3,031.53           | -                  | -                  | -                  | -                  | -                  | -                | -                  | 3,031.53            |
| Loans                                   | 1,35,170.32        | 75,374.57          | 1,74,280.03        | 9,53,557.06        | 1,48,780.05        | 42,928.23          | 541.96           | 44,357.51          | 15,74,989.73        |
| Investments                             | 2,914.79           | -                  | -                  | -                  | -                  | 420.94             | 1,930.00         | 1,52,114.24        | 1,57,379.97         |
| Other Financial assets                  | 2,228.69           | 54.58              | 63.81              | 285.02             | 1,596.40           | 10,476.51          | 287.26           | 1,139.56           | 16,131.83           |
| <b>Total</b>                            | <b>2,93,821.94</b> | <b>77,222.02</b>   | <b>1,75,121.32</b> | <b>9,56,004.74</b> | <b>1,51,977.03</b> | <b>53,825.67</b>   | <b>2,759.22</b>  | <b>1,97,611.32</b> | <b>19,08,343.26</b> |
| Payables                                | 17,286.01          | -                  | -                  | -                  | -                  | -                  | -                | -                  | 17,286.01           |
| Debt Securities                         | -                  | 11,507.38          | -                  | 10,684.99          | 12,500.00          | 2,57,890.52        | 13,908.36        | -                  | 3,06,491.26         |
| Borrowings (other than Debt Securities) | 54,481.77          | 1,54,210.93        | 2,89,002.08        | 1,89,528.77        | 1,44,982.58        | 2,22,540.63        | 14,794.33        | -                  | 10,69,541.09        |
| Subordinated Liabilities                | 4,321.05           | 2,761.75           | 2,644.30           | 7,616.48           | 28,607.53          | 95,468.29          | 57,276.46        | 53,737.45          | 2,52,433.31         |
| Other Financial liabilities             | 12,755.22          | 2,178.37           | 1,123.01           | 3,343.38           | 3,254.34           | 14,870.70          | 3,781.39         | 3,208.42           | 44,514.82           |
| <b>Total</b>                            | <b>88,844.05</b>   | <b>1,70,658.43</b> | <b>2,92,769.39</b> | <b>2,11,173.62</b> | <b>1,89,344.44</b> | <b>5,90,770.15</b> | <b>89,760.54</b> | <b>56,945.87</b>   | <b>16,90,266.49</b> |

**Maturity pattern of assets and liabilities as on 31st March 2020:**

| Particulars                             | Upto 1 month     | 1 to 2 months    | 2 to 3 months      | 3 to 6 months      | 6 months to 1 year | 1 to 3 years       | 3 to 5 years       | Over 5 years       | Total               |
|---|------------------|------------------|--------------------|--------------------|--------------------|--------------------|--------------------|--------------------|---------------------|
| Cash and cash equivalents               | 28,224.96        | 623.21           | 1,169.11           | -                  | -                  | -                  | -                  | -                  | 30,017.28           |
| Bank Balance other than (a) above       | -                | -                | -                  | 169.85             | 814.84             | -                  | -                  | -                  | 984.69              |
| Receivables                             | 2,918.88         | -                | -                  | -                  | -                  | -                  | -                  | -                  | 2,918.88            |
| Loans                                   | 39,444.38        | -                | 1,45,674.97        | 4,47,900.74        | 7,21,787.23        | 26,438.94          | 200.00             | 10,355.80          | 13,91,802.06        |
| Investments                             | 2,239.80         | -                | -                  | -                  | -                  | 421.80             | 1,930.00           | 1,73,579.38        | 1,78,170.99         |
| Other Financial assets                  | 1,932.68         | 114.64           | 186.21             | 646.49             | 1,060.09           | 10,196.73          | 486.64             | 823.99             | 15,447.46           |
| <b>Total</b>                            | <b>74,760.70</b> | <b>737.84</b>    | <b>1,47,030.29</b> | <b>4,48,717.08</b> | <b>7,23,662.16</b> | <b>37,057.48</b>   | <b>2,616.64</b>    | <b>1,84,759.18</b> | <b>16,19,341.36</b> |
| Payables                                | 36,880.16        | -                | -                  | -                  | -                  | -                  | -                  | -                  | 36,880.16           |
| Debt Securities                         | -                | -                | -                  | -                  | 22,165.53          | 46,565.06          | 17,382.73          | -                  | 86,113.32           |
| Borrowings (other than Debt Securities) | 138.85           | 21,444.40        | 15,137.43          | 1,75,330.51        | 4,60,783.26        | 2,51,233.85        | 44,244.98          | -                  | 9,68,313.27         |
| Subordinated Liabilities                | 992.82           | 3,454.59         | 4,786.61           | 6,583.47           | 17,342.73          | 1,01,396.08        | 73,829.14          | 51,782.03          | 2,60,167.47         |
| Other Financial liabilities             | 6,226.59         | 1,696.61         | 2,456.22           | 3,570.54           | 8,015.90           | 10,073.97          | 5,052.64           | 3,848.39           | 40,940.85           |
| <b>Total</b>                            | <b>44,238.41</b> | <b>26,595.60</b> | <b>22,380.25</b>   | <b>1,85,484.52</b> | <b>5,08,307.42</b> | <b>4,09,268.96</b> | <b>1,40,509.50</b> | <b>55,630.42</b>   | <b>13,92,415.06</b> |

### Maturity pattern of assets and liabilities as on 31st March 2019

| Particulars                             | Upto 1 month       | 1 to 2 months    | 2 to 3 months    | 3 to 6 months      | 6 months to 1 year | 1 to 3 years       | 3 to 5 years     | Over 5 years       | Total               |
|---|--------------------|------------------|------------------|--------------------|--------------------|--------------------|------------------|--------------------|---------------------|
| Cash and cash equivalents               | 23,595.28          | 1,015.17         | 778.92           | -                  | -                  | -                  | -                | -                  | 25,389.37           |
| Bank Balance other than (a) above       | -                  | -                | -                | 2,455.79           | 3,362.37           | -                  | -                | -                  | 5,818.16            |
| Receivables                             | 2,836.93           | -                | -                | -                  | -                  | -                  | -                | -                  | 2,836.93            |
| Loans                                   | 1,60,938.52        | 48,916.86        | 61,057.75        | 2,47,052.92        | 6,37,210.48        | 33,292.87          | -                | -                  | 11,88,469.41        |
| Investments                             | 2,709.38           | -                | 283.33           | 195.83             | 229.16             | 807.18             | 1,610.00         | 1,78,935.72        | 1,84,770.61         |
| Other Financial assets                  | 3,500.45           | 18.28            | 21.98            | 69.96              | 543.13             | 23,086.49          | 1,182.73         | 538.57             | 28,961.59           |
| <b>Total</b>                            | <b>1,93,580.57</b> | <b>49,950.32</b> | <b>62,141.98</b> | <b>2,49,774.50</b> | <b>6,41,345.13</b> | <b>57,186.54</b>   | <b>2,792.73</b>  | <b>1,79,474.29</b> | <b>14,36,246.07</b> |
| Payables                                | 46,115.13          | -                | -                | -                  | -                  | -                  | -                | -                  | 46,115.13           |
| Debt Securities                         | 1,553.28           | 20,086.60        | 948.00           | 243.84             | 900.42             | 298.86             | 88.00            | -                  | 24,119.00           |
| Borrowings (other than Debt Securities) | 40,461.80          | 8,311.67         | 37,015.90        | 1,90,988.18        | 5,04,711.75        | 33,830.69          | 8,199.31         | 2,840.84           | 8,26,360.14         |
| Subordinated Liabilities                | 3,407.85           | 3,006.86         | 4,536.73         | 23,264.30          | 4,606.47           | 97,731.56          | 84,556.30        | 51,918.62          | 2,73,028.69         |
| Other Financial liabilities             | 5,649.16           | 2,784.97         | 1,383.89         | 9,513.92           | 1,072.03           | 16,808.92          | 6,788.58         | 2,244.27           | 46,245.74           |
| <b>Total</b>                            | <b>97,187.22</b>   | <b>34,190.10</b> | <b>43,884.52</b> | <b>2,24,010.24</b> | <b>5,11,290.67</b> | <b>1,48,670.03</b> | <b>99,632.19</b> | <b>57,003.73</b>   | <b>12,15,868.70</b> |

### III) Market risk

Market Risk is the risk that the fair value or the future cash flows of a financial instrument will fluctuate because of changes in market factor. Such changes in the values of financial instruments may result from changes in the interest rates and other market changes. The Company is exposed to two types of market risk as follows:

#### Interest rate risk

Interest rate risk is the risk that the future cash flows of a financial instrument will fluctuate because of changes in market interest rates. The Company is subject to interest rate risk, principally because we lend to clients at fixed interest rates and for periods that may differ from our funding sources, while our borrowings are at both fixed and variable interest rates for different periods. We assess and manage our interest rate risk by managing our assets and liabilities. Our Asset Liability Management Committee evaluates asset liability management, and ensures that all significant mismatches, if any, are being managed appropriately.

The following table demonstrates the sensitivity to a reasonably possible change in the interest rates on the portion of borrowings affected. With all other variables held constant, the profit before taxes affected through the impact on floating rate borrowings is as follows:

| Particulars          | 30th September 2020 | 31st March 2020 | 31st March 2019 |
|----------------------|---------------------|-----------------|-----------------|
| <b>On Borrowings</b> |                     |                 |                 |
| 1% increase          | (7,357.65)          | (12,190.51)     | (11,539.39)     |
| 1% decrease          | 7,357.65            | 12,190.51       | 11,539.39       |

#### Price risk

Equity price risk is the risk that the fair value of equities decreases as the result of changes in level of equity indices and individual stocks. The trading and non-trading equity price risk exposure arises from equity securities classified at FVOCI". A 10% increase/(decrease) in the equity price (traded and non-traded) would have the impact as follows:

| Particulars               | Increase/(Decrease) in percentage | Sensitivity of profit or loss | Sensitivity of Other Comprehensive Income |
|---------------------------|-----------------------------------|-------------------------------|---|
| As at 30th September 2020 | 10/(10)                           | 12.09 / (12.09)               | 15,403.65 / (15,403.65)                   |
| As at 31st March 2020     | 10/(10)                           | 12.18 / (12.18)               | 17,483.03 / (17,483.03)                   |
| As at 31st March 2019     | 10/(10)                           | 8.46 / (8.46)                 | 18,057.97 / (18,057.97)                   |

#### Prepayment risk

Prepayment risk is the risk that the Company will incur a financial loss because its customers and counterparties repay or request repayment earlier or later than expected.

#### Operational and business risk

Operational risk is the risk of loss arising from systems failure, human error, fraud or external events. When controls fail to operate effectively, operational risks can cause damage to reputation, have legal or regulatory implications, or lead to financial loss. The Company cannot expect to eliminate all operational risks, but it endeavours to manage these risks through a control framework and by monitoring and responding to potential risks. Controls include effective segregation of duties, access, authorisation and reconciliation procedures, staff education and assessment processes, such as the use of internal audit.

**MUTHOOT FINCORP LIMITED**
**ANNEXURE VI: NOTES TO REFORMATTED STANDALONE FINANCIAL STATEMENTS**

(Rupees in lakhs, except for share data and unless otherwise stated)

**44 Impact of Covid-19**

The COVID-19 pandemic and the extended lockdown had led to a significant slowdown in economic activity. However, this has not resulted in a significant impact on the operations / financial position of the Company.

The Company has assessed the impact of the COVID-19 pandemic on its liquidity and its ability to repay its obligations as and when they are fall due. Such an assessment has considered various stimulus packages announced by the Government of India which will directly or indirectly benefit NBFCs and other financial support from banks and other agencies determining the Company's liquidity position over the next 12 months. Based on the sensitivity analysis conducted on stress scenarios, the management believes that the Company will be able to pay its obligations as and when these become due in the foreseeable future. The Company would continue to focus on ensuring liquidity at all points in time.

Pursuant to the relevant Reserve Bank of India circulars allowing lending institutions to offer moratorium to borrowers on payment of instalments falling due between March 1, 2020 and August 31, 2020, the Company had granted moratorium to its borrowers based on its Board approved policy. While the extension of moratorium did not by itself necessarily trigger a significant increase in credit risk, considering the uncertainty that prevailed due to the overall economic situation, the Company has, based on its estimates and judgment, provided for possible credit losses in respect of its loan receivables. Due to the conditions prevailing in the pandemic hit periods, the Company was unable to carry out auctions of default gold loans, which has resulted in an increase in the Stage 3 loan assets for the period ended September 30, 2020. The management intends to carry out and complete the said auctions within the next 3-4 months from September, 2020, which is expected to bring down the Stage 3 loan assets to normal levels. The Company has recorded a management overlay allowance of Rs.1,862.69 lakhs as at September 30, 2020 in its Expected Credit Loss provision to reflect, among other things, an increased risk of deterioration in macro-economic factors by this pandemic based on the information available at this time. The Company will continue to monitor any material changes to future economic conditions. For such accounts, where the moratorium was granted, the asset /stage-wise classification remained standstill during the moratorium period. (i.e. the number of days past-due excluded the moratorium period for the purposes of asset classification).

**45 Disclosure pursuant to RBI Notification - RBI/2019-20/170 DOR (NBFC).CC.PD.No.109/22.10.106/2019-20 Dated 13 March 2020 - A comparison between provisions required under Income recognition, asset classification and provisioning (IRACP) and impairment allowances as per Ind AS 109 'Financial instruments'**

As at September 30, 2020:

| Asset classification as per RBI Norms  | Asset classification as per Ind AS 109 | Gross carrying amount as per Ind AS | Loss allowance (Provisions) as required under Ind AS 109 | Net carrying amount | Provision required as per IRACP norms* | Difference between Ind AS 109 provision and IRACP norms |
|--|--|-------------------------------------|--|---------------------|--|---|
| (1)                                    | (2)                                    | (3)                                 | (4)  | (5) = (3) - (4)     | (6)                                    | (7) = (4) - (6)   |
| <b>(a) Performing Assets</b>           |  |                                     |  |                     |  |   |
| Standard                               | Stage 1                                | 14,69,246.92                        | 5,273.74   | 14,63,973.18        | 5,876.99                               | (603.25)  |
|  | Stage 2                                | 59,056.96                           | 174.75   | 58,882.21           | 236.23                                 | (61.48)   |
| <b>Subtotal - Performing Assets</b>    |  | <b>15,28,303.88</b>                 | <b>5,448.48</b>  | <b>15,22,855.40</b> | <b>6,113.22</b>                        | <b>(664.73)</b>   |
| <b>(b) Non-Performing Assets (NPA)</b> |  |                                     |  |                     |  |   |
| (i) Substandard                        | Stage 3                                | 51,426.10                           | 4,218.55   | 47,207.55           | 5,142.61                               | (924.06)  |
| (ii) Doubtful up to:                   |  |                                     |  |                     |  |   |
| 1 year                                 | Stage 3                                | 8,331.78                            | 5,267.44   | 3,064.34            | 1,666.36                               | 3,601.08  |
| 1 to 3 year                            | Stage 3                                | 5,178.50                            | 3,367.77   | 1,810.73            | 1,553.55                               | 1,814.22  |
| More than 3 years                      | Stage 3                                | 4,662.99                            | 4,611.28   | 51.71               | 2,331.49                               | 2,279.79  |
| <b>Subtotal (ii)</b>                   |  | <b>18,173.27</b>                    | <b>13,246.48</b>   | <b>4,926.78</b>     | <b>5,551.40</b>                        | <b>7,695.09</b>   |
| (iii) Loss                             | Stage 3                                | 2,568.13                            | 2,568.13   | -                   | 2,568.13                               | -   |
| <b>Subtotal - NPA</b>                  |  | <b>72,167.50</b>                    | <b>20,033.17</b>   | <b>52,134.33</b>    | <b>13,262.14</b>                       | <b>6,771.03</b>   |
| <b>Total</b>                           | <b>Stage 1</b>                         | 14,69,246.92                        | 5,273.74   | 14,63,973.18        | 5,876.99                               | (603.25)  |
|  | <b>Stage 2</b>                         | 59,056.96                           | 174.75   | 58,882.21           | 236.23                                 | (61.48)   |
|  | <b>Stage 3</b>                         | 72,167.50                           | 20,033.17  | 52,134.33           | 13,262.14                              | 6,771.03  |
|  | <b>Total</b>                           | <b>16,00,471.38</b>                 | <b>25,481.65</b>   | <b>15,74,989.73</b> | <b>19,375.35</b>                       | <b>6,106.30</b>   |

\*Computed on the value as per the IRACP norms.

As at March 31, 2020:

| Asset classification as per RBI Norms  | Asset classification as per Ind AS 109 | Gross carrying amount as per Ind AS | Loss allowance (Provisions) as required under Ind AS 109 | Net carrying amount | Provision required as per IRACP norms* | Difference between Ind AS 109 provision and IRACP norms |
|--|--|-------------------------------------|--|---------------------|--|---|
| (1)                                    | (2)                                    | (3)                                 | (4)  | (5) = (3) - (4)     | (6)                                    | (7) = (4) - (6)   |
| <b>(a) Performing Assets</b>           |  |                                     |  |                     |  |   |
| Standard                               | Stage 1                                | 13,67,521.71                        | 4,385.50   | 13,63,136.21        | 5,271.40                               | (885.90)  |
|  | Stage 2                                | 20,230.72                           | 134.16   | 20,096.56           | 80.92                                  | 53.24   |
| <b>Subtotal - Performing Assets</b>    |  | <b>13,87,752.43</b>                 | <b>4,519.66</b>  | <b>13,83,232.77</b> | <b>5,352.32</b>                        | <b>(832.66)</b>   |
| <b>(b) Non-Performing Assets (NPA)</b> |  |                                     |  |                     |  |   |
| (i) Substandard                        | Stage 3                                | 7,915.27                            | 3,901.84   | 4,013.42            | 916.89                                 | 2,984.95  |
| (ii) Doubtful up to:                   |  |                                     |  |                     |  |   |
| 1 year                                 | Stage 3                                | 6,512.49                            | 4,117.26   | 2,395.23            | 1,302.50                               | 2,814.77  |
| 1 to 3 year                            | Stage 3                                | 6,075.82                            | 3,951.33   | 2,124.49            | 1,822.75                               | 2,128.58  |
| More than 3 years                      | Stage 3                                | 3,259.56                            | 3,223.42   | 36.15               | 1,629.78                               | 1,593.63  |
| Subtotal (ii)                          |  | <b>15,847.88</b>                    | <b>11,292.01</b>   | <b>4,555.87</b>     | <b>4,755.03</b>                        | <b>6,536.98</b>   |
| (iii) Loss                             | Stage 3                                | 2,497.33                            | 2,497.33   | -                   | 2,497.33                               | -   |
| <b>Subtotal - NPA</b>                  |  | <b>26,260.47</b>                    | <b>17,691.18</b>   | <b>8,569.29</b>     | <b>8,169.25</b>                        | <b>9,521.93</b>   |
| <b>Total</b>                           | <b>Stage 1</b>                         | 13,67,521.71                        | 4,385.50   | 13,63,136.21        | 5,271.40                               | (885.90)  |
|  | <b>Stage 2</b>                         | 20,230.72                           | 134.16   | 20,096.56           | 80.92                                  | 53.24   |
|  | <b>Stage 3</b>                         | 26,260.47                           | 17,691.18  | 8,569.29            | 8,169.25                               | 9,521.93  |
|  | <b>Total</b>                           | <b>14,14,012.90</b>                 | <b>22,210.84</b>   | <b>13,91,802.06</b> | <b>13,521.57</b>                       | <b>8,689.28</b>   |

\*Computed on the value as per the IRACP norms.

**Disclosures as per RBI notification no. DOR.No.BP.BC.63/21.04.048/2019-20 dated 17th April 2020 - COVID19 Regulatory Package - Asset Classification and Provisioning:**

The details of loans, where moratorium benefit was extended as on 30th September 2020 and 31st Mar 2020 are as under:

| Particulars   | September 30, 2020 | March 31, 2020 |
|---|--------------------|----------------|
| (i) Amount due in respect of overdue contracts  | 73,218.67          | 2,50,141.00    |
| (ii) Amount due on contracts where asset classification benefits was extended as on 31st March 2020 | 36,293.30          | 48,362.88      |
| (iii) Provision as per IRACP norms against (ii) above, as on 31st March 2020                        | 3,629.33           | 2,418.14       |

**MUTHOOT FINCORP LIMITED**

**ANNEXURE VI: NOTES TO REFORMATTED STANDALONE FINANCIAL STATEMENTS**

*(Rupees in lakhs, except for share data and unless otherwise stated)*

**46 Disclosures under the Listing Agreement for Debt Securities**

**(i) Debenture Trustees:**

**Trustees for Public Issue**

SBICAP Trustee Company Limited  
Apeejay House, 6th Floor  
3, Dinshaw Wachha Road  
Churchagte, Mumbai -400020  
Tel : 022-4302 5555  
Fax : 022-22040465  
Email : corporate@sbicaptrustee.com

**Trustees for Perpetual Debt Instrument**

Vistra ITCL (India) Limited (formerly IL&FS Trust Company Limited)  
The IL&FS Financial Centre,  
Plot C- 22, G Block,  
Bandra Kurla Complex,  
Bandra(E), Mumbai 400051  
Tel +91 22 2659 3535  
Fax +91 22 26533297  
Email: mumbai@vistra.com

**Trustees for Listed Private Placement & Public Issue**

Catalyst Trusteeship Limited  
Office No. GDA House, Plot No 85, Bhusari Colony (Right), Paud Road,  
Pune – 411 038, Maharashtra  
Office: +91 20 2528 0081  
Fax: +91 20 2528 0275  
Email: dt@ctltrustee.com

**(ii) Security:**

1. Privately Placed Secured Debentures are secured by subservient charge on all current assets of the Company, both present and future.

2 Privately Placed Listed Debentures raised through Targeted Long Term Repo Operations (TLTRO) / Partial Credit Guarantee Scheme (PCGS) are secured by way of first Pari-passu charge on the present and future standard loan receivables, current assets along with other lenders and NCD investors with a minimum asset coverage ratio of 1.10 times the value of the outstanding principal amounts of the Debentures which shall be maintained at all times until the redemption of the Debentures.

PCGS issue of Rs. 450 Crs allotted on 23/06/2020, are secured as follows:

First Pari-passu charge (to be shared with other NCD Holder / Lender, as may be applicable), by way of a registered mortgage, on the Immovable Property to the extend of 2 acres of land, situated in Sy.No 1253/2, Patta No 2414, Erukkanthurai Village (Part 1), Radhapuram Taluk (and sub registry), Tirunelveli District, Tamil Nadu. First Pari-passu charge on the present and future standard loan receivables along with other lenders and NCD investors with a minimum asset coverage ratio of 1.25 X time of the value of the outstanding principal amounts of the Debentures and it shall be maintained at all times until the redemption of the Debentures.

3. Debentures issued by way of public issue are secured as follows:

- Public Issue allotment on 05/11/2015: Mortgage of the immovable property of the Company admeasuring 54 cents situated at Survey No. 764/6A, Arulvaimozhy village, Thoivala taluk, Kanyakumari district, Tamil Nadu, and a first ranking pari passu charge on all current assets, book debts and receivables (both present and future) of the company in favour of Debenture Trustee.

- Public Issue allotment on 25/10/2019: Exclusive mortgage and first charge over the immovable property admeasuring 5.19 cents situated at Survey No: 537, Samugarengapuram Village, Radhapuram Taluk, Tirunelveli District, Tamilnadu and a subservient charge on certain loan receivables (both present and future) of the company in favour of Debenture Trustee.

- Public Issue allotment on 07/02/2020: Subservient charge with existing secured creditors, on certain loan receivables (both present and future) of the Company in favour of Debenture Trustee.

- Public Issue allotment on 17/07/2020: Subservient charge with existing secured creditors, on certain loan receivables (both present and future) of the Company in favour of Debenture Trustee; and mortgage and charge over the immovable property admeasuring 54 cents situated at Survey No 764/6A, Arulvaimozhy Village, Thoivala Thaluk, Kanyakumari District, Tamil Nadu, to be held on pari passu basis among the present and / or future NCD holders, as may be applicable.



4. Covered Bond issued by the Company in the nature of secured, redeemable, listed non-convertible debentures on a private placement basis is secured by way of first ranking pari passu charge by way of mortgage over, all the right, title and interest of the Company in all that piece and parcel of the vacant land measuring an extent of Cents 28 (Hec.0.11.34) in the Tirunelveli District, Panagudi, Sub-Registrar Office, Pazhavor Panchayat, Pazhavor Village, Ayan Punja Survey No. 1490 measuring an extent of South portion of Cents 28 (Hec.0.11.34), hypothecated over cash collateral and is covered by receivables against a pool of gold loans originated by the Company amounting to a minimum cover of 1.15x on the Non-Convertible Debenture amount outstanding.

The security for Covered Bond allotted on 09/09/2020 is as below:

1. a first ranking and exclusive charge over the Identified Receivables together with all right, title and interest in relation thereto including the rights in relation to the security interests created in connection therewith;
  2. a first ranking and exclusive charge by way of hypothecation over the Cash Collateral;
  3. a first ranking and exclusive charge by way of hypothecation over all right, title and interest of the Company in the property belonging to the SPV Trust, as a residual beneficiary, in terms of the SPV Trust Deed;
  4. all right, title and interest of the Company in the Designated Account and the monies lying to the credit thereof, from time to time.
- Security cover of at least 1.15 times the principal amount of the Debentures and the accrued Coupon thereon.

**(iii) Utilisation of Funds raised by way of Public Issue of Debt Securities:**

The Company has utilised the Net Proceeds raised by way of Public Issue of Debt Securities, in accordance with the Objects of such issue of debt securities. As at March 31, 2020, no portion of such proceeds remain unutilized.

**(iv) Others:**

| Particulars  | At 30th<br>September<br>2020 | At 31st March<br>2020 | At 31st March<br>2019 |
|--|------------------------------|-----------------------|-----------------------|
| Loans & advances in the nature of loans to subsidiaries  | Nil                          | 1,365.00              | 1,365.00              |
| Loans & advances in the nature of loans to associates  | Nil                          | Nil                   | Nil                   |
| Loans & advances in the nature of loans where there is-  |                              |                       |                       |
| (i) no repayment schedule or repayment beyond seven years  | Nil                          | Nil                   | Nil                   |
| (ii) no interest or interest below section 186 of the Companies Act                                | Nil                          | Nil                   | Nil                   |
| Loans & advances in the nature of loans to other firms/companies in which directors are interested | 290.00                       | 239.64                | 64.90                 |

47 There are no amounts due and outstanding to be credited to the Investor Education and Protection Fund established under Section 125 of the Companies Act, 2013.

**MUTHOOT FINCORP LIMITED**  
**ANNEXURE VI: NOTES TO REFORMATTED STANDALONE FINANCIAL STATEMENTS**  
*(Rupees in lakhs, except for share data and unless otherwise stated)*

**48. Details disclosed under the Non-Banking Financial Company – Systemically Important Non-Deposit taking Company and Deposit taking Company (Reserve Bank) Directions, 2016**

| Sl. no. | Particulars   | As at 30th September 2020 |                | As at 31st March 2020 |                | As at 31st March 2019 |                |
|---------|---|---------------------------|----------------|-----------------------|----------------|-----------------------|----------------|
|         |   | Amount outstanding        | Amount overdue | Amount outstanding    | Amount overdue | Amount outstanding    | Amount overdue |
| 1       | <b>LIABILITY SIDE</b>   |                           |                |                       |                |                       |                |
|         | <b>Loans and advances availed by the NBFCs inclusive of interest accrued thereon but not paid</b> |                           |                |                       |                |                       |                |
|         | a. Debentures   |                           |                |                       |                |                       |                |
|         | Secured   | 3,15,613.95               | 256.01         | 88,029.25             | 264.25         | 26,340.24             | 95.70          |
|         | Unsecured   | -                         | -              | -                     | -              | -                     | -              |
|         | b. Deferred credits   | -                         | -              | -                     | -              | -                     | -              |
|         | c. Term loans   | 3,68,534.35               | -              | 1,90,872.26           | -              | 82,487.67             | -              |
|         | d. Inter-corporate loans and borrowings   | -                         | -              | -                     | -              | -                     | -              |
|         | e. Commercial paper   | -                         | -              | -                     | -              | -                     | -              |
|         | f. Public Deposits  | -                         | -              | -                     | -              | -                     | -              |
|         | g. Other loans:   |                           |                |                       |                |                       |                |
|         | Working capital loans from banks  | 6,50,062.55               | -              | 7,78,217.96           | -              | 7,11,436.38           | -              |
|         | Finance Lease Obligation  | -                         | -              | -                     | -              | 1,312.75              | -              |
|         | Pass Through Certificate  | 52,862.80                 | -              | -                     | -              | 31,934.46             | -              |
|         | Loan against Deposits   | -                         | -              | -                     | -              | -                     | -              |
|         | Loan from directors   | -                         | -              | -                     | -              | -                     | -              |
|         | Perpetual Debt Instruments  | 26,111.05                 | -              | 26,090.46             | -              | 26,049.26             | -              |
|         | Subordinated Debts  | 2,52,500.82               | 3,216.76       | 2,67,275.40           | 916.15         | 2,84,692.01           | 2,157.84       |

| Sr. no. | Particulars  | As at 30th September 2020 | As at 31st March 2020 | As at 31st March 2019 |
|---------|--|---------------------------|-----------------------|-----------------------|
| 2       | <b>ASSET SIDE</b>  |                           |                       |                       |
|         | <b>Break-up of Loans and advances including bills receivables (Other than those included in (4) below)</b> |                           |                       |                       |
|         | a. Secured   | 15,67,339.95              | 13,78,935.22          | 11,15,319.37          |
| 3       | b. Un-Secured  | 7,649.78                  | 12,866.84             | 73,150.04             |
|         | <b>Break-up of Leased Assets and stock on hire and other assets counting towards AFC activities</b>        |                           |                       |                       |
|         | (i) Lease assets including lease rentals under sundry debtors:   |                           |                       |                       |
|         | (a) Financial Lease  | -                         | -                     | -                     |
|         | (b) Operating Lease  | -                         | -                     | -                     |
|         | (ii) Stock on hire including hire charges under sundry debtors   |                           |                       |                       |
|         | (a) Assets on hire   | -                         | -                     | -                     |
|         | (b) Repossessed Assets   | -                         | -                     | -                     |
|         | (iii) Other loans counting towards AFC activities  |                           |                       |                       |
|         | (a) Loans where assets have been repossessed   | -                         | -                     | -                     |
|         | (b) Loans other than (a) above   | -                         | -                     | -                     |

| Sr. no. | Particulars                    | As at<br>30th September<br>2020 | As at<br>31st March 2020 | As at<br>31st March 2019 |
|---------|--------------------------------|---------------------------------|--------------------------|--------------------------|
| 4       | <b>Break-up of Investments</b> |                                 |                          |                          |
|         | <b>Current Investments</b>     |                                 |                          |                          |
|         | 1. Quoted:                     |                                 |                          |                          |
|         | i. Shares                      |                                 |                          |                          |
|         | (a) Equity                     | 1,236.96                        | 872.57                   | 1,222.36                 |
|         | (b) Preference                 | -                               | -                        | -                        |
|         | ii. Debentures and Bonds       | -                               | -                        | -                        |
|         | iii. Units of Mutual Funds     | -                               | -                        | -                        |
|         | iv. Government Securities      | -                               | -                        | -                        |
|         | v. Others                      | 685.09                          | 379.33                   | -                        |
|         | 2. Un-Quoted:                  |                                 |                          |                          |
|         | i. Shares                      |                                 |                          |                          |
|         | (a) Equity                     | -                               | -                        | -                        |
|         | (b) Preference                 | -                               | -                        | -                        |
|         | ii. Debentures and Bonds       | 992.74                          | 987.91                   | 2,195.35                 |
|         | iii. Units of Mutual Funds     | -                               | -                        | -                        |
|         | iv. Government Securities      | -                               | -                        | -                        |
|         | v. Others                      | -                               | -                        | -                        |
|         | <b>Long Term Investments</b>   |                                 |                          |                          |
|         | 1. Quoted:                     |                                 |                          |                          |
|         | i. Shares                      |                                 |                          |                          |
|         | (a) Equity                     | -                               | -                        | -                        |
|         | (b) Preference                 | -                               | -                        | -                        |
|         | ii. Debentures and Bonds       | -                               | -                        | -                        |
|         | iii. Units of Mutual Funds     | -                               | -                        | 507.18                   |
|         | iv. Government Securities      | -                               | -                        | -                        |
|         | v. Others                      | -                               | -                        | -                        |
|         | 2. Un-Quoted:                  |                                 |                          |                          |
|         | i. Shares                      |                                 |                          |                          |
|         | (a) Equity                     | 1,51,010.39                     | 1,72,476.36              | 1,77,993.35              |
|         | (b) Preference                 | 1,103.85                        | 1,103.02                 | 857.78                   |
|         | ii. Debentures and Bonds       | 1,300.00                        | 1,300.00                 | 1,300.00                 |
|         | iii. Units of Mutual Funds     | -                               | -                        | -                        |
|         | iv. Government Securities      | -                               | -                        | -                        |
|         | v. Others                      | 1,050.94                        | 1,051.80                 | 694.60                   |

5 Borrower group wise classification of assets financed as in (2) & (3) above

| Category                       | As at 30th September 2020<br>Amount net of provisions |                 |                     | As at 31st March 2020<br>Amount net of provisions |                  |                     | As at 31st March 2019<br>Amount net of provisions |                  |                     |
|--------------------------------|---|-----------------|---------------------|---|------------------|---------------------|---|------------------|---------------------|
|                                | Secured   | Unsecured       | Total               | Secured   | Unsecured        | Total               | Secured   | Unsecured        | Total               |
| 1.Related Parties              |   |                 |                     |   |                  |                     |   |                  |                     |
| a. Subsidiaries                | -   | -               | -                   | -   | 1,414.01         | 1,414.01            | -   | 1,391.50         | 1,391.50            |
| b. Companies in the same group | -   | 290.11          | 290.11              | -   | 200.84           | 200.84              | 64.00   | -                | 64.00               |
| c. Other related parties       | 21,158.82   | -               | 21,158.82           | 19,961.55   | 39.94            | 20,001.49           | 19,643.22   | -                | 19,643.22           |
| 2.Other than related Parties   | 15,46,181.13  | 7,359.67        | 15,53,540.80        | 13,58,973.67                                      | 11,212.05        | 13,70,185.72        | 10,95,612.15                                      | 71,758.53        | 11,67,370.68        |
| <b>Total</b>                   | <b>15,67,339.95</b>                                   | <b>7,649.78</b> | <b>15,74,989.73</b> | <b>13,78,935.22</b>                               | <b>12,866.84</b> | <b>13,91,802.06</b> | <b>11,15,319.37</b>                               | <b>73,150.03</b> | <b>11,88,469.40</b> |

**6 Investor group-wise classification of all investments (Current and Long term) in shares and securities (both quoted and unquoted);**

| Category                       | Market value/Breakup or Fair value or NAV | Book Value (Net of Provisions) | Market value/Breakup or Fair value or NAV | Book Value (Net of Provisions) | Market value/Breakup or Fair value or NAV | Book Value (Net of Provisions) |
|--------------------------------|---|--------------------------------|---|--------------------------------|---|--------------------------------|
|                                | As at 30th September 2020                 |                                | As at 31st March 2020                     |                                | As at 31st March 2019                     |                                |
| 1.Related Parties              |   |                                |   |                                |   |                                |
| a. Subsidiaries                | 1,51,003.05                               | 1,51,003.05                    | 1,72,471.13                               | 1,72,471.13                    | 1,77,988.96                               | 1,77,988.96                    |
| b. Companies in the same group | 7.34                                      | 7.34                           | 5.23                                      | 5.23                           | 4.38                                      | 4.38                           |
| c. Other related parties       | -   | -                              | -   | -                              | -   | -                              |
| 2.Other than related Parties   | 7,577.01                                  | 6,369.57                       | 6,902.06                                  | 5,694.62                       | 6,777.27                                  | 6,777.27                       |
| <b>Total</b>                   | <b>1,58,587.41</b>                        | <b>1,57,379.97</b>             | <b>1,79,378.43</b>                        | <b>1,78,170.99</b>             | <b>1,84,770.61</b>                        | <b>1,84,770.61</b>             |

**7 Other Information**

| Particulars                                   | As at 30th September 2020 | As at 31st March 2020 | As at 31st March 2019 |
|---|---------------------------|-----------------------|-----------------------|
| (i) Gross Non-Performing Assets               |                           |                       |                       |
| (a) Related Parties                           | -                         | -                     | -                     |
| (b) Other than related parties                | 72,167.50                 | 26,260.47             | 31,719.35             |
| (ii) Net Non-Performing Assets                |                           |                       |                       |
| (a) Related Parties                           | -                         | -                     | -                     |
| (b) Other than related parties                | 52,134.33                 | 8,569.29              | 14,131.63             |
| (iii) Assets Acquired in satisfaction of debt | -                         | -                     | -                     |

Additional Disclosure requirements as per Master Direction DNBR. PD. 008/03.10.119/2016-17, September 01, 2016

**1 Capital Adequacy Ratio**

| Particulars  | As at 30th September 2020 | As at 31st March 2020 | As at 31st March 2019 |
|--|---------------------------|-----------------------|-----------------------|
| CRAR (%)   | 18.65%                    | 19.56%                | 21.95%                |
| CRAR – Tier I Capital (%)  | 12.83%                    | 13.04%                | 14.63%                |
| CRAR – Tier II Capital (%)   | 5.81%                     | 6.52%                 | 7.32%                 |
| Amount of subordinated debt raised as Tier-II capital (eligible amount, restricted to 50% of Tier-I capital) | 94,878.31                 | 1,00,937.72           | 1,00,309.68           |
| Amount raised by issue of Perpetual Debt Instruments   | 26,400.00                 | 26,400.00             | 26,400.00             |

The percentage of PDI to the Tier I Capital of the Company is 11.94% (13.08% as at March 31, 2020, 13.16% as at March 31, 2019).

**2 Investments**

| Particulars                      | As at 30th September 2020 | As at 31st March 2020 | As at 31st March 2019 |
|----------------------------------|---------------------------|-----------------------|-----------------------|
| <b>Value of Investments</b>      |                           |                       |                       |
| (i) Gross Value of Investments   |                           |                       |                       |
| (a) In India                     | 1,58,587.41               | 1,79,378.43           | 1,84,770.61           |
| (b) Outside India                | -                         | -                     | -                     |
| (ii) Provisions for Depreciation |                           |                       |                       |
| (a) In India                     | (1,207.44)                | (1,207.44)            | -                     |
| (b) Outside India                | -                         | -                     | -                     |
| (iii) Net Value of Investments   |                           |                       |                       |
| (a) In India                     | 1,57,379.97               | 1,78,170.99           | 1,84,770.61           |
| (b) Outside India                | -                         | -                     | -                     |

| Particulars  | As at 30th<br>September 2020 | As at 31st March<br>2020 | As at 31st March<br>2019 |
|--|------------------------------|--------------------------|--------------------------|
| <b>Movement of provisions held towards depreciation of investments</b> |                              |                          |                          |
| (i) Opening Balance  | 1,207.44                     | -                        | -                        |
| (ii) Add: Provisions made during the year                              | -                            | 1,207.44                 | -                        |
| (iii) Less: Write off/write back of excess provisions during the year  | -                            | -                        | -                        |
| (iv) Closing balance   | 1,207.44                     | 1,207.44                 | -                        |

### 3 Derivatives

The Company did not have any Derivative transaction during the period ended September 30, 2020 and during the years ended March 31, 2020 and March 31, 2019.

### 4 Securitisation

#### Details of Securitisation undertaken by the Company

| Particulars  | As at 30th<br>September 2020 | As at 31st March<br>2020 | As at 31st March<br>2019 |
|--|------------------------------|--------------------------|--------------------------|
| (i) Number of accounts   | 35,166                       | 1,21,631                 | 3,30,005                 |
| (ii) Aggregate value (net of provisions) of accounts sold                                  | 9,996.74                     | 37,247.41                | 99,089.21                |
| (iii) Aggregate consideration  | 9,996.74                     | 37,247.41                | 99,089.21                |
| (iv) Additional consideration realized in respect of accounts transferred in earlier years | -                            | -                        | -                        |
| (v) Aggregate gain / loss over net book value  | -                            | -                        | -                        |

#### Details of Direct Assignment of Cash Flow transactions undertaken by the Company

| Particulars  | As at 30th<br>September 2020 | As at 31st March<br>2020 | As at 31st March<br>2019 |
|--|------------------------------|--------------------------|--------------------------|
| (i) Number of accounts   | 5,13,386                     | 15,69,967                | 10,00,402                |
| (ii) Aggregate value (net of provisions) of accounts sold                                  | 2,13,992.78                  | 5,43,646.71              | 3,39,933.72              |
| (iii) Aggregate consideration  | 2,13,992.78                  | 5,43,646.71              | 3,39,933.72              |
| (iv) Additional consideration realized in respect of accounts transferred in earlier years | -                            | -                        | -                        |
| (v) Aggregate gain / loss over net book value  | 11,286.78                    | 19,394.52                | 8,426.04                 |

### 5 Asset Liability Management Maturity pattern of certain items of Assets & Liabilities

#### As at September 30, 2020

| Description                  | Up to 1 month | >1 to 2 month | >2 to 3 months | >3 to 6 months | 6months to 1 yr | >1 to 3 yrs | >3 to 5 yrs | >5 yrs      | Total        |
|------------------------------|---------------|---------------|----------------|----------------|-----------------|-------------|-------------|-------------|--------------|
| Advances                     | 1,35,170.32   | 75,374.57     | 1,74,280.03    | 9,53,557.06    | 1,48,780.05     | 42,928.23   | 541.96      | 44,357.51   | 15,74,989.73 |
| Investments                  | 2,914.79      | -             | -              | -              | -               | 420.94      | 1,930.00    | 1,52,114.24 | 1,57,379.97  |
| Borrowings                   | 58,802.82     | 1,68,480.06   | 2,91,646.38    | 2,07,830.24    | 1,86,090.11     | 5,75,899.45 | 85,979.15   | 53,737.45   | 16,28,465.66 |
| Foreign Currency assets      | -             | -             | -              | -              | -               | -           | -           | -           | -            |
| Foreign Currency liabilities | -             | -             | -              | -              | -               | -           | -           | -           | -            |

**As at March 31, 2020**

| Description                  | Up to 1 month | >1 to 2 month | >2 to 3 months | >3 to 6 months | 6months to 1 yr | >1 to 3 yrs | >3 to 5 yrs | >5 yrs      | Total        |
|------------------------------|---------------|---------------|----------------|----------------|-----------------|-------------|-------------|-------------|--------------|
| Advances                     | 39,444.38     | -             | 1,45,674.97    | 4,47,900.74    | 7,21,787.23     | 26,438.94   | 200.00      | 10,355.80   | 13,91,802.06 |
| Investments                  | 2,239.80      | -             | -              | -              | -               | 421.80      | 1,930.00    | 1,73,579.38 | 1,78,170.99  |
| Borrowings                   | 1,131.67      | 24,898.99     | 19,924.04      | 1,81,913.98    | 5,00,291.52     | 3,99,194.99 | 1,35,456.85 | 51,782.03   | 13,14,594.06 |
| Foreign Currency assets      | -             | -             | -              | -              | -               | -           | -           | -           | -            |
| Foreign Currency liabilities | -             | -             | -              | -              | -               | -           | -           | -           | -            |

**As at March 31, 2019**

| Description                  | Up to 1 month | >1 to 2 month | >2 to 3 months | >3 to 6 months | 6months to 1 yr | >1 to 3 yrs | >3 to 5 yrs | >5 yrs      | Total        |
|------------------------------|---------------|---------------|----------------|----------------|-----------------|-------------|-------------|-------------|--------------|
| Advances                     | 1,60,938.52   | 48,916.86     | 61,057.75      | 2,47,052.92    | 6,37,210.48     | 33,292.87   | -           | -           | 11,88,469.41 |
| Investments                  | 2,709.38      | -             | 283.33         | 195.83         | 229.16          | 807.18      | 1,610.00    | 1,78,935.72 | 1,84,770.61  |
| Borrowings                   | 45,422.93     | 31,405.13     | 42,500.63      | 2,14,496.32    | 5,10,218.64     | 1,31,861.11 | 92,843.61   | 54,759.46   | 11,23,507.83 |
| Foreign Currency assets      | -             | -             | -              | -              | -               | -           | -           | -           | -            |
| Foreign Currency liabilities | -             | -             | -              | -              | -               | -           | -           | -           | -            |

**6 Exposures**
**Exposure to Real Estate Sector**

| Category  | As at 30th September 2020 | As at 31st March 2020 | As at 31st March 2019 |
|---|---------------------------|-----------------------|-----------------------|
| <b>a. Direct Exposure</b>   |                           |                       |                       |
| <b>i. Residential Mortgages</b>   |                           |                       |                       |
| Lending fully secured by mortgages on residential property that is or will be occupied by the borrower or that is rented.   | 6,958.52                  | 9,827.37              | 866.41                |
| <b>ii. Commercial Real Estates</b>  |                           |                       |                       |
| Lending secured by mortgages on commercial real estate (office buildings, retail space, multipurpose commercial premises, multi-family residential buildings, multi-tenanted commercial premises, industrial or warehouse space, hotels, land acquisition, development and construction etc.) | -                         | -                     | -                     |
| Exposure would also include non- fund based (NFB) limits.   |                           |                       |                       |
| <b>iii. Investments in Mortgage Backed Securities (MBS) and other securitized exposures</b>   |                           |                       |                       |
| a. Residential  | -                         | -                     | -                     |
| b. Commercial Real Estate   | -                         | -                     | -                     |
| <b>b. Indirect exposure</b>   |                           |                       |                       |
| Fund based and non-fund based exposures on National Housing Bank (NHB) and Housing Finance Companies (HFCs)   | 13,919.20                 | 14,068.53             | 14,486.35             |
| <b>Total Exposure to Real Estate Sector</b>   | <b>20,877.72</b>          | <b>23,895.90</b>      | <b>15,352.76</b>      |

**Exposure to Capital Market**

| Category   | As at 30th<br>September 2020 | As at 31st March<br>2020 | As at 31st March<br>2019 |
|--|------------------------------|--------------------------|--------------------------|
| (i) direct investment in equity shares, convertible bonds, convertible debentures and units of equity-oriented mutual funds the corpus of which is not exclusively invested in corporate debt;   | 1,236.96                     | 872.57                   | 1,222.36                 |
| (ii) advances against shares / bonds / debentures or other securities or on clean basis to individuals for investment in shares (including IPOs / ESOPs), convertible bonds, convertible debentures, and units of equity-oriented mutual funds;  | -                            | -                        | -                        |
| (iii) advances for any other purposes where shares or convertible bonds or convertible debentures or units of equity oriented mutual funds are taken as primary security ;   | -                            | -                        | -                        |
| (iv) advances for any other purposes to the extent secured by the collateral security of shares or convertible bonds or convertible debentures or units of equity oriented mutual funds i.e. where the primary security other than shares / convertible bonds / convertible debentures / units of equity oriented mutual funds 'does not fully cover the advances; | -                            | -                        | -                        |
| (v) secured and unsecured advances to stockbrokers and guarantees issued on behalf of stockbrokers and market makers;  | -                            | -                        | -                        |
| (vi) loans sanctioned to corporates against the security of shares / bonds / debentures or other securities or on clean basis for meeting promoter's contribution to the equity of new companies in anticipation of raising resources;   | -                            | -                        | -                        |
| (vii) bridge loans to companies against expected equity flows / issues;  | -                            | -                        | -                        |
| (viii) all exposures to Venture Capital Funds (both registered and unregistered)   | -                            | -                        | -                        |
| <b>Total Exposure to Capital Market</b>  | <b>1,236.96</b>              | <b>872.57</b>            | <b>1,222.36</b>          |

**7 Miscellaneous**
**Registration obtained from other financial sector regulators**

The company has not obtained registrations from any other financial sector regulators during the period / years.

**Disclosure of Penalties imposed by RBI and other regulators**

No penalty was imposed on the Company during the period / years

**Policy on dealing with Related Party Transactions**

The Related Party transactions are entered into complying with the relevant provisions of the Companies Act, 2013.

**Ratings assigned by credit rating agencies and migration of ratings during the year**

The Company's Long Term Credit Rating by CRISIL has remain unchanged at CRISIL A/Stable since March, 2019. The Long Term Credit Rating by Brickwork stood at BWR A+(outlook stable) as at March 2020 and as at September 30, 2020. The latest debt-wise Rating of the Company are as below:

| Type                             | Rating<br>(September 2020)        | Date of Rating    | Rating (2019-20)           | Date of Rating | Rating (2018-19)       | Date of Rating |
|----------------------------------|-----------------------------------|-------------------|----------------------------|----------------|------------------------|----------------|
| Short Term Rating                | CRISIL A1                         | September 15,2020 | CRISIL A1                  | March 02,2020  | CRISIL A1              | 30 March 2019  |
|                                  | BWR A1+                           | September 21,2020 | BWR A1+                    | March 02,2020  | -                      | -              |
| Short Term Rating                | -                                 | -                 | Withdrawn                  | -              | CARE A1                | 30 March 2019  |
| Long Term Rating                 | CRISIL A/Stable                   | Nov 18,2019       | CRISIL A/Stable            | Nov 18,2019    | CRISIL A/Stable        | 30 March 2019  |
| Long Term Rating                 | BWR A+<br>(outlook stable)        | June 24,2020      | BWR A+<br>(outlook stable) | Jan 07,2020    | -                      | -              |
| Long Term Rating                 | -                                 | -                 | Withdrawn                  | -              | CARE A- ; Stable       | 30 March 2019  |
| Perpetual Debt Instruments       | CRISIL BBB+/<br>Stable            | June 26,2020      | CRISIL BBB+/<br>Stable     | Nov 18,2019    | CRISIL BBB+/<br>Stable | 27 June 2018   |
|                                  | BWR A/Stable                      | June 24,2020      | BWR A/Stable               | Jan 7,2020     | BWR A/Stable           | 03 July 2018   |
| Subordinate Debt                 | CRISIL A/Stable                   | June 26,2020      | CRISIL A/Stable            | Nov 18,2019    | CRISIL A/Stable        | 30 March 2019  |
| Non-Convertible Debentures (NCD) | CRISIL A/Stable                   | June 26,2020      | CRISIL A/Stable            | Dec 26,2019    | CRISIL A/Stable        | 30 March 2019  |
|                                  | BWR A+/Stable                     | June 24,2020      | BWR A+/Stable              | Dec 12,2019    | BWR A+/Stable          | 03 July 2018   |
| Covered Bond                     | CRISIL AA+ (CE)/<br>Stable        | June 08,2020      | CRISIL AA+ (CE)/<br>Stable | March 17,2020  | -                      | -              |
| Covered Bond                     | CRISIL PP-MLD<br>AA+r (CE)/Stable | September 28,2020 | -                          | -              | -                      | -              |

**Remuneration of Directors – Non-Executive Director**

The Company has paid Rs.66.00 lakhs to Mr. Thomas George Muthoot, Non-Executive Director of the Company during the period ended September 30, 2020 (March 31, 2020 - Rs.132.00 lakhs, March 31, 2019 - Rs.132.00 lakhs). Remuneration (other than Sitting Fee) has not been paid to any of the other Non-Executive Directors.

**8 Additional Disclosures**
**Concentration of Advances**

| Particulars   | As at 30th<br>September 2020 | As at 31st March<br>2020 | As at 31st March<br>2019 |
|---|------------------------------|--------------------------|--------------------------|
| Total Advances of twenty largest borrowers  | 34,635.51                    | 35,923.04                | 36,721.95                |
| Percentage of Advances of twenty largest borrowers to<br>Total Advances of the NBFC | 2.16%                        | 2.70%                    | 3.34%                    |

**Concentration of Exposures**

| Particulars   | As at 30th<br>September 2020 | As at 31st March<br>2020 | As at 31st March<br>2019 |
|---|------------------------------|--------------------------|--------------------------|
| Total Exposure of twenty largest borrowers / customers  | 35,832.78                    | 36,405.14                | 40,603.54                |
| Percentage of Exposure of twenty largest borrowers /<br>customers to Total Exposure of the NBFC on borrowers /<br>customers | 2.24%                        | 2.57%                    | 3.69%                    |

**Concentration of NPA's**

| Particulars                             | As at 30th<br>September 2020 | As at 31st March<br>2020 | As at 31st March<br>2019 |
|---|------------------------------|--------------------------|--------------------------|
| Total Exposure to top four NPA accounts | 9,401.22                     | 9,350.68                 | 9,301.23                 |



**Sector-wise NPA's**

| Particulars                        | As at 30th<br>September 2020 | As at 31st March<br>2020 | As at 31st March<br>2019 |
|------------------------------------|------------------------------|--------------------------|--------------------------|
| 1. Agriculture & allied activities | 53,387.72                    | 8,319.90                 | 13,872.66                |
| 2. MSME                            | 3,881.79                     | 3,782.00                 | 814.97                   |
| 3. Corporate borrowers             | 13,346.89                    | 12,334.49                | 12,447.07                |
| 4. Services                        | -                            | -                        | -                        |
| 5. Unsecured personal loans        | 1,551.10                     | 1,824.08                 | 7,482.55                 |
| 6. Auto loans                      | -                            | -                        | -                        |
| 7. Other personal loans            | -                            | -                        | -                        |

**Movement of NPA's**

| Particulars                      | As at 30th<br>September 2020 | As at 31st March<br>2020 | As at 31st March<br>2019 |
|----------------------------------|------------------------------|--------------------------|--------------------------|
| (i) Net NPAs to Net Advances (%) | 3.31%                        | 0.62%                    | 1.19%                    |
| (ii) Movement of NPAs (Gross)    |                              |                          |                          |
| Opening balance                  | 26,260.47                    | 31,719.35                | 20,021.89                |
| Additions during the year        | 62,341.62                    | 1,16,988.65              | 1,17,279.51              |
| Reductions during the year       | 16,434.59                    | 1,22,447.53              | 1,05,582.04              |
| Closing balance                  | 72,167.50                    | 26,260.47                | 31,719.35                |

| Particulars  | As at 30th<br>September 2020 | As at 31st March<br>2020 | As at 31st March<br>2019 |
|--|------------------------------|--------------------------|--------------------------|
| (iii) Movement of Net NPAs   |                              |                          |                          |
| Opening balance  | 8,569.29                     | 14,131.63                | 5,794.39                 |
| Additions during the year  | 55,437.51                    | 39,276.04                | 52,250.47                |
| Reductions during the year   | 11,872.47                    | 44,838.38                | 43,913.22                |
| Closing balance  | 52,134.33                    | 8,569.29                 | 14,131.63                |
| (iv) Movement of provisions for NPAs (excluding provisions on standard assets) |                              |                          |                          |
| Opening balance  | 17,691.18                    | 17,587.72                | 14,227.50                |
| Additions during the year  | 6,904.11                     | 77,712.61                | 65,029.04                |
| Write-off / write-back of excess provisions                                    | 4,562.12                     | 77,609.15                | 61,668.82                |
| Closing balance  | 20,033.17                    | 17,691.18                | 17,587.72                |

**Off-Balance Sheet SPV's sponsored (September 30, 2020, March 31, 2020; March 31, 2019)**

| Name of the SPV Sponsored |          |
|---------------------------|----------|
| Domestic                  | Overseas |
| Nil                       | Nil      |

**Disclosure of Customer Complaints**

| Particulars   | 2020-21 H1 | 2019-20 | 2018-19 |
|---|------------|---------|---------|
| Number of complaints pending at the beginning of the year | 14         | 13      | 6       |
| Number of complaints received during the year             | 2564       | 2193    | 1267    |
| Number of complaints redressed during the year            | 2558       | 2192    | 1260    |
| Number of complaints pending at the end of the year       | 20         | 14      | 13      |

(Rs. in lakhs)

| Capitalization Statement as at September 30, 2020 (Annexure VII)      |                                    |                           |                     |
|---|------------------------------------|---------------------------|---------------------|
| Particulars   | Pre-Issue as at September 30, 2020 | Increase due to the Issue | Post-Issue          |
| Share capital   | 19,370.56                          | -                         | 19,370.56           |
| Reserves and Surplus  | 2,77,004.58                        | -                         | 2,77,004.58         |
| <b>Total Shareholders' Funds (A)</b>                                  | <b>2,96,375.14</b>                 | -                         | <b>2,96,375.14</b>  |
| Long term borrowings (including current maturities of Long Term Debt) | 9,62,760.18                        | 40,000.00                 | 10,02,760.18        |
| Short term borrowings   | 7,02,925.35                        | -                         | 7,02,925.35         |
| <b>Total Debt Funds (B)</b>   | <b>16,65,685.54</b>                | -                         | <b>17,05,685.54</b> |
| <b>Total Capitalisation (A) + (B)</b>                                 | <b>19,62,060.68</b>                | -                         | <b>20,02,060.68</b> |
| <b>Long Term Debt / Equity</b>  | <b>3.25</b>                        | -                         | <b>3.38</b>         |
| <b>Debt/Equity</b>  | <b>5.62</b>                        | -                         | <b>5.76</b>         |

**Notes**

1. The Pre-Issue figures have been extracted from the Audited Standalone Financial Statements as on 30/09/2020, which have been prepared in accordance with the Indian Accounting Standards (Ind AS) prescribed under Section 133 of the Companies Act, 2013 read with relevant rules issued thereunder.
2. The Post-Issue Total Capitalization is indicative and has been arrived at on the assumption that the proposed issue would result in an inflow of Rs.40,000 lakhs (the entire proceeds of which is considered as Long Term for computation purposes)
3. Changes in Equity, Reserves and Borrowings between 30/09/2020 & the date of issue may have an impact on the calculations made above

## Statement of Secured and Unsecured Loans (Annexure VIII)

### 1. SECURED LOANS

| Particulars  | IND AS              |                     |                    |
|--|---------------------|---------------------|--------------------|
|  | 30.09.2020          | 31.03.2020          | 31.03.2019         |
| <b>DEBENTURES</b>  |                     |                     |                    |
| Reemable, Non-Convertible (Private Placement)            | 148.00              | 148.00              | 4,272.75           |
| Reemable, Non-Convertible (Public Issue)                 | 2,64,419.64         | 73,743.78           | 19,846.25          |
| Reemable, Non-Convertible in the form of Covered Bonds   | 41,923.62           | 12,221.53           | -                  |
|  |                     |                     |                    |
| <b>TERM LOAN FROM BANKS &amp; FINANCIAL INSTITUTIONS</b> | 3,67,856.01         | 1,90,872.26         | 82,334.86          |
|  |                     |                     |                    |
| <b>SHORT TERM LOAN FROM BANKS</b>                        | 6,48,822.28         | 7,77,441.01         | 7,12,090.82        |
| <b>COMMERCIAL PAPER &amp; PASS THROUGH CERTIFICATES</b>  | 2,862.80            | -                   | 31,934.46          |
| <b>TOTAL SECURED LOANS</b>                               | <b>13,26,032.35</b> | <b>10,54,426.59</b> | <b>8,50,479.14</b> |

### 2. UNSECURED LOANS

| Particulars                       | IND AS             |                    |                    |
|-----------------------------------|--------------------|--------------------|--------------------|
|                                   | 30.09.2020         | 31.03.2020         | 31.03.2019         |
| <b>SUBORDINATED DEBT</b>          |                    |                    |                    |
| Private Placement                 | 2,22,764.38        | 2,30,519.14        | 2,43,423.24        |
| Public Issue                      | 3,557.87           | 3,557.87           | 3,556.19           |
|                                   |                    |                    |                    |
| <b>PERPETUAL DEBT INSTRUMENTS</b> | 26,111.05          | 26,090.46          | 26,049.26          |
|                                   |                    |                    |                    |
| <b>OTHERS</b>                     |                    |                    |                    |
| Commerical Paper                  | 50,000.00          | -                  | -                  |
|                                   |                    |                    |                    |
| <b>TOTAL UNSECURED LOANS</b>      | <b>3,02,433.31</b> | <b>2,60,167.47</b> | <b>2,73,028.69</b> |

| Statement of Accounting Ratios (Annexure IX)      |                     |                     |                     |
|---|---------------------|---------------------|---------------------|
| Particulars                                       | IND AS              |                     |                     |
|   | Sep-20              | 2020                | 2019                |
| <b>Return on Net Worth:</b>                       |                     |                     |                     |
| Average Net Worth#                                | 2,95,906.62         | 2,87,817.40         | 2,74,681.52         |
| Profit After Tax                                  | 16,669.50           | 21,907.51           | 15,545.85           |
| <b>Return on Net Worth Ratio</b> (not annualised) | 5.63%               | 7.61%               | 5.66%               |
| <b>Net Asset Value per Equity Share:</b>          |                     |                     |                     |
| Total Shareholders' Funds                         | 2,96,375.14         | 2,95,438.09         | 2,80,196.71         |
| Less: Deferred tax assets and Intangible assets   | 933.80              | 437.68              | 449.56              |
| No. of Equity shares                              | 19,37,05,560        | 19,37,05,560        | 19,37,05,560        |
| <b>Net Asset Value per Equity Share (Rs)</b>      | 152.52              | 152.29              | 144.42              |
| <b>Debt/Equity ratio:</b>                         |                     |                     |                     |
| <b>Debt:</b>                                      |                     |                     |                     |
| Non-Convertible Debentures                        | 3,06,491.26         | 86,113.32           | 24,119.00           |
| Term Loans  | 3,67,856.01         | 1,90,872.26         | 82,334.86           |
| Loans repayable on Demand                         | 6,48,822.28         | 7,77,441.01         | 7,44,025.28         |
| Commerical Paper & Pass Through Certificate       | 52,862.80           | -                   | -                   |
| Subordinated Debt                                 | 2,26,322.26         | 2,34,077.02         | 2,46,979.43         |
| Perpetual Debt Instrument                         | 26,111.05           | 26,090.46           | 26,049.26           |
| Inter Corporate Deposit                           | -                   | -                   | -                   |
| Interest Payable                                  | 37,219.87           | 34,710.87           | 40,744.95           |
| <b>Total Debt</b>                                 | <b>16,65,685.54</b> | <b>13,49,304.92</b> | <b>11,64,252.77</b> |
| <b>Equity:</b>                                    |                     |                     |                     |
| Share capital                                     | 19,370.56           | 19,370.56           | 19,370.56           |
| Reserves and Surplus                              | 2,77,004.58         | 2,76,067.54         | 2,60,826.16         |
| <b>Total Equity</b>                               | <b>2,96,375.14</b>  | <b>2,95,438.09</b>  | <b>2,80,196.71</b>  |
| <b>Debt/Equity ratio</b>                          | <b>5.62</b>         | <b>4.57</b>         | <b>4.16</b>         |

| Statement of Dividends (Annexure X)                            |                                      |              |              |
|--|--------------------------------------|--------------|--------------|
| Particulars  | For the period / year ended March 31 |              |              |
|  | Sep-20                               | 2020         | 2019         |
| <b>On Equity Shares</b>  |                                      |              |              |
| Fully Paid Equity Share (nos)                                  | 19,37,05,560                         | 19,37,05,560 | 19,37,05,560 |
| Face Value / Paid up Value (Rs.)                               | 10.00                                | 10.00        | 10.00        |
| Equity Share Capital (Rs. in lakhs)                            | 19,370.56                            | 19,370.56    | 19,370.56    |
|  |                                      |              |              |
| <b>Dividend</b>  |                                      |              |              |
| Dividend declared on equity shares                             | 0%                                   | 60%          | 10%          |
| Dividend per equity share (Rs.)                                | -                                    | 6.00         | 1.00         |
| Dividend distribution tax paid on equity shares (Rs. in lakhs) | -                                    | 2,389.01     | 398.17       |

**Report of Independent Auditor on the Reformatted IGAAP Standalone  
Financial Statements of Muthoot Fincorp Limited**

To,  
The Board of Directors  
Muthoot Fincorp Ltd.  
Muthoot Centre, Punnen Road,  
Trivandrum, Kerala -695039

Dear Sirs,

We have examined the attached Reformatted Standalone Financial Statements of Muthoot Fincorp Limited (the “Company”) (“Reformatted IGAAP Standalone Financial Statements”) as at and for the years ended 31/03/2018, 31/03/2017 and 31/03/2016, annexed to this report for the purposes of inclusion in the offer document prepared by the Company in connection with its Proposed Public Issue of Secured Redeemable Non-Convertible Debentures and / or Unsecured Redeemable Non-Convertible Debentures (“the Debentures” or “the NCDs”). Such financial statements, which have been approved by the Board of Directors of the Company, have been prepared in accordance with the requirements of:

- a) Section 26(1)(b)(i) of the Companies Act, 2013 read with Rule 4 of the Companies (Prospectus & Allotment of Securities) Rules, 2014; and
- b) the Securities & Exchange Board of India (Issue and Listing of Debt Securities) Regulations, 2008, as amended (the “Regulations”) issued by the Securities and Exchange Board of India (“SEBI”), as amended from time to time in pursuance of Section 11 of the Securities and Exchange Board of India Act, 1992.
- c) the Guidance Note (Revised) on Reports in Company Prospectus issued by the Institute of Chartered Accountants of India.

The preparation of the Reformatted IGAAP Standalone Financial Statements is the responsibility of the Company’s management. Our responsibility is to report on such statements based on our procedures.

1. The Reformatted IGAAP Standalone Financial Statements have been extracted by the management from the audited financial statements of the Company as at March 31, 2018, March 31, 2017 and March 31, 2016, and from the books of accounts underlying such financial statements of the Company, which were approved by the Board of Directors on 29/05/2018, 09/05/2017 and 14/06/2016 respectively.

We have audited the accounts of the Company for the year ended March 31, 2018, prepared in accordance with the IGAAP framework, in respect of which we have issued audit opinion vide our report dated 08/06/2018. For the years ended March 31, 2017 and March 31, 2016, the audit of accounts was carried out by M/s. A. Cherian & Associates (FRN – 011456S), in respect of which audit opinions were issued vide reports dated 09/05/2017 and 14/06/2016 respectively, on which we have relied.

2. We have examined such Reformatted IGAAP Standalone Financial Statements taking into consideration:

- a) the terms of engagement received from the Company requesting us to carry out work on such financial information, proposed to be included in the offer document of the Company in connection with its Proposed Public Issue Of Debt Securities;
- b) the requirements of Section 26(1)(b)(i) of the Companies Act, 2013 read with the provisions of the Companies (Prospectus and Allotment of Securities) Rules, 2014 and the SEBI Debt Regulations; and
- c) the Guidance Note (Revised) on Reports in Company Prospectus issued by the Institute of Chartered Accountants of India.

3. In accordance with the requirements of Section 26(1)(b)(i) of the Companies Act, 2013 read with Rule 4 of the Companies (Prospectus and Allotment of Securities) Rules, 2014, the Guidance Note and the terms of our engagement agreed with you, we further report that the Reformatted IGAAP Standalone Financial Statements consisting of:

- a) the Reformatted Summary Statement of Assets and Liabilities, Notes forming part thereof and the Significant Accounting Policies as at March 31, 2018, March 31, 2017 and March 31, 2016;
- b) the Reformatted Summary Statement of Profit and Loss, Notes forming part thereof and the Significant Accounting Policies, for the years ended March 31, 2018, March 31, 2017 and March 31, 2016; and

c) the Reformatted Summary Statement of Cash Flows of the Company, as at March 31, 2018, March 31, 2017 and March 31, 2016;  
proposed to be included in the offer document prepared by the management and approved by the Board of Directors of the Company, that are set out in Annexure I to V to this report, have been examined by us, and are accurately extracted from the audited financial statements of the Company for the years ended March 31, 2018, March 31, 2017 and March 31, 2016.

4. Based on our examination as above, we further report that:

- a) these Reformatted IGAAP Standalone Financial Statements have been presented in “Rupees in Lakhs”
- b) the Reformatted IGAAP Standalone Financial Statements have to be read in conjunction with the Notes on Reformatted IGAAP Standalone Financial Statements and Significant Accounting Policies.
- c) the figures of earlier periods have been regrouped (but not restated retrospectively for changes in accounting policies), wherever necessary, to conform to the classification adopted for the Reformatted IGAAP Standalone Financial Statements as at and for the year ended March 31, 2018.
- d) there are no extraordinary items which need to be disclosed separately in the attached Reformatted Standalone Statements, other than those disclosed;
- e) there are no qualifications in the auditors’ reports, which require any adjustments to the Reformatted Standalone Statements;
- f) the Reformatted IGAAP Standalone Financial Statements conform to the requirements of Schedule III of the Companies Act, 2013; and
- g) in the preparation and presentation of Reformatted IGAAP Standalone Financial Statements based on audited financial statements as referred to in paragraph 3 above, no adjustments have been made for any events occurring subsequent to dates of the audit reports specified in paragraph 1 above.



## **OTHER FINANCIAL INFORMATION**

5. We have also examined the following Other Financial Information of the Company, proposed to be included in the offer document prepared by the management and annexed to this report:
  - a) Statement of Secured and Unsecured Loans (Annexure VI)
  - b) Statement of Accounting Ratios (Annexure VII)
  - c) Statement of Dividends (Annexure VIII)
6. Based on our examination of financial information specified in para 2 above, we state that in our opinion, the financial information so specified above, have been prepared in accordance with Section 26 of the SEBI Act and the Regulations amended from time to time.
7. This report should not in any way be construed as a re-issuance or re-dating of any of the previous audit reports issued by us nor should this be construed as a new opinion on any of the financial statements referred to herein.
8. We have no responsibility to update our report for events and circumstances occurring after the date of the report.
9. This report is intended solely for your information and for inclusion in the Offer Document prepared in connection with the proposed public issue of debt securities of the Muthoot Fincorp Limited and is not to be used, referred to or distributed for any other purpose without our prior written consent.

### **For Rangamani & Co.**

Chartered Accountants

Firm Regn. No. – 003050 S

### **R. Sreenivasan**

Partner

Membership No. 020566

**UDIN – 20020566AAAAIW6785**

Place: Kochi

Date: 07/09/2020

**MUTHOOT FINCORP LIMITED**
**ANNEXURE I: REFORMATTED SUMMARY STATEMENT OF ASSETS AND LIABILITIES**
*(Amount in Rs. Lakhs, except share data and unless otherwise stated)*

| Particulars  | Sch.No. | As at<br>31st March 2018 | As at<br>31st March 2017 | As at<br>31st March 2016 |
|--|---------|--------------------------|--------------------------|--------------------------|
| <b>EQUITY AND LIABILITIES</b>  |         |                          |                          |                          |
| <b>Shareholders' Funds:</b>  |         |                          |                          |                          |
| Share Capital  | 1       | 19,370.56                | 19,370.56                | 18,656.27                |
| Reserves And Surplus   | 2       | 1,60,188.36              | 1,49,343.02              | 1,23,450.24              |
| <b>Share Application money pending allotment</b>   |         | -                        | -                        | -                        |
| <b>Non Current Liabilities</b>   |         |                          |                          |                          |
| Long Term Borrowings   | 3       | 3,12,224.54              | 3,42,612.67              | 3,67,826.30              |
| Deferred Tax Liabilities(Net)  | 10      | -                        | 38.40                    | -                        |
| <b>Current Liabilities</b>   |         |                          |                          |                          |
| Short Term Borrowings  | 4       | 7,68,506.94              | 6,57,340.40              | 4,80,015.58              |
| Trade Payables   | 5       |                          |                          |                          |
| (A) total outstanding dues of micro enterprises and small enterprises; and                 |         | -                        | -                        | -                        |
| (B) total outstanding dues of creditors other than micro enterprises and small enterprises |         | 1,014.52                 | 1,399.64                 | 2,543.45                 |
| Other Current Liabilities  | 6       | 1,61,482.66              | 1,58,354.37              | 1,34,680.16              |
| Short Term Provisions  | 7       | 27,356.47                | 19,687.85                | 21,288.15                |
| <b>TOTAL</b>   |         | <b>14,50,144.05</b>      | <b>13,48,146.91</b>      | <b>11,48,460.15</b>      |
| <b>ASSETS</b>  |         |                          |                          |                          |
| <b>Non Current assets</b>  |         |                          |                          |                          |
| Property, Plant and Equipment  |         |                          |                          |                          |
| Tangible Assets  | 8       | 52,656.40                | 56,570.21                | 51,082.70                |
| Intangible Assets  | 8       | 645.16                   | 318.78                   | 65.13                    |
| Non Current Investments  | 9       | 27,397.01                | 24,344.34                | 14,641.26                |
| Deferred Tax Assets (net)  | 10      | 958.26                   | -                        | 359.74                   |
| Long Term Loans and Advances   | 11      | 7,558.59                 | 22,132.56                | 39,885.26                |
| Investment Property  | 12      | 30,031.41                | 30,012.93                | 21,589.02                |
| Other Non Current Assets   | 13      | 8,372.73                 | 8,683.96                 | 9,119.60                 |
| <b>Current Assets</b>  |         |                          |                          |                          |
| Current Investments  | 14      | 1,678.56                 | 1,433.31                 | 1,584.80                 |
| Trade Receivables  | 15      | 3,272.55                 | 2,103.00                 | 1,975.66                 |
| Cash and Cash Equivalents  | 16      | 32,461.19                | 40,788.00                | 47,247.49                |
| Short Term Loans and Advances  | 17      | 12,11,098.22             | 10,91,212.53             | 8,97,377.91              |
| Other Current Assets   | 18      | 74,013.97                | 70,547.29                | 63,531.58                |
| <b>TOTAL</b>   |         | <b>14,50,144.05</b>      | <b>13,48,146.91</b>      | <b>11,48,460.15</b>      |

*See accompanying notes to the Financial Statements*

1 to 4

In terms of our report of even date attached

For and on behalf of Board of Directors

**For Rangamani & Co.**

Chartered Accountants

Firm Regn. No. – 003050 S

**Thomas John Muthoot**

Managing Director

DIN: 00011618

**Thomas George Muthoot**

Director

DIN: 00011552

**R. Sreenivasan**

Partner, M.No. 020566

**Thomas Muthoot**

Executive Director and

Chief Financial Officer

DIN: 00082099

**Mathai T.D.**

Company Secretary

Place: Kochi

Date: 07/09/2020

**MUTHOOT FINCORP LIMITED**
**ANNEXURE II: REFORMATTED SUMMARY STATEMENT OF PROFIT AND LOSS**
*(Amount in Rs. Lakhs, except share data and unless otherwise stated)*

| Particulars   | Sch.No. | For the year ended<br>31st March 2018 | For the year ended<br>31st March 2017 | For the year ended<br>31st March 2016 |
|---|---------|---------------------------------------|---------------------------------------|---------------------------------------|
| <b>INCOME</b>   |         |                                       |                                       |                                       |
| Revenue from Operations   | 19      | 2,10,887.13                           | 1,96,272.62                           | 2,02,322.92                           |
| Other Income  | 20      | 7,806.33                              | 14,187.15                             | 6,199.96                              |
| <b>Total Revenue</b>  |         | <b>2,18,693.46</b>                    | <b>2,10,459.77</b>                    | <b>2,08,522.88</b>                    |
| <b>EXPENSES</b>   |         |                                       |                                       |                                       |
| Employee Benefits Expense   | 21      | 38,632.34                             | 37,247.56                             | 36,761.31                             |
| Finance Cost  | 22      | 1,12,893.91                           | 1,09,093.44                           | 1,10,073.68                           |
| Depreciation and Amortization Expense                             |         | 7,078.60                              | 7,762.09                              | 7,783.67                              |
| Other Expenses  | 23      | 40,657.94                             | 39,128.84                             | 40,189.21                             |
| <b>Total Expenses</b>   |         | <b>1,99,262.79</b>                    | <b>1,93,231.93</b>                    | <b>1,94,807.87</b>                    |
| <b>Profit Before Exceptional and Extra Ordinary Items and Tax</b> |         | <b>19,430.67</b>                      | <b>17,227.84</b>                      | <b>13,715.01</b>                      |
| Exceptional Items   |         | -                                     | -                                     | -                                     |
| <b>Profit Before Extra Ordinary Items and Tax</b>                 |         | <b>19,430.67</b>                      | <b>17,227.84</b>                      | <b>13,715.01</b>                      |
| Extra Ordinary Items  |         | -                                     | -                                     | -                                     |
| <b>Profit Before Tax</b>  |         | <b>19,430.67</b>                      | <b>17,227.84</b>                      | <b>13,715.01</b>                      |
| Tax Expenses:   |         |                                       |                                       |                                       |
| Current Tax   |         | 5,274.73                              | 5,222.65                              | 6,831.24                              |
| Deferred Tax  |         | (996.65)                              | 398.13                                | (1,860.41)                            |
| <b>Profit for the Period from Continuing Operations</b>           |         | <b>15,152.59</b>                      | <b>11,607.06</b>                      | <b>8,744.18</b>                       |
| Profit/(Loss) from Discontinuing Operations                       |         | -                                     | -                                     | -                                     |
| Tax Expense of Discontinuing Operation                            |         | -                                     | -                                     | -                                     |
| Profit/(Loss) from Discontinuing Operations(after tax)            |         | -                                     | -                                     | -                                     |
| <b>Profit for the Period</b>                                      |         | <b>15,152.59</b>                      | <b>11,607.06</b>                      | <b>8,744.18</b>                       |
| <b>Earnings per Equity Share (in Rs.)</b>                         |         |                                       |                                       |                                       |
| i. Basic  | 29      | 7.82                                  | 6.22                                  | 4.69                                  |
| ii. Diluted   | 29      | 7.82                                  | 6.22                                  | 4.69                                  |

*See accompanying notes to the Financial Statements*

In terms of our report of even date attached

**For Rangamani & Co.**

Chartered Accountants

Firm Regn. No. – 003050 S

**R. Sreenivasan**

Partner, M.No. 020566

For and on behalf of Board of Directors

**Thomas John Muthoot**

Managing Director

DIN: 00011618

**Thomas George Muthoot**

Director

DIN: 00011552

**Thomas Muthoot**

Executive Director and

Chief Financial Officer

DIN: 00082099

**Mathai T.D.**

Company Secretary

Place: Kochi

Date: 07/09/2020

**MUTHOOT FINCORP LIMITED**  
**ANNEXURE III: REFORMATTED SUMMARY STATEMENT OF CASH FLOW**  
*(Amount in Rs. Lakhs, except share data and unless otherwise stated)*

| Particulars   | As at<br>31st March 2018 | As at<br>31st March 2017 | As at<br>31st March 2016 |
|---|--------------------------|--------------------------|--------------------------|
| <b>CASH FLOW FROM OPERATING ACTIVITIES</b>                                |                          |                          |                          |
| Net profit after taxation and extraordinary items                         | 15,152.59                | 11,607.06                | 8,744.18                 |
| Non cash adjustments to reconcile profit before tax to net cash flows:    |                          |                          |                          |
| Depreciation & Amortization   | 7,078.60                 | 7,762.09                 | 7,783.67                 |
| Provisions & write-offs   | 6,671.97                 | 2,254.27                 | 8,985.76                 |
| Bad debts written off   | 8.47                     | 1,680.14                 | 783.54                   |
| Dividend income   | (18.77)                  | (15.90)                  | (11.96)                  |
| Profit/(loss) on sale of fixed assets                                     | 55.07                    | (3.17)                   | (5.33)                   |
| Assets written off  | 124.61                   | -                        | 258.69                   |
| Net gain on sale of current investments                                   | (1,200.28)               | (1,504.12)               | (332.92)                 |
| <b>Operating profit before working capital changes</b>                    | <b>27,872.26</b>         | <b>21,780.37</b>         | <b>26,205.63</b>         |
| <b>Movement in Working Capital</b>  |                          |                          |                          |
| (Increase) / decrease in long term loans and advances                     | 14,885.19                | 14,426.34                | (36,099.08)              |
| (Increase) / decrease in short term loans and advances                    | (1,13,186.72)            | (1,85,255.56)            | (25,260.41)              |
| (Increase) / decrease in other current assets                             | (4,654.70)               | (20,112.44)              | (7,074.60)               |
| Increase / (decrease) in other current liabilities                        | 468.47                   | 8,791.36                 | 28,244.88                |
| <b>Cash generated from Operation</b>                                      | <b>(74,615.50)</b>       | <b>(1,60,369.93)</b>     | <b>(13,983.58)</b>       |
| Direct taxes paid (net of refund)   | (9,330.43)               | (9,953.64)               | (2,195.54)               |
| <b>NET CASH FLOW FROM /(USED IN) OPERATING ACTIVITIES (A)</b>             | <b>(83,945.93)</b>       | <b>(1,70,323.57)</b>     | <b>(16,179.12)</b>       |
| <b>CASH FLOW FROM INVESTING ACTIVITIES</b>                                |                          |                          |                          |
| Purchase of fixed and tangible assets                                     | (3,718.78)               | (9,000.19)               | (4,268.59)               |
| Purchase / Sale of investments  | 3,008.04                 | (7,551.58)               | (2,169.84)               |
| Investment in subsidiary company  | (6,305.97)               | (2,000.00)               | (8,395.46)               |
| Sale of fixed assets  | 103.00                   | 42.40                    | 158.76                   |
| Interest received on investments & fixed deposits                         | -                        | -                        | (580.84)                 |
| Profit/Loss on sale of fixed assets/investments                           | 1,145.21                 | 1,507.30                 | 338.25                   |
| Dividend received   | 18.77                    | 15.90                    | 11.96                    |
| <b>NET CASH FLOW FROM /(USED IN) INVESTING ACTIVITIES (B)</b>             | <b>(5,749.73)</b>        | <b>(16,986.17)</b>       | <b>(14,905.76)</b>       |
| <b>CASH FLOW FROM FINANCING ACTIVITIES</b>                                |                          |                          |                          |
| (Increase) / decrease of short term borrowings                            | 1,11,166.54              | 1,77,324.83              | (10,051.60)              |
| (Increase) / decrease of long term borrowings                             | (28,113.44)              | (11,474.58)              | 48,865.25                |
| Proceeds from Issue of Share Capital                                      | -                        | 15,000.00                | -                        |
| Dividend and Dividend tax paid  | (1,684.25)               | -                        | -                        |
| <b>NET CASH FLOW FROM /(USED IN) FINANCING ACTIVITIES (C)</b>             | <b>81,368.85</b>         | <b>1,80,850.25</b>       | <b>38,813.65</b>         |
| <b>NET INCREASE / (DECREASE) IN CASH AND CASH EQUIVALENTS (A + B + C)</b> | <b>(8,326.81)</b>        | <b>(6,459.49)</b>        | <b>7,728.77</b>          |
| Cash and cash equivalents at the beginning of the year                    | <b>40,788.00</b>         | 47,247.49                | 39,518.72                |
| <b>Cash and cash equivalents at the end of the year</b>                   | <b>32,461.19</b>         | <b>40,788.00</b>         | <b>47,247.49</b>         |

*See accompanying notes to the Financial Statements*

In terms of our report of even date attached

**For Rangamani & Co.**

Chartered Accountants

Firm Regn. No. – 003050 S

**R. Sreenivasan**

Partner, M.No. 020566

Place: Kochi

Date: 07/09/2020

For and on behalf of Board of Directors

**Thomas John Muthoot**

Managing Director

DIN: 00011618

**Thomas George Muthoot**

Director

DIN: 00011552

**Thomas Muthoot**

Executive Director and

Chief Financial Officer

DIN: 00082099

**Mathai T.D.**

Company Secretary

## **MUTHOOT FINCORP LIMITED**

### **Annexure IV: Significant Accounting Policies on Reformatted Standalone Financial Statements for the years ended March 31, 2018 March 31, 2017 & March 31, 2016**

#### **I. OVERVIEW**

Muthoot Fincorp Limited ("MFL" or "the Company") is a Public Limited Company, incorporated on June 10, 1997 under the provisions of the Companies Act 1956. The Company is a Non Deposit Accepting Non-Banking Financial Company (NBFC) registered with the Reserve Bank of India (RBI) and is classified as a Non Deposit Taking Systemically Important Loan Company (NDSI).

Muthoot Fincorp Limited, the flagship company of the 130 year old Muthoot Pappachan Group, provides a diverse mix of retail offerings catering to various needs of its customers and is primarily engaged in the business of Gold Loans through its branch network across India. The Company also offers Business Loans, Loans to Microfinance Sector, Forex Services, Money Transfer Services, Wealth Management Services to its customers in its strive to be the most trusted financial service provider. It is also engaged in real estate business to a very limited extent.

#### **II. SIGNIFICANT ACCOUNTING POLICIES**

##### **a. SYSTEM OF ACCOUNTING & BASIS OF PREPARATION**

The financial statements have been prepared and presented under the historical cost convention on the accrual basis of accounting, and comply with the Generally Accepted Accounting Principles in India ("GAAP"), notified Accounting Standards prescribed under Section 133 of the Companies Act, 2013, read with Rule 7 of the Companies (Accounts) Rules, 2014 and circulars and guidelines issued by the Reserve Bank of India ("RBI") from time to time and to the extent applicable to the Company. The accounting policies adopted in the preparation of the financial statements are consistent with those followed in the previous year.

All assets and liabilities have been classified as Current or Non-current as per the criteria set out in the Schedule III to the Companies Act, 2013. Based on the nature of business, the Company has ascertained its Operating Cycle as 12 months for the purpose of Current / Non-current classification of its assets and liabilities.

##### **b. USE OF ESTIMATES**

The preparation of the financial statements required the Management of the Company to make estimates and assumptions that affect the reported balances of assets and liabilities, revenues and expenses and disclosures relating to the contingent liabilities. The Management believes that the estimates used in preparation of the financial statements are prudent and reasonable. However, although these estimates are based upon the management's best knowledge of current events and actions, actual results may differ from these estimates. Any revisions to the accounting estimates are recognised prospectively in the current and future periods.

**c. TANGIBLE FIXED ASSETS**

Fixed Assets are stated at cost, less accumulated depreciation and accumulated impairment losses, if any. The cost comprises of purchase price and directly attributable cost for bringing the asset to its working condition for the intended use. Any trade discounts and rebates are deducted in arriving the purchase price.

Subsequent expenditure related to an item of fixed asset is added to its book value only if it increases the future economic benefits from the existing asset beyond its previously assessed standard of performance. All other expenses on existing fixed assets, including the day to day repair and maintenance expenditure are charged to revenue during the period in which such expenditure is incurred.

**d. DEPRECIATION ON TANGIBLE FIXED ASSETS:**

The company has provided for depreciation on Straight Line Method (SLM) based on the useful life of assets prescribed under Schedule II of the Companies Act, 2013. Leasehold Improvements, are depreciated over the primary lease period of premises.

Depreciation on assets acquired/sold during the year is recognised on pro-rata basis in the statement of profit and loss from the date of acquisition or till the date of sale.

**e. INTANGIBLE ASSETS:**

Intangible Assets are stated at cost, net of amortisation. Computer Software is amortised over a period of three years on straight line method.

**f. IMPAIRMENT OF ASSETS**

The carrying value of assets is reviewed at each Balance Sheet date if there is any indication of impairment based on internal/external factors. An impairment loss is recognized wherever the carrying amount of an asset exceeds its recoverable amount. The recoverable amount is the greater of the assets net selling price and value in use. After impairment, depreciation is provided on the revised carrying amount of the asset over the useful life.

**g. LEASES**

Leases where a significant portion of risk or rewards of ownership are retained by the Lessor, are classified as Operating Leases. Lease rentals and associated costs are charged to the Statement of Profit and Loss on accrual basis.

**h. INVESTMENTS**

Investments intended to be held for not more than one year from the date of such investments, are classified as current investments. All other investments are classified as Non-Current Investments.

Current Investments are carried in the Financial Statements at lower of cost or fair market value on individual investment basis. Provision for fluctuation in value of current investments is recognised to the extent of the diminution in value.

Non-Current Investments are normally carried at cost. However, provision for diminution in value is made to recognise a decline, other than temporary in nature.

On disposal of an investment, the difference between its carrying amount and net proceeds of disposal are recognized in the profit and loss account.

**i. REVENUE RECOGNITION**

Revenue is recognised to the extent that it is probable that economic benefits will flow to the company and the revenue can be reliably measured. The revenue recognition is as under:

- a. Interest income is recognised on accrual basis with reference to the terms of contractual commitments and finance agreements entered into with borrowers, as the case may be, except in the case of non-performing assets where income is recognized on receipt basis in compliance with RBI norms.
- b. Processing fee on loans are recognised as income at the inception of the loan.
- c. Recognition of Profits on transfer of assets through Direct Assignment are made as per Para 1.4 of the respective guidelines on the subject issued by Reserve Bank of India.
- d. Income from Power Generation is booked on accrual basis, based on the Terms of arrangement with the Tamil Nadu Electricity Board.
- e. Income in the form of Dividends are recognised as income when the Company's right to receive payment is established. Income from Investments in Portfolio Management Services and Capital Market Operations are recognized at the time of actual sale / redemption on investments. Interest on Investments in Debt Instruments through Portfolio Management Services are recognized on accrual basis on intimation from the Portfolio Managers.
- f. Income from services rendered are recognised as per the terms of contract on accrual basis.
- g. Interest income on deposit accounts with banks is recognised on a time proportion basis taking into account the amount outstanding and the rate applicable.
- h. The prudential norms for income recognition prescribed by the Reserve Bank of India are complied with.

**j. HUMAN RESOURCES AND BENEFITS**

**(i) Short Term Employee Benefits**

Short Term Employee Benefits for services rendered by employees are recognised during the period when the services are rendered.

**(ii) Post-Employment Benefits**

**Defined Contribution Plan**

**Provident Fund / Employees State Insurance**

Benefits in the form of Provident Fund and Employees State Insurance are Defined Contribution Schemes and the contributions are charged to the Profit and Loss Account of the year when the contributions to the fund are due. There is no other obligation other than the contribution payable to the fund.

**Defined Benefit Plan**

**Retirement & Earned Leave benefits**

The company has provided for gratuity & earned leave benefits payable to its employees based on actuarial valuation done in line with Accounting Standard 15 – 'Employee Benefits' issued by Institute of Chartered Accountants of India.

**k. FOREIGN EXCHANGE TRANSACTIONS**

Foreign currency transactions are recorded in Indian Rupees, on initial recognition, by converting the foreign currency amount into Indian Rupees at the exchange rate prevailing on the date of the transaction. Foreign currency monetary assets and liabilities are reported using the exchange rate as on the Balance Sheet date. Non-monetary items, which are carried in terms of historical cost denominated in foreign currency, are reported using the exchange rate at the date of the transaction.

Exchange differences arising on the settlement of monetary items are recognised as income or as expenses in the period in which they arise.

**l. BORROWING COST**

Borrowing cost includes interest, amortization of ancillary costs incurred in connection with the arrangement of borrowings and exchange differences arising from foreign currency borrowings to the extent they are regarded as an adjustment to the interest cost.

Borrowing costs directly attributable to the acquisition, construction or production of an asset that necessarily takes a substantial period of time to get ready for its intended use are capitalized as part of the cost of the respective asset. All other borrowing costs are expensed in the period they occur.

**m. TAXES ON INCOME**

Tax expense comprises current and deferred taxes. Current income tax is measured at the amount to be paid to the tax authorities in accordance with the Income Tax Act, 1961. Deferred Income Tax reflects the impact of current year timing differences between the taxable income and the accounting income for the year and reversal of timing differences of earlier years.

Deferred tax is measured based on the tax rates and the tax laws enacted or substantively enacted at the Balance Sheet date. Deferred tax assets are recognized only to the extent there is reasonable certainty that sufficient future taxable income will be available, against which such deferred tax assets can be realised.

At each Balance Sheet date, the management re-assesses the unrecognized deferred tax assets and recognises deferred tax asset only to the extent that it has become reasonably certain, or virtually certain, as the case may be, that sufficient future taxable income will be available against which such deferred tax assets can be realised.

**n. EARNINGS PER SHARE**

The Company reports Basic Earnings Per Share in accordance with the Accounting Standard-20 "Earnings Per Share", issued by the ICAI. Basic Earnings Per Share has been computed by dividing the net profit after tax by the weighted average number of equity shares outstanding for the year.

**o. PROVISIONS, CONTINGENT LIABILITIES & CONTINGENT ASSETS**

Provisions are recognised in terms of Accounting Standard 29 on "Provisions, Contingent Liabilities & Contingent Assets", when there is a present legal or statutory obligation as a result of past events leading to probable outflow of resources, where a reliable estimate can be made of the amount required to settle the obligation.



A contingent liability is a possible obligation that arises from past events whose existence will be confirmed by the occurrence or non-occurrence of one or more uncertain future events beyond the control of the company or a present obligation that is not recognized because it is not probable that an outflow of resources will be required to settle the obligation. A contingent liability also arises in extremely rare cases where there is a liability that cannot be recognized because it cannot be measured reliably. The company does not recognize a contingent liability, but discloses its existence, if it exists, in the financial statements.

Contingent Assets are not recognised in the financial statements.

**p. SEGMENT REPORTING**

As per Accounting Standard (AS) 17 on "Segment Reporting", segment information has been provided under the Notes to Financial Statements.

**q. EVENTS OCCURRING AFTER BALANCE SHEET DATE**

Material Events, if any, occurring after the Balance Sheet date are taken into cognizance while preparing the financial statements.

**r. RELATED PARTY DISCLOSURES**

Disclosures are made in accordance with the requirements of Accounting Standard 18 "Related Party Disclosures" read with the clarifications issued by the Institute of Chartered Accountants of India

**s. CASH FLOW STATEMENT**

Cash flows are reported using the indirect method, whereby profit after tax is adjusted for the effects of transactions of a non-cash nature, any deferrals or accruals of past or future operating cash receipts or payments and item of income or expenses associated with investing or financing cash flows. The cash flows from operating, investing and financing activities of the Company are segregated.

**t. CLASSIFICATION AND PROVISIONING OF ASSETS**

As per the guidelines given in the Prudential Norms for Non-Banking Financial Companies prescribed by the Reserve Bank of India, the Company makes adequate provisions against Non-Performing Assets in the following manner:

**a. Standard Assets**

Contingent Provision against Standard Assets is made at the rate of 0.4% / 0.35% for the years ended March 31, 2018 and March 31, 2017 respectively as required by the Systemically Important Non-Banking Financial Company - Systemically Important Non-Deposit taking Company and Deposit taking Company (Reserve Bank) Directions, 2016 ( Master Direction DNBR. PD. 008/03.10.119/2016-17 September 01, 2016).

Provision against Standard assets was made at the rate of 0.30% for the year ended March 31, 2016 as required by Paragraph 9A of the Non-Banking Financial Companies Prudential Norms (Reserve Bank) Directions 2007 read with the Revised Regulatory Framework issued by the Reserve Bank of India for Non-Banking Financial Companies on 10<sup>th</sup> November 2014 and Notification No. DNBR.009/ CGM(CDS)-2015 dated 27<sup>th</sup>

March, 2015. As a prudent measure, Standard Assets Provision has been made @ 1% for Microfinance assets.

**b. Sub-Standard, Doubtful & Loss Assets**

Provision has been made as required by the Non-Banking Financial Company - Systemically Important Non-Deposit taking Company and Deposit taking Company (Reserve Bank) Directions, 2016 ( Master Direction DNBR. PD. 008/03.10.119/2016-17 September 01, 2016) for the years ended March 31, 2018 and March 31, 2017. For Microfinance loans, provision has been made at the rate of 1% of the total portfolio or; 50% of aggregate loan instalments overdue for over 90 days and 100% of aggregate loan instalments overdue for over 180 days, whichever is higher.

For the year ended March 31, 2016, provision has been made as required by Paragraph 9 of the Non-Banking Financial Companies Prudential Norms (Reserve Bank) Directions 2007 and other relevant notifications including Notification no: DNBR.009/CGM(CDS)-2015 dated 27<sup>th</sup> March, 2015, for Sub Standard, Doubtful and Loss Assets.

**MUTHOOT FINCORP LIMITED**
**ANNEXURE V: NOTES TO REFORMATTED STANDALONE FINANCIAL STATEMENTS**

(Amount in Rs. Lakhs, except share data and unless otherwise stated)

**1. SHARE CAPITAL**
**(a) Authorised share capital :**

| Particulars                    | No of shares | Amount    |
|--------------------------------|--------------|-----------|
| <b>As at April 1, 2015</b>     | 20,00,00,000 | 20,000.00 |
| Add: Increased during the year | -            | -         |
| <b>As at March 31, 2016</b>    | 20,00,00,000 | 20,000.00 |
| Add: Increased during the year | -            | -         |
| <b>As at March 31, 2017</b>    | 20,00,00,000 | 20,000.00 |
| Add: Increased during the year | -            | -         |
| <b>As at March 31, 2018</b>    | 20,00,00,000 | 20,000.00 |

**(b) Issued capital :**

| Particulars                    | No of shares | Amount    |
|--------------------------------|--------------|-----------|
| <b>As at April 1, 2015</b>     | 18,65,62,700 | 18,656.27 |
| Add: Increased during the year | -            | -         |
| <b>As at March 31, 2016</b>    | 18,65,62,700 | 18,656.27 |
| Add: Increased during the year | 72,38,100    | 723.81    |
| <b>As at March 31, 2017</b>    | 19,38,00,800 | 19,380.08 |
| Add: Increased during the year | -            | -         |
| <b>As at March 31, 2018</b>    | 19,38,00,800 | 19,380.08 |

**(c) Subscribed and Fully Paid Up Capital**

| Particulars                    | No of shares | Amount    |
|--------------------------------|--------------|-----------|
| <b>As at April 1, 2015</b>     | 18,65,62,700 | 18,656.27 |
| Add: Increased during the year | -            | -         |
| <b>As at March 31, 2016</b>    | 18,65,62,700 | 18,656.27 |
| Add: Increased during the year | 71,42,860    | 714.29    |
| <b>As at March 31, 2017</b>    | 19,37,05,560 | 19,370.56 |
| Add: Increased during the year | -            | -         |
| <b>As at March 31, 2018</b>    | 19,37,05,560 | 19,370.56 |

1.1 The Company has only one class of shares namely equity shares having a face value of Rs.10. Each holder of equity share is entitled to one vote per share.

1.2 The Board of Directors of the Holding Company have proposed 7.5% dividend for the FY 2016-17. The proposal is subject to the approval of shareholders at the Annual General Meeting.

1.3 During the year, the Company has issued 72,38,100 shares vide Right Issue and has allotted 71,42,860 shares at Rs.10/- each at a premium of Rs.200/- per share. 9,37,50,000 shares were issued to the shareholders as fully paid up bonus shares during the financial year 2011 - 2012.

1.4 Details of shareholders holding more than 5% Shares:

| Name of the Shareholder   | No. of Shares Held as at |                          |                          |
|---------------------------|--------------------------|--------------------------|--------------------------|
|                           | As at<br>31st March 2018 | As at<br>31st March 2017 | As at<br>31st March 2016 |
| Mr. Thomas John Muthoot   | 5,08,43,764              | 5,08,43,764              | 4,91,66,411              |
| Mr. Thomas George Muthoot | 5,08,43,764              | 5,08,43,764              | 4,91,66,411              |
| Mr. Thomas Muthoot        | 5,08,43,769              | 5,08,43,769              | 4,91,66,416              |
| Ms. Preethi John Muthoot  | 1,35,25,989              | 1,35,25,989              | 1,30,20,818              |
| Ms. Nina George           | 1,35,25,961              | 1,35,25,961              | 1,30,20,791              |
| Ms. Remy Thomas           | 1,35,25,988              | 1,35,25,988              | 1,30,20,817              |

| Name of the Shareholder   | Percentage Holding as at |                          |                          |
|---------------------------|--------------------------|--------------------------|--------------------------|
|                           | As at<br>31st March 2018 | As at<br>31st March 2017 | As at<br>31st March 2016 |
| Mr. Thomas John Muthoot   | 26.25%                   | 26.25%                   | 26.35%                   |
| Mr. Thomas George Muthoot | 26.25%                   | 26.25%                   | 26.35%                   |
| Mr. Thomas Muthoot        | 26.25%                   | 26.25%                   | 26.35%                   |
| Ms. Preethi John Muthoot  | 6.98%                    | 6.98%                    | 6.98%                    |
| Ms. Nina George           | 6.98%                    | 6.98%                    | 6.98%                    |
| Ms. Remy Thomas           | 6.98%                    | 6.98%                    | 6.98%                    |

## 2. RESERVES & SURPLUS

| Particulars                  | As at<br>31st March 2018 | As at<br>31st March 2017 | As at<br>31st March 2016 |
|------------------------------|--------------------------|--------------------------|--------------------------|
| Securities Premium Reserve   | 38,129.85                | 38,129.85                | 23,844.13                |
| Statutory Reserve            | 34,085.26                | 31,053.87                | 28,732.46                |
| Special Contingency Reserve  | 8,882.93                 | 8,882.93                 | 8,882.93                 |
| Debenture Redemption Reserve | 4,279.68                 | 11,908.83                | 17,527.33                |
| Profit & Loss Account        | 74,810.64                | 59,367.54                | 44,463.39                |
| <b>TOTAL</b>                 | <b>1,60,188.36</b>       | <b>1,49,343.02</b>       | <b>1,23,450.24</b>       |

2.1 The company has appropriated 20% of the Profit after Tax as Statutory Reserve pursuant to Section 45-IC of The RBI Act, 1934.

2.2 The company has maintained a Debenture Redemption Reserve of 25% of the total value of Debentures and Subordinated Debt outstanding as at the respective year end, which were issued through public issue, as required under Rule 18, sub-rule 7 of the Companies (Share Capital and Debentures) Rules, 2014.

2.3 Reconciliation of figures as at beginning and close of the reporting period are as follows:

| Particulars                                | As at<br>31st March 2018 | As at<br>31st March 2017 | As at<br>31st March 2016 |
|--|--------------------------|--------------------------|--------------------------|
| <b>Securities Premium Reserve</b>          |                          |                          |                          |
| Balance as per last balance sheet          | 38,129.85                | 23,844.13                | 23,844.13                |
| Additions during the year                  | -                        | 14,285.72                | -                        |
| <b>Closing balance</b>                     | <b>38,129.85</b>         | <b>38,129.85</b>         | <b>23,844.13</b>         |
| <b>Statutory Reserve</b>                   |                          |                          |                          |
| Balance as per last balance sheet          | 31,053.87                | 28,732.46                | 26,983.62                |
| Additions during the year                  | 3,031.39                 | 2,321.41                 | 1,748.84                 |
| <b>Closing balance</b>                     | <b>34,085.26</b>         | <b>31,053.87</b>         | <b>28,732.46</b>         |
| <b>Special Contingency Reserve</b>         |                          |                          |                          |
| Balance as per last balance sheet          | 8,882.93                 | 8,882.93                 | 8,882.93                 |
| Additions during the year                  | -                        | -                        | -                        |
| <b>Closing balance</b>                     | <b>8,882.93</b>          | <b>8,882.93</b>          | <b>8,882.93</b>          |
| <b>Debenture Redemption Reserve</b>        |                          |                          |                          |
| Balance as per last balance sheet          | 11,908.83                | 17,527.33                | 11,028.91                |
| Addition / write back during the year      | (7,629.15)               | (5,618.50)               | 6,498.42                 |
| <b>Closing balance</b>                     | <b>4,279.68</b>          | <b>11,908.83</b>         | <b>17,527.33</b>         |
| <b>Surplus</b>                             |                          |                          |                          |
| Balance as per last balance sheet          | 59,367.54                | 44,463.39                | 43,966.47                |
| Profit for the year                        | 15,152.59                | 11,607.06                | 8,744.18                 |
| <i>Less: Appropriation / (Write Back):</i> |                          |                          |                          |
| Statutory Reserve                          | 3,031.39                 | 2,321.41                 | 1,748.84                 |
| Special Contingency Reserve                | -                        | -                        | -                        |
| Debenture Redemption Reserve               | (7,629.15)               | (5,618.50)               | 6,498.42                 |
| Income Tax – Prior Years                   | 2,623.00                 | -                        | -                        |
| Dividend Paid                              | 1,399.37                 | -                        | -                        |
| Dividend Tax                               | 284.88                   | -                        | -                        |
| <b>Closing balance</b>                     | <b>74,810.64</b>         | <b>59,367.54</b>         | <b>44,463.39</b>         |

2.4. As the Income Tax law provides for subsequent claim of the expenditure in the year in which TDS is remitted, interest expense pertaining to prior years totalling to Rs.7,579.20 lakhs has been claimed as deduction while computing the Total Income as per Income Tax Rules for Financial Year 2017-18. This in turn, has resulted in a lower Current Tax provision in the current year, as compared to the previous year in spite of increased profits in the current year.

The tax effect of Rs.2,623 lakhs due to disallowance of interest expense of prior years, on account of non-deduction of tax at source on interest paid by the company on debt instruments has been appropriated against Surplus as the same pertains to previous periods, and not to the current year.

<This section has been intentionally left blank>

### 3. LONG TERM BORROWINGS

| Particulars                          | As at<br>31st March 2018 | As at<br>31st March 2017 | As at<br>31st March 2016 |
|--------------------------------------|--------------------------|--------------------------|--------------------------|
| <b>Secured</b>                       |                          |                          |                          |
| Secured Debentures                   | 2,496.18                 | 44,337.55                | 90,006.30                |
| Term Loan From Banks                 | 13,615.81                | 620.66                   | 4,241.72                 |
| Term Loan From Others                | -                        | -                        | 14.55                    |
| Working Capital Term Loan from Banks | 35,999.00                | 38,333.33                | 32,500.00                |
| <b>Unsecured</b>                     |                          |                          |                          |
| Subordinated Debt                    | 2,01,972.97              | 2,06,376.87              | 1,83,629.55              |
| Perpetual Debt Instrument            | 26,400.00                | 14,400.00                | 14,400.00                |
| Inter Corporate Deposit              | -                        | -                        | 50.00                    |
| Interest Payable                     | 31,740.58                | 38,544.26                | 42,984.18                |
| <b>TOTAL</b>                         | <b>3,12,224.54</b>       | <b>3,42,612.67</b>       | <b>3,67,826.30</b>       |

3.1 Borrowings are grouped into current and non-current based on maturity profile. The principal portion of repayments which fall due within one year from the respective year ends are categorised as Other Current Liabilities. Interest accrued, and falling due within one year from the respective year ends has also been categorised under Other Current Liability.

3.2 Secured Debentures includes non-convertible debentures issued by way of Public Issue as well as Private Placement. Debentures issued by way of public issue are secured against charge on current assets, book debts, receivables (both present & future) and immovable property of the company admeasuring 54 cents situated at Survey No. 764/6A in Arulvaimozhy Village, Kaniyakumari District. Privately Placed Institutional Secured Debentures are secured by a first pariassu charge on all the present and future receivables of the Company and exclusive mortgage on the immovable property owned by the Company situated at plot no. 1030, measuring 5.19 cents having Survey No. 537 in Samugarengapuram Village, Kanyakumari District. Privately Placed Secured Debentures are secured by subservient charge on all current assets of the Company, both present and future.

The maturity pattern of Secured Debentures as on March 31, 2018 in the descending order of maturity are as follows (includes Current portion also):

| <i>(Rs in Lakhs)</i>       |                  |
|----------------------------|------------------|
| Financial year of maturity | Grand total      |
| 2020-21                    | 218.86           |
| 2019-20                    | 2,277.32         |
| 2018-19                    | 53,085.54        |
| <b>Total</b>               | <b>55,581.72</b> |

3.3 Term loans availed by the Company are secured by first / pari-passu charges on the respective Fixed Assets / Current Assets. The principal portion of repayments which fall due within one year from the respective year end are categorised as Other Current Liabilities. The repayment terms are as below (includes Current portion also):

#### TERM LOANS (SECURED)

| Lender  | As at<br>31st March 2018 | As at<br>31st March 2017 | As at<br>31st March 2016 |
|---|--------------------------|--------------------------|--------------------------|
| <b>State Bank Of India</b><br>(Secured against Branch Fixed Assets)   | -                        | 146.52                   | 1,905.87                 |
| <b>State Bank Of India</b><br>(Secured against Branch Fixed Assets)   | -                        | 3,788.23                 | 7,288.29                 |
| <b>South Indian Bank</b><br>(Secured against Secured against 6560 sq.ft. SBUA with UDS 798.96 sq ft. in World Trade Centre, Brigade Gateway Bangalore & repayable in 79 monthly instalments of Rs 3.55 lakhs & last Instalment of Rs 0.15Lakhs) | 283.00                   | 325.60                   | 368.20                   |
| <b>ICICI Bank</b><br>(Secured against Vehicle-Jaguar XF F2.2 & repayable in in 14 monthly instalments on diminishing value method)  | 12.65                    | 22.52                    | 31.57                    |
| <b>State Bank of India</b><br>(Secured against Vehicle-Ford New Endeavour-3.2.1.4*4 Titanium AT-Diesel Car & repayable in 63 monthly instalments on diminishing value method)   | 25.72                    | 29.53                    | -                        |

|  |           |       |       |
|--|-----------|-------|-------|
| <b>State Bank of India</b><br>(Secured against Vehicle-Honda Br-Vv Cvt Ivtec & repayable in 72 monthly instalments on diminishing value method)  | 10.73     | 12.00 | -     |
| <b>Yes Bank</b><br>(Repayable in instalments of 1.67% of loan amount in quarters 3-8 from the date of disbursement, 4.5% in quarters 9-27 & 4.48% in the 28th quarter from disbursement) | 5,000.00  | -     | -     |
| <b>Lakshmi Vilas Bank</b><br>(Repayable in 8 equal quarterly instalments from February 2019)   | 10,000.00 | -     | -     |
| <b>HDFC</b><br>(Secured against the property at DLF Garden City, Chennai)  | -         | 14.56 | 27.76 |

#### WORKING CAPITAL TERM LOANS (SECURED)

Working Capital Term Loans are fully secured against Loan receivables and other current assets of the Company both present and future. The principal portion of repayments which within one year from the respective year ends are categorised as Other Current Liabilities. The repayment terms are as below (includes Current portion also):

| <b>Lender</b>  | <b>As at<br/>31st March 2018</b> | <b>As at<br/>31st March 2017</b> | <b>As at<br/>31st March 2016</b> |
|--|----------------------------------|----------------------------------|----------------------------------|
| <b>Syndicate Bank</b><br>(Secured against Loan Receivables & other current assets and repayable in 6 quarterly instalments of Rs.4,166.67 lakhs each from June 2017)           | 8,428.27                         | 25,227.19                        | 25,232.50                        |
| <b>Punjab &amp; Sind</b><br>(Secured against Loan Receivables & other current assets and repayable in 4 quarterly instalments of Rs.2,500.00 lakhs each from June 2018)        | 10,000.00                        | 10,000.00                        | 2,500.00                         |
| <b>Corporation Bank</b><br>(Secured against Loan Receivables & other current assets and repayable in 2 quarterly instalments of Rs.2,500.00 lakhs each from June 2017)         | -                                | 5,000.00                         | 10,091.30                        |
| <b>United Bank of India</b><br>(Secured against Loan Receivables & other current assets and repayable in 4 quarterly instalments of Rs.2,500.00 lakhs each from December 2018) | 10,000.00                        | 10,000.00                        | -                                |
| <b>United Bank of India</b><br>(Secured against Loan Receivables & other current assets and repayable in 4 quarterly instalments of Rs.2,500.00 lakhs each from June 2019)     | 10,000.00                        | 10,000.00                        | -                                |
| <b>Oriental Bank of Commerce</b><br>(Repayable in 6 quarterly instalments of Rs.1,666.67 lakhs each from September 2018)   | 10,000.00                        | -                                | -                                |
| <b>Punjab &amp; Sind</b><br>(Repayable in 10 quarterly instalments of Rs.1,000.00 lakhs each from October 2018)  | 10,000.00                        | -                                | -                                |
| <b>Syndicate Bank</b><br>(Repayable in 10 quarterly instalments of Rs.2,000.00 lakhs each from October 2018)   | 20,155.42                        | -                                | -                                |

3.4 Subordinate Debt instruments are unsecured, subordinated to the claims of other creditors with an initial maturity of over 5 years. The principal portion of repayments which fall due within one year from the respective year ends are categorised as Other Current Liabilities. Interest accrued, and falling due within one year from the respective year ends have also been categorised under Other Current Liability. The maturity pattern of Subordinated debts in the descending order of maturity as on March 31, 2018 are as follows (includes Current portion also):

| <b>Financial year of maturity</b> | <b>Grand total</b> |
|-----------------------------------|--------------------|
| 2024-25                           | 833.08             |
| 2023-24                           | 19,182.38          |
| 2022-23                           | 42,859.16          |
| 2021-22                           | 58,478.78          |
| 2020-21                           | 33,306.86          |
| 2019-20                           | 38,127.28          |
| 2018-19                           | 38,875.80          |
| 2017-18                           |                    |
| <b>Total</b>                      | <b>2,40,848.77</b> |

3.5 Perpetual Debt Instruments are perpetual, unsecured instruments, which have been issued as per RBI guidelines. The Company issued Perpetual Debt Instruments of Rs.12,000 lakhs in FY2017-18. The total outstanding of Perpetual Debt Instruments as on 31st March, 2018 is Rs.26,400 lakhs.

3.6 Inter-Corporate Deposit is unsecured & non-current in nature.

**4. SHORT TERM BORROWINGS**

| Particulars                      | As at<br>31st March 2018 | As at<br>31st March 2017 | As at<br>31st March 2016 |
|----------------------------------|--------------------------|--------------------------|--------------------------|
| <b>Secured</b>                   |                          |                          |                          |
| Working Capital Loans from Banks | 7,68,506.94              | 6,57,340.40              | 4,80,015.58              |
| <b>TOTAL</b>                     | <b>7,68,506.94</b>       | <b>6,57,340.40</b>       | <b>4,80,015.58</b>       |

5.1 Working Capital Loans are fully secured against Loan Receivables and other current assets both present and future.

**5. TRADE PAYABLES**

| Particulars  | As at<br>31st March 2018 | As at<br>31st March 2017 | As at<br>31st March 2016 |
|--|--------------------------|--------------------------|--------------------------|
| Sundry Creditors   |                          |                          |                          |
| (A) total outstanding dues of micro enterprises and small enterprises                      | -                        | -                        | -                        |
| (B) total outstanding dues of creditors other than micro enterprises and small enterprises | 1,014.52                 | 1,399.64                 | 2,543.45                 |
| <b>TOTAL</b>   | <b>1,014.52</b>          | <b>1,399.64</b>          | <b>2,543.45</b>          |

**6. OTHER CURRENT LIABILITIES**

| Particulars                          | As at<br>31st March 2018 | As at<br>31st March 2017 | As at<br>31st March 2016 |
|--------------------------------------|--------------------------|--------------------------|--------------------------|
| Expenses Payable                     | 22,668.97                | 20,855.31                | 12,270.07                |
| Taxes And Duties Payable             | 945.09                   | 1,472.45                 | 1,160.84                 |
| Current Maturities Of Long Term Debt |                          |                          |                          |
| Secured Debentures                   | 53,085.54                | 86,371.85                | 1,01,059.34              |
| Term Loan From Banks                 | 1,716.29                 | 3,703.74                 | 5,352.22                 |
| Term Loan From Others                | -                        | 14.56                    | 13.22                    |
| Working Capital Term Loan            | 42,584.69                | 21,893.86                | 5,323.80                 |
| Subordinated Debt                    | 38,875.80                | 22,003.61                | 8,500.00                 |
| Other Liabilities                    | 1,606.28                 | 2,038.99                 | 1,000.67                 |
| <b>TOTAL</b>                         | <b>1,61,482.66</b>       | <b>1,58,354.37</b>       | <b>1,34,680.16</b>       |

**7. SHORT TERM PROVISIONS**

| Particulars                               | As at<br>31st March 2018 | As at<br>31st March 2017 | As at<br>31st March 2016 |
|---|--------------------------|--------------------------|--------------------------|
| Provision For Standard Assets             | 4,494.81                 | 3,516.21                 | 3,369.36                 |
| Provision For NPA                         | 5,128.05                 | 4,622.15                 | 7,898.71                 |
| Provision For Taxation                    | 15,456.91                | 10,182.18                | 8,415.97                 |
| Provision For Gratuity                    | 1,607.82                 | 946.09                   | 1,057.51                 |
| Provision For Investment Rate Fluctuation | 309.94                   | 82.46                    | 192.86                   |
| Provision For Earned Leave Encashment     | 358.94                   | 338.76                   | 353.74                   |
| <b>TOTAL</b>                              | <b>27,356.47</b>         | <b>19,687.85</b>         | <b>21,288.15</b>         |

<This section has been intentionally left blank>

**MUTHOOT FINCORP LIMITED**
**ANNEXURE V: NOTES TO REFORMATTED STANDALONE FINANCIAL STATEMENTS**
*(Amount in Rs. Lakhs, except share data and unless otherwise stated)*
**8.FIXED ASSETS**

The yearwise reconciliation of the gross and net carrying amounts of each class of assets at the beginning and at the end of each reporting period is given below:

| SL NO | PARTICULARS                   | GROSS BLOCK         |                              |  |                     | DEPRECIATION       |   |   |                 |                    | NET BLOCK           |                     |
|-------|-------------------------------|---------------------|------------------------------|--|---------------------|--------------------|---|---|-----------------|--------------------|---------------------|---------------------|
|       |                               | As at<br>01/04/2017 | ADDITIONS<br>FOR THE<br>YEAR | SALES /<br>WRITE OFF<br>DURING THE<br>YEAR | As at<br>31/03/2018 | UPTO<br>31/03/2017 | Additional<br>depreciation/<br>(Depreciation<br>Written back) | ESTIMATED<br>USEFUL<br>LIFE OF THE<br>ASSET | FOR THE<br>YEAR | UPTO<br>31/03/2018 | AS AT<br>31/03/2018 | AS AT<br>31/03/2017 |
| a     | TANGIBLE ASSETS               |                     |                              |  |                     |                    |   |   |                 |                    |                     |                     |
| 1     | AIR CONDITIONER               | 861.90              | 11.58                        | 2.04                                       | 871.44              | 199.71             | -   | 20  | 41.40           | 241.10             | 630.33              | 662.19              |
| 2     | BANK COUNTER & FIXTURES       | 35,402.28           | 1,245.42                     | 2.56                                       | 36,645.15           | 24,041.45          | -   | 10  | 3,386.89        | 27,428.34          | 9,216.80            | 11,360.83           |
| 3     | BIO GAS PLANT                 | 16.89               | -                            | -  | 16.89               | 16.89              | -   | 15  | -               | 16.89              | -                   | -                   |
| 4     | BUILDINGS                     | 6,247.14            | -                            | 32.90                                      | 6,214.24            | 363.63             | -   | 60  | 98.91           | 462.54             | 5,751.70            | 5,883.51            |
| 5     | CALCULATOR                    | 0.57                | -                            | -  | 0.57                | 0.57               | -   | 5   | -               | 0.57               | -                   | -                   |
| 6     | CASH COUNTING MACHING         | 47.01               | 0.35                         | 0.05                                       | 47.31               | 15.90              | -   | 15  | 2.69            | 18.59              | 28.72               | 31.11               |
| 7     | CD PLAYER                     | 0.66                | -                            | -  | 0.66                | 0.66               | -   | 5   | -               | 0.66               | -                   | -                   |
| 8     | CLOSED CIRCUIT CAMERA         | 4.82                | -                            | -  | 4.82                | 4.82               | -   | 5   | -               | 4.82               | -                   | -                   |
| 9     | COFFEE VENDING MACHINE        | 4.46                | -                            | -  | 4.46                | 4.46               | -   | 5   | -               | 4.46               | -                   | -                   |
| 10    | COMPUTER SYSTEM               | 8,066.10            | 734.24                       | 30.06                                      | 8,770.28            | 6,511.84           | -   | 3   | 805.15          | 7,317.00           | 1,453.28            | 1,554.26            |
| 11    | CYCLE                         | 0.28                | -                            | -  | 0.28                | 0.28               | -   | 5   | -               | 0.28               | -                   | -                   |
| 12    | ELECTRICAL EQUIPMENTS         | 69.73               | 29.04                        | 0.21                                       | 98.56               | 37.62              | -   | 10  | 6.67            | 44.30              | 54.26               | 32.11               |
| 13    | ELECTRICAL FITTINGS           | 12.46               | 0.11                         | -  | 12.57               | 11.61              | -   | 10  | 0.09            | 11.70              | 0.87                | 0.84                |
| 14    | ELECTRONIC DIGITAL BOARD      | 4.82                | 208.96                       | 0.92                                       | 212.87              | 4.82               | -   | 10  | 4.66            | 9.48               | 203.39              | -                   |
| 15    | ELECTRONIC EQUIPMENTS         | 108.82              | 31.03                        | 26.56                                      | 113.29              | 30.29              | -   | 15  | 7.40            | 37.69              | 75.59               | 78.53               |
| 16    | ELECTRONIC WEIGHING BALANCE   | 557.19              | 3.13                         | 1.17                                       | 559.15              | 166.08             | -   | 15  | 33.37           | 199.44             | 359.70              | 391.11              |
| 17    | EPABX                         | 57.63               | 4.23                         | 1.47                                       | 60.39               | 11.94              | -   | 13  | 4.02            | 15.96              | 44.43               | 45.68               |
| 18    | FAKE NOTE DETECTOR            | 49.54               | -                            | -  | 49.54               | 16.88              | -   | 15  | 2.93            | 19.81              | 29.73               | 32.66               |
| 19    | FAX MACHINE                   | 1.27                | -                            | -  | 1.27                | 1.27               | -   | 5   | -               | 1.27               | -                   | -                   |
| 20    | FIRE EXTINGUISHER             | 480.76              | -                            | -  | 480.76              | 356.78             | -   | 5   | 61.16           | 417.95             | 62.81               | 123.97              |
| 21    | FURNITURE & FITTINGS          | 3,834.40            | 101.87                       | 3.97                                       | 3,932.30            | 1,797.95           | -   | 5   | 370.93          | 2,168.88           | 1,763.42            | 2,036.45            |
| 22    | GENERATOR                     | 23.78               | -                            | -  | 23.78               | 4.28               | -   | 15  | 1.48            | 5.77               | 18.02               | 19.50               |
| 23    | LAND                          | 13,440.73           | 1.36                         | 15.03                                      | 13,427.06           | -                  | -   | -   | -               | -                  | 13,427.06           | 13,440.73           |
| 24    | LIBRARY                       | 0.35                | -                            | -  | 0.35                | 0.35               | -   | 5   | -               | 0.35               | -                   | -                   |
| 25    | NEON BOARD                    | 5,821.11            | -                            | -  | 5,821.11            | 2,619.20           | -   | 10  | 597.37          | 3,216.56           | 2,604.55            | 3,201.92            |
| 26    | OFFICE EQUIPMENTS             | 9.25                | 11.35                        | 0.92                                       | 19.68               | 7.97               | -   | 15  | 0.31            | 8.28               | 11.40               | 1.28                |
| 27    | PAPER SHREDDER                | 0.57                | -                            | -  | 0.57                | 0.57               | -   | 5   | -               | 0.57               | -                   | -                   |
| 28    | PHOTO COPY MACHINE            | 2.15                | 0.39                         | -  | 2.54                | 1.93               | -   | 15  | 0.03            | 1.96               | 0.58                | 0.22                |
| 29    | SAFETY DEVICE SYSTEM          | 2,805.30            | 108.90                       | 13.70                                      | 2,900.50            | 565.72             | -   | 15  | 195.28          | 761.01             | 2,139.49            | 2,239.58            |
| 30    | STABILIZER                    | 4,636.90            | 643.04                       | 72.89                                      | 5,207.06            | 1,754.93           | -   | 10  | 460.26          | 2,215.18           | 2,991.87            | 2,881.98            |
| 31    | STRONG ROOM DOOR              | 5,871.85            | 0.30                         | -  | 5,872.15            | 1,004.45           | -   | 30  | 188.81          | 1,193.26           | 4,678.89            | 4,867.40            |
| 32    | TELEVISION                    | 27.11               | -                            | -  | 27.11               | 16.43              | -   | 5   | 4.94            | 21.36              | 5.75                | 10.68               |
| 33    | TOOLS & SPARES                | 0.31                | -                            | -  | 0.31                | 0.31               | -   | 5   | -               | 0.31               | -                   | -                   |
| 34    | VEHICLES                      | 470.51              | -                            | -  | 470.51              | 246.63             | -   | 8   | 58.16           | 304.79             | 165.72              | 223.88              |
| 35    | WIND ELECTRIC GENERATOR       | 11,850.92           | -                            | -  | 11,850.92           | 4,401.14           | -   | 22  | 511.74          | 4,912.88           | 6,938.04            | 7,449.78            |
|       | Total                         | <b>1,00,789.56</b>  | <b>3,135.28</b>              | <b>204.42</b>                              | <b>1,03,720.42</b>  | <b>44,219.36</b>   | -   |   | <b>6,844.67</b> | <b>51,064.02</b>   | <b>52,656.40</b>    | <b>56,570.21</b>    |
| b     | INTANGIBLE ASSETS             |                     |                              |  |                     |                    |   |   |                 |                    |                     |                     |
| 36    | SOFTWARE                      | 522.02              | 583.51                       | 23.19                                      | 1,082.34            | 203.24             | -   | 3   | 233.93          | 437.17             | 645.16              | 318.78              |
|       | Total                         | <b>522.02</b>       | <b>583.51</b>                | <b>23.19</b>                               | <b>1,082.34</b>     | <b>203.24</b>      | -   |   | <b>233.93</b>   | <b>437.17</b>      | <b>645.16</b>       | <b>318.78</b>       |
|       | <b>TOTAL FOR CURRENT YEAR</b> | <b>1,01,311.58</b>  | <b>3,718.79</b>              | <b>227.62</b>                              | <b>1,04,802.75</b>  | <b>44,422.60</b>   | -   |   | <b>7,078.60</b> | <b>51,501.19</b>   | <b>53,301.56</b>    | <b>56,888.99</b>    |
|       | TOTAL FOR PREVIOUS YEAR       | 87,808.33           | 13,545.66                    | 42.40                                      | 1,01,311.58         | 36,660.50          | -   |   | 7,762.09        | 4,442.60           | 56,888.99           | 51,147.83           |



| SL NO                          | PARTICULARS                 | GROSS BLOCK      |                        |                                   |                    | DEPRECIATION     |  |                                    |                 |                  | NET BLOCK        |                  |
|--------------------------------|-----------------------------|------------------|------------------------|-----------------------------------|--------------------|------------------|--|------------------------------------|-----------------|------------------|------------------|------------------|
|                                |                             | As at 01/04/2016 | ADDITIONS FOR THE YEAR | SALES / WRITE OFF DURING THE YEAR | As at 31/03/2017   | UPTO 31/03/2016  | Additional depreciation/ (Depreciation Written back) | ESTIMATED USEFUL LIFE OF THE ASSET | FOR THE YEAR    | UPTO 31/03/2017  | AS AT 31/03/2017 | AS AT 31/03/2016 |
| a                              | TANGIBLE ASSETS             |                  |                        |                                   |                    |                  |  |                                    |                 |                  |                  |                  |
| 1                              | AIR CONDITIONER             | 848.64           | 13.25                  | -                                 | 861.90             | 158.83           | -  | 20                                 | 40.87           | 199.71           | 662.19           | 689.81           |
| 2                              | BANK COUNTER & FIXTURES     | 34,888.57        | 513.71                 | -                                 | 35,402.28          | 20,063.94        | -  | 10                                 | 3,977.51        | 24,041.45        | 11,360.83        | 14,824.63        |
| 3                              | BIO GAS PLANT               | 16.89            | -                      | -                                 | 16.89              | 16.89            | -  | 15                                 | -               | 16.89            | -                | -                |
| 4                              | BUILDINGS                   | 5,160.07         | 1,087.07               | -                                 | 6,247.14           | 281.88           | -  | 60                                 | 81.75           | 363.63           | 5,883.51         | 4,878.19         |
| 5                              | CALCULATOR                  | 0.57             | -                      | -                                 | 0.57               | 0.57             | -  | 5                                  | -               | 0.57             | -                | -                |
| 6                              | CASH COUNTING MACHING       | 40.38            | 6.63                   | -                                 | 47.01              | 13.46            | -  | 15                                 | 2.43            | 15.90            | 31.11            | 26.91            |
| 7                              | CD PLAYER                   | 0.66             | -                      | -                                 | 0.66               | 0.66             | -  | 5                                  | -               | 0.66             | -                | -                |
| 8                              | CLOSED CIRCUIT CAMERA       | 4.82             | -                      | -                                 | 4.82               | 4.82             | -  | 5                                  | -               | 4.82             | -                | -                |
| 9                              | COFFEE VENDING MACHINE      | 4.46             | -                      | -                                 | 4.46               | 4.46             | -  | 5                                  | -               | 4.46             | -                | -                |
| 10                             | COMPUTER SYSTEM             | 7,573.63         | 503.08                 | 10.60                             | 8,066.10           | 5,422.60         | -  | 3                                  | 1,089.25        | 6,511.84         | 1,554.26         | 2,151.03         |
| 11                             | CYCLE                       | 0.28             | -                      | -                                 | 0.28               | 0.28             | -  | 5                                  | -               | 0.28             | -                | -                |
| 12                             | ELECTRICAL EQUIPMENTS       | 67.54            | 2.19                   | -                                 | 69.73              | 32.06            | -  | 10                                 | 5.57            | 37.62            | 32.11            | 35.48            |
| 13                             | ELECTRICAL FITTINGS         | 11.56            | 0.89                   | -                                 | 12.46              | 11.56            | -  | 10                                 | 0.05            | 11.61            | 0.84             | 0.00             |
| 14                             | ELECTRONIC DIGITAL BOARD    | 4.82             | -                      | -                                 | 4.82               | 4.82             | -  | 10                                 | -               | 4.82             | 0.00             | 0.00             |
| 15                             | ELECTRONIC EQUIPMENTS       | 76.80            | 32.30                  | 0.27                              | 108.82             | 25.82            | -  | 15                                 | 4.47            | 30.29            | 78.53            | 50.98            |
| 16                             | ELECTRONIC WEIGHING BALANCE | 550.82           | 6.36                   | -                                 | 557.19             | 133.08           | -  | 15                                 | 33.00           | 166.08           | 391.11           | 417.75           |
| 17                             | EPABX                       | 27.84            | 29.79                  | -                                 | 57.63              | 8.90             | -  | 13                                 | 3.05            | 11.94            | 45.68            | 18.94            |
| 18                             | FAKE NOTE DETECTOR          | 49.54            | -                      | -                                 | 49.54              | 13.94            | -  | 15                                 | 2.93            | 16.88            | 32.66            | 35.60            |
| 19                             | FAX MACHINE                 | 1.27             | -                      | -                                 | 1.27               | 1.27             | -  | 5                                  | -               | 1.27             | -                | -                |
| 20                             | FIRE EXTINGUISHER           | 470.28           | 10.47                  | -                                 | 480.76             | 276.02           | -  | 5                                  | 80.77           | 356.78           | 123.97           | 194.27           |
| 21                             | FURNITURE & FITTINGS        | 3,776.08         | 62.14                  | 3.82                              | 3,834.40           | 1,431.99         | -  | 5                                  | 365.96          | 1,797.95         | 2,036.45         | 2,344.09         |
| 22                             | GENERATOR                   | 23.78            | -                      | -                                 | 23.78              | 2.80             | -  | 15                                 | 1.48            | 4.28             | 19.50            | 20.99            |
| 23                             | LAND                        | 3,050.91         | 10,389.81              | -                                 | 13,440.73          | -                | -  | -                                  | -               | -                | 13,440.73        | 3,050.91         |
| 24                             | LIBRARY                     | 0.35             | -                      | -                                 | 0.35               | 0.35             | -  | 5                                  | -               | 0.35             | -                | -                |
| 25                             | NEON BOARD                  | 5,741.00         | 80.12                  | -                                 | 5,821.11           | 2,026.07         | -  | 10                                 | 593.13          | 2,619.20         | 3,201.91         | 3,714.92         |
| 26                             | OFFICE EQUIPMENTS           | 8.59             | 0.66                   | -                                 | 9.25               | 7.91             | -  | 15                                 | 0.05            | 7.97             | 1.28             | 0.67             |
| 27                             | PAPER SHREDDER              | 0.57             | -                      | -                                 | 0.57               | 0.57             | -  | 5                                  | -               | 0.57             | -                | -                |
| 28                             | PHOTO COPY MACHINE          | 2.05             | 0.10                   | -                                 | 2.15               | 1.92             | -  | 15                                 | 0.01            | 1.93             | 0.22             | 0.13             |
| 29                             | SAFETY DEVICE SYSTEM        | 2,712.37         | 92.93                  | -                                 | 2,805.30           | 375.96           | -  | 15                                 | 189.76          | 565.72           | 2,239.58         | 2,336.41         |
| 30                             | STABILIZER                  | 4,338.77         | 298.14                 | -                                 | 4,636.90           | 1,336.25         | -  | 10                                 | 418.68          | 1,754.93         | 2,881.98         | 3,002.52         |
| 31                             | STRONG ROOM DOOR            | 5,880.28         | -                      | 8.43                              | 5,871.85           | 815.64           | -  | 30                                 | 188.81          | 1,004.45         | 4,867.40         | 5,064.64         |
| 32                             | TELEVISION                  | 27.11            | -                      | -                                 | 27.11              | 11.47            | -  | 5                                  | 4.95            | 16.43            | 10.68            | 15.64            |
| 33                             | TOOLS & SPARES              | 0.31             | -                      | -                                 | 0.31               | 0.31             | -  | 5                                  | -               | 0.31             | -                | -                |
| 34                             | VEHICLES                    | 437.95           | 51.83                  | 19.28                             | 470.51             | 191.28           | -  | 8                                  | 55.35           | 246.63           | 223.88           | 246.67           |
| 35                             | WIND ELECTRIC GENERATOR     | 11,850.92        | -                      | -                                 | 11,850.92          | 3,889.39         | -  | 22                                 | 511.74          | 4,401.14         | 7,449.78         | 7,961.54         |
|                                | Total                       | 87,650.49        | 13,181.47              | 42.40                             | 1,00,789.56        | 36,567.80        | -  |                                    | 7,651.56        | 44,219.36        | 56,570.21        | 51,082.70        |
| b                              | INTANGIBLE ASSETS           |                  |                        |                                   |                    |                  |  |                                    |                 |                  |                  |                  |
| 36                             | SOFTWARE                    | 157.84           | 364.18                 | -                                 | 522.02             | 92.71            | -  | 3                                  | 110.53          | 203.24           | 318.78           | 65.13            |
|                                | Total                       | 157.84           | 364.18                 | -                                 | 522.02             | 92.71            | -  |                                    | 110.53          | 203.24           | 318.78           | 65.13            |
| <b>TOTAL FOR CURRENT YEAR</b>  |                             | <b>87,808.33</b> | <b>13,545.66</b>       | <b>42.40</b>                      | <b>1,01,311.58</b> | <b>36,660.50</b> | <b>-</b>   |                                    | <b>7,762.09</b> | <b>44,422.60</b> | <b>56,888.99</b> | <b>51,147.83</b> |
| <b>TOTAL FOR PREVIOUS YEAR</b> |                             | <b>84,293.94</b> | <b>4,268.57</b>        | <b>754.18</b>                     | <b>87,808.33</b>   | <b>29,213.59</b> | <b>-336.76</b>                                       |                                    | <b>7,783.67</b> | <b>36,660.50</b> | <b>51,147.83</b> | <b>55,080.36</b> |

| SL NO                         | PARTICULARS                 | GROSS BLOCK      |                        |                                   |                  | DEPRECIATION / AMORTIZATION |  |                                    |                 |                  | NET BLOCK        |                  |
|-------------------------------|-----------------------------|------------------|------------------------|-----------------------------------|------------------|-----------------------------|--|------------------------------------|-----------------|------------------|------------------|------------------|
|                               |                             | As at 01/04/2015 | ADDITIONS FOR THE YEAR | SALES / WRITE OFF DURING THE YEAR | As at 31/03/2016 | UPTO 31/03/2015             | Additional depreciation/ (Depreciation Written back) | ESTIMATED USEFUL LIFE OF THE ASSET | FOR THE YEAR    | UPTO 31/03/2016  | AS AT 31/03/2016 | AS AT 31/03/2015 |
| <b>a.</b>                     | <b>TANGIBLE ASSETS</b>      |                  |                        |                                   |                  |                             |  |                                    |                 |                  |                  |                  |
| 1                             | AIR CONDITIONER             | 831.18           | 17.46                  | -                                 | 848.64           | 118.69                      | -  | 20                                 | 40.14           | 158.83           | 689.81           | 712.49           |
| 2                             | BANK COUNTER & FIXTURES     | 35,202.02        | 184.71                 | 498.16                            | 34,888.57        | 16,291.59                   | -  | 239.47                             | 4,011.82        | 20,063.94        | 14,824.63        | 18,910.44        |
| 3                             | BIO GAS PLANT               | 16.89            | -                      | -                                 | 16.89            | 16.89                       | -  | 15                                 | -               | 16.89            | -                | -                |
| 4                             | BUILDINGS                   | 4,643.57         | 516.50                 | -                                 | 5,160.07         | 208.13                      | -  | 60                                 | 73.75           | 281.88           | 4,878.19         | 4,435.44         |
| 5                             | CALCULATOR                  | 0.57             | -                      | -                                 | 0.57             | 0.57                        | -  | 5                                  | -               | 0.57             | -                | -                |
| 6                             | CASH COUNTING MACHING       | 36.96            | 3.42                   | -                                 | 40.38            | 11.33                       | -  | 15                                 | 2.14            | 13.46            | 26.91            | 25.63            |
| 7                             | CD PLAYER                   | 0.66             | -                      | -                                 | 0.66             | 0.66                        | -  | 5                                  | -               | 0.66             | -                | -                |
| 8                             | CLOSED CIRCUIT CAMERA       | 4.82             | -                      | -                                 | 4.82             | 4.82                        | -  | 5                                  | -               | 4.82             | -                | -                |
| 9                             | COFFEE VENDING MACHINE      | 4.46             | -                      | -                                 | 4.46             | 4.46                        | -  | 5                                  | -               | 4.46             | -                | -                |
| 10                            | COMPUTER SYSTEM             | 6,156.57         | 1,530.10               | 113.05                            | 7,573.63         | 4,285.49                    | -  | 68.78                              | 1,205.89        | 5,422.60         | 2,151.03         | 1,871.09         |
| 11                            | CYCLE                       | 0.28             | -                      | -                                 | 0.28             | 0.28                        | -  | 5                                  | -               | 0.28             | -                | -                |
| 12                            | ELECTRICAL EQUIPMENTS       | 67.58            | -                      | 0.04                              | 67.54            | 26.49                       | -  | 10                                 | 5.57            | 32.06            | 35.48            | 41.09            |
| 13                            | ELECTRICAL FITTINGS         | 11.56            | -                      | -                                 | 11.56            | 11.56                       | -  | 10                                 | -               | 11.56            | 0.00             | -                |
| 14                            | ELECTRONIC DIGITAL BOARD    | 4.82             | -                      | -                                 | 4.82             | 4.82                        | -  | 10                                 | -               | 4.82             | 0.00             | -                |
| 15                            | ELECTRONIC EQUIPMENTS       | 74.70            | 2.09                   | -                                 | 76.80            | 21.69                       | -  | 15                                 | 4.13            | 25.82            | 50.98            | 53.01            |
| 16                            | ELECTRONIC WEIGHING BALANCE | 548.54           | 2.28                   | -                                 | 550.82           | 100.09                      | -  | 15                                 | 32.98           | 133.08           | 417.75           | 448.45           |
| 17                            | EPABX                       | 25.09            | 2.75                   | -                                 | 27.84            | 7.24                        | -  | 13                                 | 1.66            | 8.90             | 18.94            | 17.85            |
| 18                            | FAKE NOTE DETECTOR          | 49.54            | -                      | -                                 | 49.54            | 11.00                       | -  | 15                                 | 2.94            | 13.94            | 35.60            | 38.54            |
| 19                            | FAX MACHINE                 | 1.27             | -                      | -                                 | 1.27             | 1.27                        | -  | 5                                  | -               | 1.27             | -                | -                |
| 20                            | FIRE EXTINGUISHER           | 462.03           | 8.25                   | -                                 | 470.28           | 189.48                      | -  | 5                                  | 86.54           | 276.02           | 194.27           | 272.55           |
| 21                            | FURNITURE & FITTINGS        | 3,767.50         | 76.41                  | 67.84                             | 3,776.08         | 1,085.91                    | -  | 14.73                              | 360.81          | 1,431.99         | 2,344.09         | 2,681.59         |
| 22                            | GENERATOR                   | 16.06            | 7.72                   | -                                 | 23.78            | 1.66                        | -  | 15                                 | 1.14            | 2.80             | 20.99            | 14.40            |
| 23                            | LAND                        | 1,936.90         | 1,114.01               | -                                 | 3,050.91         | -                           | -  | 0                                  | -               | -                | 3,050.91         | 1,936.90         |
| 24                            | LIBRARY                     | 0.35             | -                      | -                                 | 0.35             | 0.35                        | -  | 5                                  | -               | 0.35             | -                | -                |
| 25                            | NEON BOARD                  | 5,523.84         | 217.15                 | -                                 | 5,741.00         | 1,442.58                    | -  | 10                                 | 583.49          | 2,026.07         | 3,714.92         | 4,081.26         |
| 26                            | OFFICE EQUIPMENTS           | 8.32             | 0.27                   | -                                 | 8.59             | 7.88                        | -  | 15                                 | 0.04            | 7.91             | 0.67             | 0.44             |
| 27                            | PAPER SHREDDER              | 0.57             | -                      | -                                 | 0.57             | 0.57                        | -  | 5                                  | -               | 0.57             | -                | -                |
| 28                            | PHOTO COPY MACHINE          | 2.05             | -                      | -                                 | 2.05             | 1.91                        | -  | 15                                 | 0.01            | 1.92             | 0.13             | 0.14             |
| 29                            | SAFETY DEVICE SYSTEM        | 2,487.70         | 224.68                 | -                                 | 2,712.37         | 193.91                      | -  | 15                                 | 182.06          | 375.96           | 2,336.41         | 2,293.79         |
| 30                            | STABILIZER                  | 4,082.28         | 325.82                 | 69.34                             | 4,338.77         | 958.15                      | -  | 13.77                              | 391.87          | 1,336.25         | 3,002.52         | 3,124.13         |
| 31                            | STRONG ROOM DOOR            | 5,886.05         | -                      | 5.77                              | 5,880.28         | 626.32                      | -  | 30                                 | 189.32          | 815.64           | 5,064.64         | 5,259.73         |
| 32                            | TELEVISION                  | 27.11            | -                      | -                                 | 27.11            | 6.31                        | -  | 5                                  | 5.16            | 11.47            | 15.64            | 20.80            |
| 33                            | TOOLS & SPARES              | 0.31             | -                      | -                                 | 0.31             | 0.31                        | -  | 5                                  | -               | 0.31             | -                | -                |
| 34                            | VEHICLES                    | 437.95           | -                      | -                                 | 437.95           | 139.13                      | -  | 8                                  | 52.15           | 191.28           | 246.67           | 298.82           |
| 35                            | WIND ELECTRIC GENERATOR     | 11,850.92        | -                      | -                                 | 11,850.92        | 3,376.25                    | -  | 22                                 | 513.15          | 3,889.39         | 7,961.54         | 8,474.67         |
|                               | <b>Total</b>                | <b>84,171.04</b> | <b>4,233.64</b>        | <b>754.19</b>                     | <b>87,650.49</b> | <b>29,157.79</b>            | -  | <b>336.76</b>                      | <b>7,746.76</b> | <b>36,567.80</b> | <b>51,082.70</b> | <b>55,013.25</b> |
| <b>b.</b>                     | <b>INTANGIBLE ASSETS</b>    |                  |                        |                                   |                  |                             |  |                                    |                 |                  |                  |                  |
| 36                            | SOFTWARE                    | 122.91           | 34.93                  | -                                 | 157.84           | 55.80                       | -  | 3                                  | 36.91           | 92.71            | 65.13            | 67.11            |
|                               | <b>Total</b>                | <b>122.91</b>    | <b>34.93</b>           | <b>-</b>                          | <b>157.84</b>    | <b>55.80</b>                | <b>-</b>   | <b>-</b>                           | <b>36.91</b>    | <b>92.71</b>     | <b>65.13</b>     | <b>67.11</b>     |
| <b>TOTAL FOR CURRENT YEAR</b> |                             | <b>84,293.94</b> | <b>4,268.57</b>        | <b>754.19</b>                     | <b>87,808.33</b> | <b>29,213.59</b>            | -  | <b>336.76</b>                      | <b>7,783.67</b> | <b>36,660.50</b> | <b>51,147.83</b> | <b>55,080.36</b> |
| TOTAL FOR PREVIOUS YEAR       |                             | 82,501.40        | 3,256.99               | 1,464.45                          | 84,293.94        | 29,134.50                   | 8,051.69   |                                    | 8,130.77        | 29,213.59        | 55,080.36        | 53,366.90        |

**9. NON CURRENT INVESTMENTS**

| Particulars  | As at<br>31st March 2018 | As at<br>31st March 2017 | As at<br>31st March 2016 |
|--|--------------------------|--------------------------|--------------------------|
| <b>Quoted Investments</b>                          |                          |                          |                          |
| Bhavishya Nirman Bond (NABARD)                     | -                        | 4.99                     | 4.99                     |
| Investment with PMS – Motilal Oswal Securities Ltd | 496.27                   | -                        | 197.92                   |
| Investment with PMS – Geojith PMS                  | -                        | -                        | 498.66                   |
| Investment with PMS – Equity Intelligence PMS      | -                        | -                        | 208.49                   |
| <b>Unquoted Investments</b>                        |                          |                          |                          |
| <b>In Equity &amp; Preference Capital</b>          |                          |                          |                          |
| <b>Of Subsidiaries</b>                             |                          |                          |                          |
| Muthoot Pappachan Technologies Ltd                 | 3.00                     | 3.00                     | 3.00                     |
| Muthoot Housing Finance Company Ltd                | 9,791.15                 | 7,291.16                 | 7,291.16                 |
| Muthoot Microfin Limited                           | 11,721.43                | 7,915.45                 | 5,915.45                 |
| <b>Of Others</b>                                   |                          |                          |                          |
| Muthoot Pappachan Chits India (P) Ltd              | 8.00                     | 8.00                     | 8.00                     |
| Avenues India Private Limited                      | 400.00                   | -                        | -                        |
| Fair Asset Technologies (P) Ltd                    | 450.07                   | -                        | -                        |
| <b>In Debt Instruments, Funds &amp; Bonds</b>      |                          |                          |                          |
| Edelweiss Asset Reconstruction Co Ltd              | 421.74                   | 421.74                   | 513.59                   |
| Investment In Unlisted Debentures                  | 2,195.35                 | 7,400.00                 | -                        |
| Investment In Debt Fund                            | 1,000.00                 | 1,000.00                 | -                        |
| Investment In Bonds                                | 300.00                   | 300.00                   | -                        |
| Investment In BPEA India Credit - Trust II         | 610.00                   | -                        | -                        |
| <b>TOTAL</b>                                       | <b>27,397.01</b>         | <b>24,344.34</b>         | <b>14,641.26</b>         |

**10. DEFERRED TAX LIABILITY / (ASSET)**

| Particulars  | As at<br>31st March 2018 | As at<br>31st March 2017 | As at<br>31st March 2016 |
|--|--------------------------|--------------------------|--------------------------|
| <b>Opening balance</b>   | (38.40)                  | 359.74                   | (1,500.67)               |
| Timing difference in depreciation                              | 583.45                   | 648.65                   | 664.96                   |
| Timing difference in provision for NPA                         | -                        | (1,055.33)               | 1,130.79                 |
| Timing difference in provision for Gratuity                    | 184.64                   | 18.97                    | (53.39)                  |
| Timing difference in provision for Employee Benefits           | 132.88                   | 27.78                    | 57.07                    |
| Timing difference in provision for Investment Rate Fluctuation | 95.69                    | (38.21)                  | 60.98                    |
| <b>Net deferred tax liability</b>                              | <b>996.66</b>            | <b>(398.14)</b>          | <b>1,860.41</b>          |
| <b>Closing Balance</b>   | <b>958.26</b>            | <b>(38.40)</b>           | <b>359.74</b>            |

The management has taken a view that all standard assets are good. Therefore, the provision for standard assets is considered as a permanent difference by nature and hence not considered for calculation of deferred tax.

**11. LONG TERM LOANS & ADVANCES**

| Particulars                   | As at<br>31st March 2018 | As at<br>31st March 2017 | As at<br>31st March 2016 |
|-------------------------------|--------------------------|--------------------------|--------------------------|
| Secured And Considered Good   | 7,558.59                 | 18,370.56                | 9,546.37                 |
| Considered Doubtful           | -                        | -                        | 1.00                     |
| Unsecured But Considered Good | -                        | 3,762.00                 | 30,337.89                |
| <b>TOTAL</b>                  | <b>7,558.59</b>          | <b>22,132.56</b>         | <b>39,885.26</b>         |

11.1 Long Term Loans & Advances include the following loans advanced to subsidiaries / entities in which Directors are interested:

| Particulars    | As at<br>31st March 2018 | As at<br>31st March 2017 | As at<br>31st March 2016 |
|----------------|--------------------------|--------------------------|--------------------------|
| Subsidiaries   | 1,365.00                 | 3,762.00                 | 3,762.00                 |
| Other Entities | 86.89                    | 100.00                   | -                        |

**12. INVESTMENT PROPERTY**

| Particulars          | As at<br>31st March 2018 | As at<br>31st March 2017 | As at<br>31st March 2016 |
|----------------------|--------------------------|--------------------------|--------------------------|
| Inventory - Projects | 30,031.41                | 30,012.93                | 21,589.02                |
| <b>TOTAL</b>         | <b>30,031.41</b>         | <b>30,012.93</b>         | <b>21,589.02</b>         |

12.1 The Company has acquired properties for the purpose of sale / development and sale. The said properties have been acquired with the intention of subsequent sale and hence, the same has been categorized as Inventory. As the expected gestation period of the said development projects exceed 12 months, the same has been classified as Long Term.

**13. OTHER NON CURRENT ASSETS**

| Particulars                     | As at<br>31st March 2018 | As at<br>31st March 2017 | As at<br>31st March 2016 |
|---------------------------------|--------------------------|--------------------------|--------------------------|
| Building Deposits               | 8,213.11                 | 8,326.74                 | 8,323.76                 |
| Deposit With Bank – Non Current | 159.62                   | 357.22                   | 795.84                   |
| <b>TOTAL</b>                    | <b>8,372.73</b>          | <b>8,683.96</b>          | <b>9,119.60</b>          |

Building deposits are paid to the landlords of the lease hold premises which are taken for fairly long period. The Company does not expect to realise the same within the period of next twelve months. Hence the deposits are treated as Long Term Loans and Advances.

**14. CURRENT INVESTMENTS**

| Particulars   | As at<br>31st March 2018 | As at<br>31st March 2017 | As at<br>31st March 2016 |
|---|--------------------------|--------------------------|--------------------------|
| <b>In Equity Instruments</b>                          |                          |                          |                          |
| <b>Quoted-at cost/Market Value whichever is lower</b> |                          |                          |                          |
| DP a/c With Motilal Oswal                             | 1,673.57                 | 1,433.31                 | 1,584.80                 |
| <b>In Bonds</b>                                       |                          |                          |                          |
| Bhavishya Nirman Bond (NABARD)                        | 4.99                     | -                        | -                        |
| <b>TOTAL</b>  | <b>1,678.56</b>          | <b>1,433.31</b>          | <b>1,584.80</b>          |

**15. TRADE RECEIVABLES**

| Particulars                       | As at<br>31st March 2018 | As at<br>31st March 2017 | As at<br>31st March 2016 |
|-----------------------------------|--------------------------|--------------------------|--------------------------|
| <b>Unsecured, Considered Good</b> |                          |                          |                          |
| More Than 180 Days                | 667.99                   | 705.60                   | 423.86                   |
| Other Debts                       | 2,604.56                 | 1,397.40                 | 1,551.80                 |
| <b>TOTAL</b>                      | <b>3,272.55</b>          | <b>2,103.00</b>          | <b>1,975.66</b>          |

**16. CASH AND CASH EQUIVALENTS**

| Particulars                            | As at<br>31st March 2018 | As at<br>31st March 2017 | As at<br>31st March 2016 |
|--|--------------------------|--------------------------|--------------------------|
| Cash In Hand                           | 9,643.06                 | 11,112.96                | 10,981.99                |
| Forex Balance                          | 212.32                   | 610.07                   | 551.27                   |
| Cash At Banks In Current Account       | 16,669.80                | 21,611.79                | 30,882.51                |
| Cash At Banks Banks In Deposit Account | 5,936.01                 | 7,453.18                 | 4,831.72                 |
| <b>TOTAL</b>                           | <b>32,461.19</b>         | <b>40,788.00</b>         | <b>47,247.49</b>         |

The details of Cash held and transacted by the Company during the period from 8th November, 2016 to 30th December, 2016 are summarized below as required vide MCA notification G.S.R. 308(E) dated March 31, 2017:

| Particulars                           | Specified Bank<br>Notes (SBN's) | Other<br>Denomination<br>Notes | Total       |
|---------------------------------------|---------------------------------|--------------------------------|-------------|
| Closing cash in hand as on 08.11.2016 | 11,737.42                       | 419.40                         | 12,156.82   |
| (+) Permitted receipts                | -                               | 2,51,459.15                    | 2,51,459.15 |
| (-) Permitted payments                | -                               | 1,79,029.24                    | 1,79,029.24 |
| (-) Amount deposited in Banks         | 11,737.42                       | 67,430.03                      | 79,167.45   |
| Closing cash in hand as on 30.12.2016 | -                               | 5,419.28                       | 5,419.28    |

**17. SHORT TERM LOANS & ADVANCES**

| Particulars                 | As at<br>31st March 2018 | As at<br>31st March 2017 | As at<br>31st March 2016 |
|-----------------------------|--------------------------|--------------------------|--------------------------|
| <b>Secured Loans</b>        |                          |                          |                          |
| Considered Good             | 10,34,514.53             | 9,12,514.37              | 6,81,206.45              |
| Loans under Auction Process | -                        | 5,769.12                 | 28,926.10                |
| Considered Doubtful         | 18,813.18                | 9,443.44                 | 15,769.34                |
| <b>Unsecured Loans</b>      |                          |                          |                          |
| Considered Good             | 80,622.24                | 83,709.61                | 1,53,184.17              |
| Considered Doubtful         | 2,951.65                 | 1,158.47                 | 698.38                   |
| <b>Other Advances</b>       |                          |                          |                          |
| Considered Good             | 74,196.62                | 78,617.52                | 17,593.47                |
| <b>TOTAL</b>                | <b>12,11,098.22</b>      | <b>10,91,212.53</b>      | <b>8,97,377.91</b>       |

17.1 Microfinance loans provided by the company are within the exposure limit of 10% of total assets of the Company as prescribed by RBI guidelines. All loans overdue for a period of above 3 months are classified as Non-Performing Assets. Necessary provisions as per the prudential norms have been made.

17.2 Other Advances considered good includes - Rs.39.60 crores of tax remitted during the year in connection with application filed before the Hon. Settlement Commission, Chennai bench. This is treated as Advance Tax pending settlement of the case

17.3 Advances considered good includes the following advances made for purchase of properties / shares from Directors / relatives of Directors / entities in which Directors were partners:

| Particulars  | As at<br>31st March 2018 | As at<br>31st March 2017 | As at<br>31st March 2016 |
|--|--------------------------|--------------------------|--------------------------|
| Advance paid for purchase of Property / Shares from: |                          |                          |                          |
| To Directors & Relatives                             | 1,722.40                 | 7,160.91                 | 4,618.70                 |
| To MPG Hotels & Infrastructure Ventures (P) Ltd.     | 1,487.25                 | 1,487.23                 | 2,720.00                 |
| To Muthoot Estate Investments                        | 47,504.26                | 53,265.50                | -                        |
| <b>TOTAL</b>   | <b>50,713.91</b>         | <b>61,913.64</b>         | <b>7,338.70</b>          |

17.6 The Company extends loans to its customers against security of gold not exceeding 75% of the value of gold at the time of disbursement. Value of gold for this purpose is taken from the rates published by the Association of Gold Loan Companies (AGLOC). AGLOC publishes the value of gold based on the immediately preceding 30 days average price of 22 Carrot Gold published by Bombay Bullion Association. The loan amount provided against security of gold works out to 66.31% of the value of gold as on March 31, 2018 (March 31, 2017 - 67.92%, March 31, 2016 - 63.47%)

17.7 The percentage of Gold Loan to Total Assets of the Company as at March 31, 2018 was 69.07% (March 31, 2017 - 67.15%, March 31, 2016 - 62.14%)

**18. OTHER CURRENT ASSETS**

| Particulars             | As at<br>31st March 2018 | As at<br>31st March 2017 | As at<br>31st March 2016 |
|-------------------------|--------------------------|--------------------------|--------------------------|
| Deposits                | 538.87                   | 382.44                   | 244.87                   |
| Interest Receivables    | 62,991.88                | 56,293.08                | 54,544.22                |
| Advance To Suppliers    | 318.64                   | 989.84                   | 641.41                   |
| Inter Corporate Deposit | -                        | 5,800.00                 | 5,800.00                 |
| Other Current Assets    | 10,164.58                | 7,081.93                 | 2,301.08                 |
| <b>TOTAL</b>            | <b>74,013.97</b>         | <b>70,547.29</b>         | <b>63,531.58</b>         |

<This section has been intentionally left blank>

**19. REVENUE FROM OPERATIONS**

| Particulars                | For the year ended<br>31st March 2018 | For the year ended<br>31st March 2017 | For the year ended<br>31st March 2016 |
|----------------------------|---------------------------------------|---------------------------------------|---------------------------------------|
| Interest On Secured Loan   | 1,89,568.74                           | 1,59,677.62                           | 1,61,977.81                           |
| Income From Unsecured Loan | 19,892.65                             | 35,086.59                             | 38,662.42                             |
| Income From Forex Business | 285.87                                | 372.31                                | 507.20                                |
| Income From Money Transfer | 1,139.87                              | 1,136.10                              | 1,175.49                              |
| <b>TOTAL</b>               | <b>2,10,887.13</b>                    | <b>1,96,272.62</b>                    | <b>2,02,322.92</b>                    |

**20. OTHER INCOME**

| Particulars                  | For the year ended<br>31st March 2018 | For the year ended<br>31st March 2017 | For the year ended<br>31st March 2016 |
|------------------------------|---------------------------------------|---------------------------------------|---------------------------------------|
| Income From Power Generation | 1,197.95                              | 1,173.64                              | 695.18                                |
| Interest on Bank Deposit     | 492.49                                | 474.70                                | 360.77                                |
| Income From Investments      | 1,219.05                              | 1,520.02                              | 344.88                                |
| Commission Received          | 3,538.67                              | 2,766.88                              | 1,303.50                              |
| Miscellaneous Income         | 887.45                                | 4,242.81                              | 2,798.40                              |
| Interest on ICD              | 470.72                                | 754.00                                | 697.23                                |
| Provision Written Back       | -                                     | 3,255.10                              | -                                     |
| <b>TOTAL</b>                 | <b>7,806.33</b>                       | <b>14,187.15</b>                      | <b>6,199.96</b>                       |

There is a write back of Provision for NPA on account of reduction in the overdue accounts and increased recovery from NPA accounts, which has been classified above under Other Income.

**21. EMPLOYEE BENEFITS EXPENSE**

| Particulars                    | For the year ended<br>31st March 2018 | For the year ended<br>31st March 2017 | For the year ended<br>31st March 2016 |
|--------------------------------|---------------------------------------|---------------------------------------|---------------------------------------|
| Remuneration To Directors      | 1,620.00                              | 1,620.00                              | 1,440.00                              |
| Salaries And Allowances        | 31,418.68                             | 30,012.23                             | 30,039.64                             |
| Contributions To Welfare Funds | 2,232.01                              | 2,128.02                              | 1,891.66                              |
| Incentive                      | 1,271.21                              | 2,200.86                              | 2,246.55                              |
| Staff Welfare Expenses         | 811.05                                | 313.63                                | 196.80                                |
| Bonus/Exgratia                 | 1,279.39                              | 972.82                                | 946.66                                |
| <b>TOTAL</b>                   | <b>38,632.34</b>                      | <b>37,247.56</b>                      | <b>36,761.31</b>                      |

21.1 Remuneration, in the form of Salary has been paid to Mr. Thomas John Muthoot, Managing Director and Mr. Thomas Muthoot, Whole-time Director and Chief Financial Officer, as per the terms of appointment, and subject to the permissible limits under the Companies Act, 2013.

21.2 Muthoot Pappachan Consultancy & Management Services, being the prime and central management of Muthoot Pappachan Group, the Company provides the benefits of Provident Fund to its employees by continuing under the Employees Provident Fund Scheme of Muthoot Pappachan Consultancy & Management Services. The contributions to PF / ESI are as follows:

| Particulars                               | For the year ended<br>31st March 2018 | For the year ended<br>31st March 2017 | For the year ended<br>31st March 2016 |
|---|---------------------------------------|---------------------------------------|---------------------------------------|
| Contributions To Provident Fund           | 1,252.98                              | 1,206.14                              | 1,092.91                              |
| Contributions To Employee State Insurance | 970.56                                | 767.69                                | 668.08                                |

21.3 Leave encashment expenses, valued on actuarial basis amounting to Rs.309.94 lakhs as at March 31, 2018 (March 31, 2017 - Rs.338.76 lakhs, March 31, 2016 - Rs.353.74 lakhs) has been fully provided.

<This section has been intentionally left blank>

21.4 The Company has created a Trust named “Muthoot Fincorp Employees’ Group Gratuity Scheme” to meet the liability towards gratuity benefits payable to its employees. The retirement benefits valued on actuarial basis amounting to Rs.1,607.82 lakhs for the year ended March 31, 2018 (March 31, 2017 - Rs.946.09 lakhs, March 31, 2016 - Rs.1,057.51 lakhs) has been fully provided. The fund is administered by Life Insurance Corporation of India (“LIC”).

**Reconciliation of opening and closing balances of the present value of the defined benefit obligation and plan assets:**

| Particulars   | For the year ended<br>31st March 2018 | For the year ended<br>31st March 2017 | For the year ended<br>31st March 2016 |
|---|---------------------------------------|---------------------------------------|---------------------------------------|
| <b>A) Reconciliation of opening and closing balance of defined benefit obligation</b> |                                       |                                       |                                       |
| Defined benefit obligation at the beginning of the year                               | 1,284.86                              | 1,411.26                              | 1,448.66                              |
| Interest Cost   | 114.72                                | 130.70                                | 135.62                                |
| Current Service Cost  | 489.47                                | 444.99                                | 493.18                                |
| Benefits paid   | (179.33)                              | (166.24)                              | (87.69)                               |
| Actuarial gain / loss   | 208.04                                | (535.85)                              | (578.51)                              |
| Defined benefit obligation at the end of the year                                     | 1,917.76                              | 1,284.86                              | 1,411.26                              |
| <b>B) Reconciliation of opening and closing balance of fair value of Plan Assets</b>  |                                       |                                       |                                       |
| Fair value of plan assets at the beginning of the year                                | 505.05                                | 417.57                                | 434.65                                |
| Expected return on plan assets  | 40.40                                 | 33.40                                 | 34.77                                 |
| Contributions   | 300.00                                | 223.67                                | 20.40                                 |
| Benefit paid  | (179.33)                              | (166.24)                              | (48.02)                               |
| Actuarial gains/(losses) on plan assets   | (32.86)                               | (3.35)                                | (24.23)                               |
| Fair value of plan assets at the end of the year                                      | 633.26                                | 505.05                                | 417.57                                |
| <b>C) Expense for the year</b>  |                                       |                                       |                                       |
| Current service cost  | 489.47                                | 444.99                                | 493.18                                |
| Interest Cost   | 114.72                                | 130.70                                | 135.62                                |
| Expected return on plan assets  | (40.40)                               | (33.40)                               | 34.77                                 |
| Actuarial gains/(losses)  | 240.90                                | (532.50)                              | 554.28                                |
| <b>D) Investment details</b>  |                                       |                                       |                                       |
| Insurer managed funds   | 633.26                                | 505.05                                | 417.57                                |
| <b>E) Experience adjustment</b>   |                                       |                                       |                                       |
| On Plan Liability (Gain)/Losses   | 632.90                                | (126.40)                              | (37.41)                               |
| On Plan Assets (Losses)/Gain  | 128.21                                | 87.48                                 | (17.08)                               |
| <b>F) Actuarial assumptions</b>   |                                       |                                       |                                       |
| Discount rate   | 7.50%                                 | 8.00%                                 | 8.00%                                 |
| Salary Escalation   | 5.00%                                 | 5.00%                                 | 5.00%                                 |
| Rate of return on plan assets   | 8.00%                                 | 8.00%                                 | 8.00%                                 |

**22. FINANCE COST**

| Particulars                            | For the year ended<br>31st March 2018 | For the year ended<br>31st March 2017 | For the year ended<br>31st March 2016 |
|--|---------------------------------------|---------------------------------------|---------------------------------------|
| Interest on Secured Debentures         | 11,372.65                             | 16,471.55                             | 22,000.86                             |
| Interest on Loan from Banks            | 63,702.84                             | 54,044.02                             | 55,167.88                             |
| Interest on Sub Debts                  | 28,440.24                             | 29,784.17                             | 23,614.41                             |
| Interest on Inter Corporate Deposits   | -                                     | 3.63                                  | 3.63                                  |
| Interest on Perpetual Debt Instruments | 2,166.78                              | 1,728.00                              | 1,732.73                              |
| Interest on Commercial Paper           | 4,319.81                              | 5,726.82                              | 5,976.69                              |
| Other Financial charges                | 2,891.59                              | 1,335.25                              | 1,577.48                              |
| <b>TOTAL</b>                           | <b>1,12,893.91</b>                    | <b>1,09,093.44</b>                    | <b>1,10,073.68</b>                    |

**23. OTHER EXPENSES**

| Particulars                             | For the year ended<br>31st March 2018 | For the year ended<br>31st March 2017 | For the year ended<br>31st March 2016 |
|---|---------------------------------------|---------------------------------------|---------------------------------------|
| Rent                                    | 15,602.06                             | 14,861.32                             | 14,385.54                             |
| Electricity & Water Charges             | 2,012.38                              | 1,833.29                              | 1,771.58                              |
| Repairs & Maintenance                   | 3,478.08                              | 2,507.60                              | 1,906.24                              |
| Networking Charges                      | 707.75                                | 692.75                                | 881.07                                |
| Sitting Fee to Directors                | 8.42                                  | 11.44                                 | 10.28                                 |
| Commission to Directors                 | 132.00                                | 166.00                                | 144.00                                |
| Insurance                               | 16.67                                 | 371.30                                | 382.65                                |
| Security Charges                        | 3,636.46                              | 3,796.29                              | 3,077.43                              |
| Marketing & Business Promotion Expenses | 3,755.12                              | 4,726.21                              | 4,568.19                              |
| Travelling Expenses                     | 2,159.91                              | 1,970.19                              | 2,382.66                              |
| Telephone Charges                       | 1,485.46                              | 1,518.17                              | 1,732.40                              |
| Printing & Stationery                   | 637.48                                | 811.12                                | 732.56                                |
| Office Expenses                         | 311.69                                | 127.87                                | 471.81                                |
| Professional Charges                    | 2,814.41                              | 2,110.93                              | 1,238.83                              |
| Provisions and Write offs               | 2,574.14                              | 1,735.00                              | 5,105.17                              |
| Donation and CSR Expenses               | 477.62                                | 317.67                                | 396.40                                |
| Rates and Taxes                         | 342.31                                | 704.12                                | 394.04                                |
| Postage and Telegram                    | 421.61                                | 824.30                                | 594.54                                |
| Miscellaneous expenses                  | 84.37                                 | 43.27                                 | 13.82                                 |
| <b>TOTAL</b>                            | <b>40,657.94</b>                      | <b>39,128.84</b>                      | <b>40,189.21</b>                      |

23.1 Commission has been paid to Mr. Thomas George Muthoot, Director, subject to the permissible limits under the Companies Act, 2013.

<This section has been intentionally left blank>



**24. CONTINGENT LIABILITIES**

| Particulars  | As at<br>31st March 2018 | As at<br>31st March 2017 | As at<br>31st March 2016 |
|--|--------------------------|--------------------------|--------------------------|
| <b>(i) Contingent Liabilities</b>                          |                          |                          |                          |
| <b>Claims against the Company not acknowledged as debt</b> |                          |                          |                          |
| (i) Against Income Tax Demands                             | 5,478.86                 | 6,065.85                 | 2,860.26                 |
| (ii) Against Service Tax Demands                           | 3,600.86                 | 3,023.17                 | 2,412.79                 |
| (iii) Against Value Added Tax Demands                      | 1,146.15                 | 1,432.69                 | -                        |
| (iv) Against Bank Guarantees                               | 208.57                   | 276.30                   | 428.80                   |
| (v) Against Sale of Loan Assets                            | 44.66                    | 1,081.31                 | 1,206.68                 |
| (vi) Contracts remaining to be executed on capital account | -                        | -                        | 155.06                   |

(vii) Some of the branches of the Company had received notices under the Kerala Money Lenders Act, 1958, for registration. The Company has challenged the same and currently the matter is before the Hon'ble Supreme Court. The Hon'ble Supreme Court has granted an interim stay till the disposal of the appeal. Pending the resolution of the same, no adjustments have been made in the financial statements for the required license fee and Security deposits.

**25. SEGMENT INFORMATION**

The Company's business activity predominantly relates to the Financial sector. However, the Company's assets and revenue include those pertaining to Windmill Power Generation. The Company has entered into the Real Estate Sector as well, which it has classified internally as the Projects Division. As such, the management, for the purpose of reporting under AS-17 "Segment Reporting", and taking into account the nature of products and services, has identified 3 segments – 'Financing', 'Power Generation' and the 'Projects Division'.

The segment revenues, results, assets and liabilities include the respective amounts identifiable to each of the segment and amounts allocated on a reasonable basis.

As the Company operates in a single geographical segment; secondary geographical segment information disclosure does not apply.

**For the year ended March 31, 2018**

(Rs in Lakhs)

| Particulars         | Financing    | Power<br>Generation | Projects Division | Total        |
|---------------------|--------------|---------------------|-------------------|--------------|
| Revenue             | 2,17,495.51  | 1,197.95            | -                 | 2,18,693.46  |
| Expenditure         | 1,98,462.72  | 791.14              | 8.93              | 1,99,262.79  |
| Segment result      | 19,032.79    | 406.81              | (8.93)            | 19,430.67    |
| Segment asset       | 13,61,290.88 | 8,033.90            | 80,819.27         | 14,50,144.05 |
| Segment liabilities | 13,69,324.78 | -                   | 80,819.27         | 14,50,144.05 |
| Capital expenditure | 3,718.79     | -                   | -                 | 3,718.79     |
| Depreciation        | 6,566.86     | 511.74              | -                 | 7,078.60     |

**For the year ended March 31, 2017**

(Rs in Lakhs)

| Particulars         | Financing    | Power<br>Generation | Projects Division | Total        |
|---------------------|--------------|---------------------|-------------------|--------------|
| Revenue             | 2,09,286.13  | 1,173.64            | -                 | 2,10,459.77  |
| Expenditure         | 1,89,379.78  | 289.59              | 3,562.56          | 1,93,231.93  |
| Segment result      | 19,906.35    | 884.04              | (3,562.56)        | 17,227.84    |
| Segment asset       | 12,47,586.43 | 8,618.69            | 91,941.79         | 13,48,146.91 |
| Segment liabilities | 12,51,053.59 | -                   | 97,093.32         | 13,48,146.91 |
| Capital expenditure | 13,545.66    | -                   | -                 | 13,545.66    |
| Depreciation        | 7,250.35     | 511.74              | -                 | 7,762.09     |

**For the year ended March 31, 2016**

(Rs in Lakhs)

| Particulars         | Financing    | Power<br>Generation | Projects Division | Total        |
|---------------------|--------------|---------------------|-------------------|--------------|
| Revenue             | 2,07,827.70  | 695.18              | -                 | 2,08,522.88  |
| Expenditure         | 1,94,072.82  | 734.85              | 0.20              | 1,94,807.87  |
| Segment result      | 13,754.88    | (39.67)             | (0.20)            | 13,715.01    |
| Segment asset       | 11,11,560.90 | 7,961.53            | 28,937.72         | 11,48,460.15 |
| Segment liabilities | 11,19,522.23 | -                   | 28,937.92         | 11,48,460.15 |
| Capital expenditure | 4,269.06     | -                   | -                 | 4,269.06     |
| Depreciation        | 7,270.52     | 513.15              | -                 | 7,783.67     |

<This section has been intentionally left blank>

## 26. RELATED PARTY DISCLOSURES

As required by Accounting Standard – 18 on 'Related Party Disclosures' issued by Institute of Chartered Accountants of India, following information is disclosed:

### a) List of Key Managerial Persons over the years ended 2018, 2017, 2016

| Name                  | Designation                                    | Relatives  |
|-----------------------|--|--|
| Thomas John Muthoot   | Managing Director                              | 1. Janamma Thomas<br>2. Preethi John<br>3. Thomas M John<br>4. Susan John Muthoot            |
| Thomas George Muthoot | Director                                       | 1. Nina George<br>2. Tina Suzanne George<br>3. Ritu Elizabeth George<br>4. Swetha Ann George |
| Thomas Muthoot        | Executive Director cum Chief Financial Officer | 1. Remmy Thomas<br>2. Suzannah Muthoot<br>3. Hannah Muthoot                                  |
| T. D. Mathai          | Company Secretary                              | -  |

### b) List of Related Parties over the years ended March 31, 2018, March 31, 2017 and March 31, 2016

| Entity  |
|---|
| <b>COMPANY</b>  |
| Alaska Agri Projects And Hospitalities Private Limited        |
| Bamboo Agri Projects And Hospitalities Private Limited        |
| Buttercup Agri Projects And Hospitalities Private Limited     |
| Calypso Agri Development And Hospitalities Private Limited    |
| Cinnamon Agri Development And Hospitalities Private Limited   |
| El Toro Agri Projects And Hospitalities Private Limited       |
| Emmel Realtors And Developers Private Limited                 |
| Flame Agri Projects And Hospitalities Private Limited         |
| Fox Bush Agri Development And Hospitalities Private Limited   |
| Goblin Agri Projects And Hospitalities Private Limited        |
| Jungle Cat Agri Development And Hospitalities Private Limited |
| L.M Realtors Private Limited                                  |
| Mandarin Agri Ventures And Hospitalities Private Limited      |
| Mariposa Agri Ventures And Hospitalities Private Limited      |
| MPG Hotels And Infrastructure Ventures Private Limited        |
| MPG Precious Metals Private Ltd                               |
| Muthoot Agri Development And Hospitalities Private Limited    |
| Muthoot Agri Projects And Hospitalities Private Limited       |
| Muthoot Dairies And Agri Ventures Private Limited             |
| Muthoot APT Ceramics Limited                                  |
| Muthoot Automotive (India) Private Limited                    |
| Muthoot Automobile Solutions Private Limited                  |
| Muthoot Buildtech (India) Private Limited                     |
| Muthoot Capital Services Limited                              |
| Muthoot Equities Limited                                      |
| Muthoot Holdings Private Limited                              |
| Muthoot Hotels Private Limited                                |
| Muthoot Housing Finance Company Limited                       |
| Muthoot Infrastructure Private Limited                        |
| Muthoot Land And Estates Private Limited                      |
| Muthoot Motors Private Limited                                |
| Muthoot Microfin Limited                                      |
| Muthoot Pappachan Medicare Private Limited                    |
| Muthoot Pappachan Technologies Limited                        |
| Muthoot Properties (India) Private Limited                    |
| Muthoot Risk Insurance And Broking Services Private Limited   |
| Pine Pink Agri Ventures And Hospitalities Private Limited     |
| The Right Ambient Resorts Private Limited                     |
| Muthoot Pappachan Chits (India) Private Limited               |
| Muthoot Exim Private Limited                                  |
| Muthoot Kuries Private Limited                                |
| The Thinking Machine Media Private Limited                    |
| MPG Security Group Private Limited                            |
| Muthoot Pappachan Centre Of Excellence In Sports              |
| <b>Firm / LLP / Trust</b>                                     |
| Muthoot Bankers   |
| Muthoot Cine Enterprise                                       |
| Muthoot Estate Investments                                    |
| Muthoot Finance Company                                       |
| Muthoot Insurance Services                                    |
| Muthoot Motors (Cochin)                                       |
| Mpg Air Catering LLP*   |
| Mpg Asset Management LLP*                                     |
| Mpg Automobiles LLP   |
| Mpg Hospitality LLP*  |
| Mpg Land And Estate LLP*                                      |
| Mpg Real Estate LLP*  |
| Muthoot Pappachan Foundation                                  |

\* Entities under strike off

c) Transactions with Related Parties mentioned in a) above, during the year/balances Outstanding as on

| TRANSACTIONS DURING THE YEAR                                | For the year ended<br>31st March 2018         | For the year ended<br>31st March 2017 | For the year ended<br>31st March 2016 |
|---|---|---------------------------------------|---------------------------------------|
| <b>Revenue/(Expenses)</b>                                   |   |                                       |                                       |
| Interest accrued on loan                                    | 16.99   | -                                     | 1,253.01                              |
| Ticket Booking income                                       | -   | -                                     | 18.32                                 |
| Rent paid   | (143.91)                                      | (142.88)                              | (119.89)                              |
| Remuneration paid   | (1,752.00)                                    | (1,807.12)                            | (1,603.20)                            |
| Interest on debt  | (62.39)                                       | (18.45)                               | (13.96)                               |
| Sitting Fee   | (7.75)  | (10.50)                               | (10.25)                               |
| <b>Assets</b>   |   |                                       |                                       |
| Loans Advanced  | 19,900.00                                     | -                                     | -                                     |
| Loans Repaid  | -   | -                                     | (22,500.00)                           |
| Payments towards Purchase of Property, Advance for Property | -   | 13,963.34                             | 4,618.71                              |
| <b>Liabilities</b>  |   |                                       |                                       |
| Investment in Share Capital                                 | -   | 13,749.98                             | -                                     |
| <b>OUTSTANDING AS AT THE END OF THE YEAR</b>                | <b>For the year ended<br/>31st March 2018</b> | <b>As at<br/>31st March 2017</b>      | <b>As at<br/>31st March 2016</b>      |
| <b>Assets</b>   |   |                                       |                                       |
| Advance for Property  | 1,722.41                                      | 7,160.91                              | 4,618.71                              |
| Loans Advanced  | 19,900.00                                     | -                                     | -                                     |
| Interest Receivable   | 16.99   | -                                     | -                                     |
| Ticket Booking Receivable                                   | -   | -                                     | 5.52                                  |
| <b>Liabilities</b>  |   |                                       |                                       |
| Debt Instrument Outstanding                                 | 4,801.83                                      | 139.55                                | 41.50                                 |
| Remuneration payable  | 169.94  | 341.16                                | -                                     |
| Rent Payable  | 0.50  | -                                     | 2.29                                  |
| Interest payable to debt outstanding                        | -   | 24.08                                 | 10.30                                 |

d) Transactions with persons listed in (b) above, during the year/balances Outstanding as on

| TRANSACTIONS DURING THE YEAR                              | For the year ended<br>31st March 2018         | For the year ended<br>31st March 2017         | For the year ended<br>31st March 2016         |
|---|---|---|---|
| <b>Revenue</b>  |   |   |   |
| Income from services rendered                             | 3,330.69                                      | 2,350.69                                      | 972.41  |
| Income from renting of premises                           | 392.28  | 336.09  | 269.93  |
| Interest on loans, ICDs and other finances                | 415.79  | 513.55  | 742.54  |
| Sale of Assets  | -   | -   | 5.33  |
| <b>Expenditure</b>  |   |   |   |
| Rent paid towards premises taken on lease                 | 20.19   | 20.42   | 17.33   |
| Fees towards services rendered                            | 4,157.56                                      | 3,080.60                                      | 977.86  |
| Interest on ICD, deposits and other debt instruments      | 366.65  | 375.26  | 35.80   |
| Interest paid on Collection                               | 5.65  | 0.04  | 1.03  |
| Reimbursement of Expenditure                              | (110.55)                                      | (159.17)                                      | 40.24   |
| <b>Assets</b>   |   |   |   |
| Advance for CSR activities                                | 466.67  | 295.37  | 141.50  |
| Payments towards Purchase / Advance for Property , Shares | -   | 55,682.73                                     | 22,842.56                                     |
| Investment made   | 6,305.97                                      | 2,000.00                                      | 8,395.46                                      |
| Loans advanced / Security Deposits advanced               | 2,200.00                                      | 200.00  | -   |
| Loans / Security Deposits repaid                          | (4,610.11)                                    | (100.00)                                      | (4,050.00)                                    |
| Value of Assets Sold                                      | -   | (56.06)                                       | (158.76)                                      |
| <b>Liabilities</b>  |   |   |   |
| Investment in Share Capital                               | -   | 1,250.03                                      | -   |
| Advance received JD – Owners share                        | 53.11   | -   | -   |
| Rent Security Deposits accepted                           | 17.95   | 15.60   | 42.67   |
| Rent Security Deposits repaid                             | -   | (2.69)  | (0.60)  |
| <b>OUTSTANDING AS AT THE END OF THE YEAR</b>              | <b>For the year ended<br/>31st March 2018</b> | <b>For the year ended<br/>31st March 2017</b> | <b>For the year ended<br/>31st March 2016</b> |
| <b>Assets (Receivables)</b>                               |   |   |   |
| Against Services rendered                                 | 522.41  | 244.16  | 182.19  |
| Against Renting of premises                               | 23.98   | 15.98   | 21.80   |
| Against Interest from loans, deposits and other finances  | 49.13   | 48.47   | 68.79   |
| Against Advance for CSR activities                        | 4.65  | 8.71  | 6.27  |
| Against Loans Advanced                                    | 1,451.89                                      | 3,862.00                                      | 3,762.00                                      |
| Against Advance for Property / Shares                     | 48,991.52                                     | 54,752.73                                     | 2,720.00                                      |
| Against Sale of Assets                                    | -   | -   | 158.76  |
| <b>Liabilities (Payables)</b>                             |   |   |   |
| Against Services rendered                                 | 542.01  | 773.04  | 382.19  |
| Against Rent Security Deposits                            | 98.37   | 77.11   | 74.99   |
| Against Debt Outstanding                                  | 2.34  | 200.00  | -   |

27. There are no amounts due and outstanding to be credited to the Investor Education and Protection Fund established under Section 125 of the Companies Act, 2013.

## 28. CSR EXPENDITURE

As required under Section 135 of the Companies Act, 2013, the Company was required to spend two per cent of the average net profits of the company made during the three immediately preceding financial years towards Corporate Social Responsibility ("CSR"). The details of the amounts required to be spent, the amount spent and shortfalls, if any are as follows:

| Particulars                                       | For the year ended<br>31st March 2018 | For the year ended<br>31st March 2017 | For the year ended<br>31st March 2016 |
|---|---------------------------------------|---------------------------------------|---------------------------------------|
| Accumulated shortfall as at beginning of the year | 541.58                                | 611.08                                | 434.44                                |
| Amount required to be spent during the year       | 295.39                                | 223.43                                | 364.43                                |
| Amount spent towards CSR during the year          | 470.73                                | 292.93                                | 187.79                                |
| Accumulated shortfall as at the year end          | 366.24                                | 541.58                                | 611.08                                |

The aforementioned shortfall as at March 31, 2018 is expected to be utilized in the subsequent years.

## 29. EARNINGS PER SHARE

| Particulars  | For the year ended<br>31st March 2018 | For the year ended<br>31st March 2017 | For the year ended<br>31st March 2016 |
|--|---------------------------------------|---------------------------------------|---------------------------------------|
| Profit after tax                                     | 15,152.59                             | 11,607.06                             | 8,744.17                              |
| Weighted average number of shares outstanding (Nos.) | 19,37,05,560                          | 18,65,82,269                          | 18,65,62,700                          |
| Basic Earnings per share (Rs.)                       | 7.82                                  | 6.22                                  | 4.69                                  |
| Diluted Earnings per share (Rs.)                     | 7.82                                  | 6.22                                  | 4.69                                  |

## 30. MANAGERIAL REMUNERATION & OTHER DISCLOSURES

The following additional disclosures are made as per the requirements of Accounting Standards (AS) and Reserve Bank of India (RBI) guidelines in this regard.

| Particulars  | For the year ended<br>31st March 2018 | For the year ended<br>31st March 2017 | For the year ended<br>31st March 2016 |
|--|---------------------------------------|---------------------------------------|---------------------------------------|
| Managerial Remuneration                            |                                       |                                       |                                       |
| Salary to Managing Director and Executive Director | 1,620.00                              | 1,620.00                              | 1,440.00                              |
| Commission to Director                             | 132.00                                | 166.00                                | 144.00                                |
| Value of Imports                                   | -                                     | -                                     | -                                     |
| Expenditure in Foreign Currency                    | 17.45                                 | 25.68                                 | 9.58                                  |
| Earnings in Foreign Exchange                       | -                                     | -                                     | -                                     |
| Auditors Remuneration                              |                                       |                                       |                                       |
| For Statutory Audit                                | 16.00                                 | 16.00                                 | 16.00                                 |
| Taxation   | 1.00                                  | 3.75                                  | 3.75                                  |
| Other Services                                     | -                                     | 2.25                                  | 2.25                                  |
| Amount due to Small Scale Industries               | Nil                                   | Nil                                   | Nil                                   |

## 31. Disclosures under the Listing Agreement for Debt Securities

### (i) Debenture Trustees:

#### Trustees for Public Issue

SBICAP Trustee Company Limited,  
202, Maker Tower, 'E', Cuffe Parade, Colaba,  
Mumbai, Maharashtra – 400005  
Tel : 022-4302 5555, Fax : 022-4302 5500  
Email : helpdesk@sbicaptrustee.com

#### Trustees for Private Placement

Vistra ITCL (India) Limited (formerly  
IL&FS Trust Company Limited)  
The IL&FS Financial Centre,  
Plot C- 22, G Block, Bandra Kurla  
Complex,  
Bandra(E), Mumbai 400051  
Tel + 91 22 2659 3651, Fax + 91 22  
2653 3297  
Email:

CATALYST TRUSTEESHIP  
LIMITED  
CDA House, Plot No. 85,  
Bhusari Colony (Right), Paud Road,  
Pune - 411038  
Tel +91 (020) 25280081 Fax +91  
(020) 25280275  
Email: dt@ctltrustee.com

### (ii) Security:

Privately Placed Secured Debentures are secured by subservient charge on all current assets of the Company, both present and future. Privately Placed Institutional Secured Debentures are secured by a first pari passu charge on all the present and future receivables of the Company and exclusive mortgage on the immovable property owned by the Company situated at plot no. 1030, measuring 5.19 cents having Survey No. 537 in Samugarengapuram Village, Kanyakumari District. Debentures issued by way of public issue are secured against charge on current assets, book debts, receivables (both present & future) and immovable property of the company admeasuring 54 cents situated at Survey No. 764/6A in Arulvaimozhy Village, Kanyakumari District.

**(iii)Others:**

| Particulars  | As at<br>31st March 2018 | As at<br>31st March 2017 | As at<br>31st March 2016 |
|--|--------------------------|--------------------------|--------------------------|
| Loans & advances in the nature of loans to subsidiaries  | 1,365.00                 | 3,762.00                 | 3,762.00                 |
| Loans & advances in the nature of loans to associates  | Nil                      | -                        | -                        |
| Loans & advances in the nature of loans where there is-  |                          | -                        | -                        |
| (i) no repayment schedule or repayment beyond seven years  | Nil                      | -                        | -                        |
| (ii) no interest or interest below section 186 of the Companies Act                                | Nil                      | -                        | -                        |
| Loans & advances in the nature of loans to other firms/companies in which directors are interested | 86.89                    | 100.00                   | -                        |

32. Previous year's figures have been regrouped and reclassified wherever necessary to conform to the current year's classification. Figures have been rounded off in Lakhs.

**33. Details disclosed under the Non-Banking Financial Company – Systemically Important Non-Deposit taking Company and Deposit taking Company (Reserve Bank) Directions, 2016 / the Non-Banking Financial Companies Prudential Norms (Reserve Bank) Directions, 2007**

| Sl. no. | Particulars   | As at 31st March 2018 |                | As at 31st March 2017 |                | As at 31st March 2016 |                |
|---------|---|-----------------------|----------------|-----------------------|----------------|-----------------------|----------------|
|         |   | Amount outstanding    | Amount overdue | Amount outstanding    | Amount overdue | Amount outstanding    | Amount overdue |
| 1       | <b>LIABILITY SIDE</b>   |                       |                |                       |                |                       |                |
|         | <b>Loans and advances availed by the NBFCs inclusive of interest accrued thereon but not paid</b> |                       |                |                       |                |                       |                |
|         | a. Debentures   |                       |                |                       |                |                       |                |
|         | Secured   | 58,427.12             | 93.28          | 1,39,536.51           | 103.29         | 2,01,365.62           | 59.23          |
|         | Unsecured   | -                     | -              | -                     | -              | -                     | -              |
|         | b. Deferred credits   | -                     | -              | -                     | -              | -                     | -              |
|         | c. Term loans   | 93,924.80             | -              | 4,297.71              | -              | 9,623.04              | -              |
|         | d. Inter-corporate loans and borrowings   | -                     | -              | -                     | -              | 76.97                 | -              |
|         | e. Commercial paper   | -                     | -              | -                     | -              | -                     | -              |
|         | f. Public Deposits  | -                     | -              | -                     | -              | -                     | -              |
|         | g. Other loans:   |                       |                |                       |                |                       |                |
|         | Working capital loans from banks  | 7,69,080.77           | -              | 7,17,853.79           | -              | 5,17,983.05           | -              |
|         | Finance Lease Obligation  | -                     | -              | -                     | -              | -                     | -              |
|         | Pass Through Certificate  | -                     | -              | -                     | -              | -                     | -              |
|         | Loan against Deposits   | -                     | -              | -                     | -              | -                     | -              |
|         | Loan from directors   | -                     | -              | -                     | -              | -                     | -              |
|         | Perpetual Debt Instruments  | 26,400.00             | -              | 14,400.00             | -              | 14,400.00             | -              |
|         | Subordinated Debts  | 2,90,096.73           | -              | 2,77,473.98           | -              | 2,31,319.37           | -              |

| Sr. no. | Particulars  | As at<br>31st March 2018 | As at<br>31st March 2017 | As at<br>31st March 2016 |
|---------|--|--------------------------|--------------------------|--------------------------|
| 2       | <b>ASSET SIDE</b>  |                          |                          |                          |
|         | <b>Break-up of Loans and advances including bills receivables (Other than those included in (4) below)</b> |                          |                          |                          |
|         | a. Secured   | 10,60,886.30             | 10,02,333.17             | 7,51,668.74              |
|         | b. Un-Secured  | 1,57,770.51              | 88,687.48                | 1,93,887.14              |
| 3       | <b>Break-up of Leased Assets and stock on hire and other assets counting towards AFC activities</b>        |                          |                          |                          |
|         | (i) Lease assets including lease rentals under sundry debtors:   |                          |                          |                          |
|         | (a) Financial Lease  | -                        | -                        | -                        |
|         | (b) Operating Lease  | -                        | -                        | -                        |
|         | (ii) Stock on hire including hire charges under sundry debtors   |                          |                          |                          |
|         | (a) Assets on hire   | -                        | -                        | -                        |
|         | (b) Repossessed Assets   | -                        | -                        | -                        |
|         | (iii) Other loans counting towards AFC activities  |                          |                          |                          |
|         | (a) Loans where assets have been repossessed   | -                        | -                        | -                        |
|         | (b) Loans other than (a) above   | -                        | -                        | -                        |

<This section has been intentionally left blank>

| Sr. no. | Particulars                    | As at<br>31st March 2018 | As at<br>31st March 2017 | As at<br>31st March 2016 |
|---------|--------------------------------|--------------------------|--------------------------|--------------------------|
| 4       | <b>Break-up of Investments</b> |                          |                          |                          |
|         | <b>Current Investments</b>     |                          |                          |                          |
|         | 1. Quoted:                     |                          |                          |                          |
|         | i. Shares                      |                          |                          |                          |
|         | (a) Equity                     | 1,673.57                 | 1,433.31                 | 1,584.80                 |
|         | (b) Preference                 | -                        | -                        | -                        |
|         | ii. Debentures and Bonds       | -                        | -                        | -                        |
|         | iii. Units of Mutual Funds     | -                        | -                        | -                        |
|         | iv. Government Securities      | -                        | -                        | -                        |
|         | v. Others                      | -                        | -                        | -                        |
|         | 2. Un-Quoted:                  |                          |                          |                          |
|         | i. Shares                      |                          |                          |                          |
|         | (a) Equity                     | -                        | -                        | -                        |
|         | (b) Preference                 | -                        | -                        | -                        |
|         | ii. Debentures and Bonds       | -                        | -                        | -                        |
|         | iii. Units of Mutual Funds     | -                        | -                        | -                        |
|         | iv. Government Securities      | 4.99                     | -                        | -                        |
|         | v. Others                      | -                        | -                        | -                        |
|         | <b>Long Term Investments</b>   |                          |                          |                          |
|         | 1. Quoted:                     |                          |                          |                          |
|         | i. Shares                      |                          |                          |                          |
|         | (a) Equity                     | -                        | -                        | 905.07                   |
|         | (b) Preference                 | -                        | -                        | -                        |
|         | ii. Debentures and Bonds       | -                        | -                        | -                        |
|         | iii. Units of Mutual Funds     | -                        | -                        | -                        |
|         | iv. Government Securities      | -                        | 4.99                     | 4.99                     |
|         | v. Others                      | 496.27                   | -                        | -                        |
|         | 2. Un-Quoted:                  |                          |                          |                          |
|         | i. Shares                      |                          |                          |                          |
|         | (a) Equity                     | 21,523.58                | 15,217.61                | 13,217.62                |
|         | (b) Preference                 | 850.07                   | -                        | -                        |
|         | ii. Debentures and Bonds       | 4,105.35                 | 7,700.00                 | -                        |
|         | iii. Units of Mutual Funds     | -                        | 1,421.74                 | 513.59                   |
|         | iv. Government Securities      | -                        | -                        | -                        |
|         | v. Others                      | 421.74                   | -                        | -                        |

5 Borrower group wise classification of assets financed as in (2) & (3) above

| Category                       | As at 31st March 2018<br>Amount net of provisions |                  |                     | As at 31st March 2017<br>Amount net of provisions |                  |                     | As at 31st March 2016<br>Amount net of provisions |                  |                    |
|--------------------------------|---|------------------|---------------------|---|------------------|---------------------|---|------------------|--------------------|
|                                | Secured   | Unsecured        | Total               | Secured   | Unsecured        | Total               | Secured   | Unsecured        | Total              |
| 1.Related Parties              |   |                  |                     |   |                  |                     |   |                  |                    |
| a. Subsidiaries                | -   | 1,359.54         | 1,359.54            | -   | 3,748.83         | 3,748.83            | -   | 3,819.50         | 3,819.50           |
| b. Companies in the same group | 86.54   | -                | 86.54               | -   | 99.60            | 99.60               | -   | -                | -                  |
| c. Other related parties       | 19,820.40   | -                | 19,820.40           | -   | -                | -                   | -   | -                | -                  |
| 2.Other than related Parties   | 10,32,043.76                                      | 81,527.09        | 11,13,570.85        | 9,38,600.89                                       | 84,139.49        | 10,22,740.38        | 7,51,668.75                                       | 1,90,067.64      | 9,41,736.39        |
| <b>Total</b>                   | <b>10,51,950.70</b>                               | <b>82,886.63</b> | <b>11,34,837.33</b> | <b>9,38,600.89</b>                                | <b>87,988.32</b> | <b>10,26,589.21</b> | <b>11,07,570.91</b>                               | <b>81,803.25</b> | <b>9,45,555.89</b> |

<This section has been intentionally left blank>

6 Investor group-wise classification of all investments (Current and Long term) in shares and securities (both quoted and unquoted);

| Category                       | Market value/Breakup or Fair value or NAV | Book Value (Net of Provisions) | Market value/Breakup or Fair value or NAV | Book Value (Net of Provisions) | Market value/Breakup or Fair value or NAV | Book Value (Net of Provisions) |
|--------------------------------|---|--------------------------------|---|--------------------------------|---|--------------------------------|
|                                | As at 31st March 2018                     |                                | As at 31st March 2017                     |                                | As at 31st March 2016                     |                                |
| 1.Related Parties              |   |                                |   |                                |   |                                |
| a. Subsidiaries                | 21,515.59                                 | 21,515.59                      | 15,209.62                                 | 15,209.62                      | 13,209.62                                 | 13,209.62                      |
| b. Companies in the same group | 8.00                                      | 8.00                           | 8.00                                      | 8.00                           | 8.00                                      | 8.00                           |
| c. Other related parties       | -   | -                              | -   | -                              | -   | -                              |
| 2.Other than related Parties   | 7,551.98                                  | 7,193.04                       | 10,560.03                                 | 10,477.57                      | 3,008.45                                  | 2,815.59                       |
| <b>Total</b>                   | <b>29,075.57</b>                          | <b>28,716.63</b>               | <b>25,777.65</b>                          | <b>25,695.19</b>               | <b>16,226.07</b>                          | <b>16,033.21</b>               |

7 Other Information

| Particulars                                   | As at 31st March 2018 | As at 31st March 2017 | As at 31st March 2016 |
|---|-----------------------|-----------------------|-----------------------|
| (i) Gross Non-Performing Assets               |                       |                       |                       |
| (a) Related Parties                           | -                     | -                     | -                     |
| (b) Other than related parties                | 21,778.54             | 16,371.03             | 16,468.50             |
| (ii) Net Non-Performing Assets                |                       |                       |                       |
| (a) Related Parties                           | -                     | -                     | -                     |
| (b) Other than related parties                | 16,650.48             | 11,748.88             | 8,569.79              |
| (iii) Assets Acquired in satisfaction of debt | -                     | -                     | -                     |

Additional Disclosure requirements as per Master Direction DNBR. PD. 008/03.10.119/2016-17, September 01, 2016 / Notification No. DNBR.019/CGM (CDS)-2015 dated April 10, 2015)

1 Capital Adequacy Ratio

| Particulars  | As at 31st March 2018 | As at 31st March 2017 | As at 31st March 2016 |
|--|-----------------------|-----------------------|-----------------------|
| CRAR (%)   | 22.21%                | 21.42%                | 21.00%                |
| CRAR – Tier I Capital (%)                              | 14.59%                | 14.10%                | 13.79%                |
| CRAR – Tier II Capital (%)                             | 7.62%                 | 7.32%                 | 7.21%                 |
| Amount of subordinated debt raised as Tier-II capital  | 1,01,434.83           | 91,068.44             | 73,685.74             |
| (eligible amount, restricted to 50% of Tier-I capital) |                       |                       |                       |
| Amount raised by issue of Perpetual Debt Instruments   | 26,400.00             | 14,400.00             | 14,400.00             |

The percentage of PDI to the Tier I Capital of the Company is 13.01% (7.91% as at March 31, 2017).

2 Investments

| Particulars                      | As at 31st March 2018 | As at 31st March 2017 | As at 31st March 2016 |
|----------------------------------|-----------------------|-----------------------|-----------------------|
| <b>Value of Investments</b>      |                       |                       |                       |
| (i) Gross Value of Investments   |                       |                       |                       |
| (a) In India                     | 29,075.57             | 25,777.65             | 16,226.07             |
| (b) Outside India                | -                     | -                     | -                     |
| (ii) Provisions for Depreciation |                       |                       |                       |
| (a) In India                     | 358.95                | 82.46                 | 192.86                |
| (b) Outside India                | -                     | -                     | -                     |
| (iii) Net Value of Investments   |                       |                       |                       |
| (a) In India                     | 28,716.62             | 25,695.19             | 16,033.21             |
| (b) Outside India                | -                     | -                     | -                     |



| Particulars  | As at 31st March<br>2018 | As at 31st March<br>2017 | As at 31st March<br>2016 |
|--|--------------------------|--------------------------|--------------------------|
| <b>Movement of provisions held towards depreciation of investments</b> |                          |                          |                          |
| (i) Opening Balance  | 82.46                    | 192.86                   | 16.65                    |
| (ii) Add: Provisions made during the year                              | 328.81                   | 82.46                    | 192.86                   |
| (iii) Less: Write off/write back of excess provisions during the year  | 52.32                    | 192.86                   | 16.65                    |
| (iv) Closing balance   | 358.95                   | 82.46                    | 192.86                   |

### 3 Derivatives

During the year ended March 31, 2016, the company had availed a FCNRB Loan of US \$ 68,16,116.33 (equivalent of INR 4,500 lakhs) by Earmarking Cash Credit limit. The company had entered into Forward Contracts as well as Interest Rate Swaps Contracts to hedge the payment of Principal and Interests in an appropriate manner with an Authorised Dealer (AD) in India. The Company had recognized the total premium on the contract on pro-rata basis over the life of the Forward Contract. The Company did not have any Currency / Interest Rate Risk in this regard. The Company did not have any Derivative transaction during the years ended March 31, 2018 and March 31, 2017.

### 4 Securitisation

#### Details of Securitisation undertaken by the Company

| Particulars  | As at 31st March<br>2018 | As at 31st March<br>2017 | As at 31st March<br>2016 |
|--|--------------------------|--------------------------|--------------------------|
| (i) Number of accounts   | -                        | -                        | -                        |
| (ii) Aggregate value (net of provisions) of accounts sold                                  | -                        | -                        | -                        |
| (iii) Aggregate consideration  | -                        | -                        | -                        |
| (iv) Additional consideration realized in respect of accounts transferred in earlier years | -                        | -                        | -                        |
| (v) Aggregate gain / loss over net book value  | -                        | -                        | -                        |

#### Details of Direct Assignment of Cash Flow transactions undertaken by the Company

| Particulars  | As at 31st March<br>2018 | As at 31st March<br>2017 | As at 31st March<br>2016 |
|--|--------------------------|--------------------------|--------------------------|
| (i) Number of accounts   | -                        | 3,15,600                 | 1,97,787.00              |
| (ii) Aggregate value (net of provisions) of accounts sold                                  | -                        | 47,399.29                | 36,906.13                |
| (iii) Aggregate consideration  | -                        | 44,889.67                | 34,999.87                |
| (iv) Additional consideration realized in respect of accounts transferred in earlier years | -                        | -                        | -                        |
| (v) Aggregate gain / loss over net book value  | -                        | -                        | -                        |

### 5 Asset Liability Management Maturity pattern of certain items of Assets & Liabilities

#### As at March 31, 2018

| Description                  | Up to 1 month | >1 to 2 month | >2 to 3 months | >3 to 6 months | 6months to 1 yr | >1 to 3 yrs | >3 to 5 yrs | >5 yrs    | Total        |
|------------------------------|---------------|---------------|----------------|----------------|-----------------|-------------|-------------|-----------|--------------|
| Advances                     | 1,86,589.21   | 52,488.69     | 83,087.79      | 3,58,136.00    | 5,93,841.50     | 7,145.04    | 417.32      | -         | 12,81,705.55 |
| Investments                  | 1,678.56      | -             | -              | -              | -               | 5,873.42    | -           | 21,523.59 | 29,075.57    |
| Borrowings                   | 74,287.71     | 7,473.87      | 88,052.83      | 2,33,658.27    | 5,22,232.36     | 1,40,923.25 | 1,02,227.00 | 69,074.30 | 12,37,929.59 |
| Foreign Currency assets      | -             | -             | -              | -              | -               | -           | -           | -         | -            |
| Foreign Currency liabilities | -             | -             | -              | -              | -               | -           | -           | -         | -            |

**As at March 31, 2017**

| Description                  | Up to 1 month | >1 to 2 month | >2 to 3 months | >3 to 6 months | 6months to 1 yr | >1 to 3 yrs | >3 to 5 yrs | >5 yrs    | Total        |
|------------------------------|---------------|---------------|----------------|----------------|-----------------|-------------|-------------|-----------|--------------|
| Advances                     | 2,37,745.56   | 81,752.96     | 81,415.89      | 2,64,172.48    | 4,03,801.22     | 16,845.96   | 5,286.59    | -         | 10,91,020.66 |
| Investments                  | 1,433.31      | -             | -              | -              | -               | 8,826.72    | -           | 15,517.62 | 25,777.65    |
| Borrowings                   | 1,21,395.56   | 1,14,344.77   | 66,391.72      | 94,585.59      | 3,51,182.96     | 2,46,948.39 | 98,614.34   | 60,098.67 | 11,53,562.00 |
| Foreign Currency assets      | -             | -             | -              | -              | -               | -           | -           | -         | -            |
| Foreign Currency liabilities | -             | -             | -              | -              | -               | -           | -           | -         | -            |

**As at March 31, 2016**

| Description   | Up to 1 month | >1 to 2 month | >2 to 3 months | >3 to 6 months | 6months to 1 yr | >1 to 3 yrs | >3 to 5 yrs | >5 yrs    | Total       |
|---|---------------|---------------|----------------|----------------|-----------------|-------------|-------------|-----------|-------------|
| Advances  | 1,13,630.04   | 38,603.06     | 41,190.73      | 1,43,068.96    | 5,18,127.56     | 30,869.26   | 5,254.00    | -         | 8,90,743.61 |
| Investments   | 2,489.88      | -             | -              | -              | -               | 518.58      | -           | 13,217.62 | 16,226.08   |
| Borrowings  | 54,772.72     | 43,118.87     | 13,419.39      | 1,63,985.60    | 3,61,967.56     | 1,49,757.09 | 78,762.24   | 63,822.80 | 9,29,606.27 |
| Foreign Currency assets                                     | -             | -             | -              | -              | -               | -           | -           | -         | -           |
| Foreign Currency liabilities (included in Borrowings above) | -             | -             | -              | 4,500.00       | -               | -           | -           | -         | 4,500.00    |

**6 Exposures**
**Exposure to Real Estate Sector**

| Category  | As at 31st March 2018 | As at 31st March 2017 | As at 31st March 2016 |
|---|-----------------------|-----------------------|-----------------------|
| <b>a. Direct Exposure</b>   |                       |                       |                       |
| <b>i. Residential Mortgages</b>   |                       |                       |                       |
| Lending fully secured by mortgages on residential property that is or will be occupied by the borrower or that is rented.   | -                     | -                     | -                     |
| <b>ii. Commercial Real Estates</b>  |                       |                       |                       |
| Lending secured by mortgages on commercial real estate (office buildings, retail space, multipurpose commercial premises, multi-family residential buildings, multi-tenanted commercial premises, industrial or warehouse space, hotels, land acquisition, development and construction etc.) Exposure would also include non- fund based (NFB) limits. | 12,201.75             | 13,665.67             | 5,678.03              |
| <b>iii. Investments in Mortgage Backed Securities (MBS) and other securitized exposures</b>   |                       |                       |                       |
| a. Residential  | -                     | -                     | -                     |
| b. Commercial Real Estate   | -                     | -                     | -                     |
| <b>b. Indirect exposure</b>   |                       |                       |                       |
| Fund based and non-fund based exposures on National Housing Bank (NHB) and Housing Finance Companies (HFCs)   | 14,068.53             | 12,108.60             | 9,707.94              |
| <b>Total Exposure to Real Estate Sector</b>   | <b>26,270.28</b>      | <b>25,774.27</b>      | <b>15,385.97</b>      |

<This section has been intentionally left blank>

**Exposure to Capital Market**

| Category   | As at 31st March 2018 | As at 31st March 2017 | As at 31st March 2016 |
|--|-----------------------|-----------------------|-----------------------|
| (i) direct investment in equity shares, convertible bonds, convertible debentures and units of equity-oriented mutual funds the corpus of which is not exclusively invested in corporate debt;   | 2,169.84              | 1,433.31              | 1,584.80              |
| (ii) advances against shares / bonds / debentures or other securities or on clean basis to individuals for investment in shares (including IPOs / ESOPs), convertible bonds, convertible debentures, and units of equity-oriented mutual funds;  | -                     | -                     | -                     |
| (iii) advances for any other purposes where shares or convertible bonds or convertible debentures or units of equity oriented mutual funds are taken as primary security ;   | -                     | -                     | -                     |
| (iv) advances for any other purposes to the extent secured by the collateral security of shares or convertible bonds or convertible debentures or units of equity oriented mutual funds i.e. where the primary security other than shares / convertible bonds / convertible debentures / units of equity oriented mutual funds 'does not fully cover the advances; | -                     | -                     | -                     |
| (v) secured and unsecured advances to stockbrokers and guarantees issued on behalf of stockbrokers and market makers;  | -                     | -                     | -                     |
| (vi) loans sanctioned to corporates against the security of shares / bonds / debentures or other securities or on clean basis for meeting promoter's contribution to the equity of new companies in anticipation of raising resources;   | -                     | -                     | -                     |
| (vii) bridge loans to companies against expected equity flows / issues;  | -                     | -                     | -                     |
| (viii) all exposures to Venture Capital Funds (both registered and unregistered)   | -                     | -                     | -                     |
| <b>Total Exposure to Capital Market</b>  | <b>2,169.84</b>       | <b>1,433.31</b>       | <b>1,584.80</b>       |

**7 Miscellaneous**
**Registration obtained from other financial sector regulators**

The company has not obtained registrations from any other financial sector regulators during the year.

**Disclosure of Penalties imposed by RBI and other regulators**

No penalty was imposed on the Company during the year.

**Policy on dealing with Related Party Transactions**

The Related Party transactions are entered into complying with the relevant provisions of the Companies Act, 2013.

**Ratings assigned by credit rating agencies and migration of ratings during the year**

| Type                       | Rating (2017-18)    | Rating (2016-17)        | Rating (2015-16) |
|----------------------------|---------------------|-------------------------|------------------|
| Short Term Rating          | CRISIL A1,          | CRISIL A1               | CRISIL A1        |
| Short Term Rating          | CARE A1             | -                       | -                |
| Long Term Rating           | CARE A -            | CARE A                  | -                |
| Long Term Rating           | CRISIL A-/Stable    | CRISIL A-/Stable        | CRISIL A/Stable  |
| Perpetual Debt Instruments | BWR A               | BWR A Minus             | BWR A Minus      |
| Subordinate Debt           | CRISIL A-/Stable (3 | Withdrawn on redemption | BWR A/Stable     |

**Remuneration of Directors – Non-Executive Director**

The Company has paid Rs.132.00 lakhs to Mr. Thomas George Muthoot, Non-Executive Director of the Company during the year ended March 31, 2018 (March 31, 2017 - Rs.166.00 lakhs, March 31, 2016 - Rs.144.00 lakhs). Remuneration (other than Sitting Fee) has not been paid to any of the other Non-Executive Directors.

## 8 Additional Disclosures

### Concentration of Advances

| Particulars  | As at 31st March<br>2018 | As at 31st March<br>2017 | As at 31st March<br>2016 |
|--|--------------------------|--------------------------|--------------------------|
| Total Advances of twenty largest borrowers                                       | 41,407.06                | 31,699.25                | 18,673.40                |
| Percentage of Advances of twenty largest borrowers to Total Advances of the NBFC | 3.43%                    | 3.06%                    | 2.10%                    |

### Concentration of Exposures

| Particulars   | As at 31st March<br>2018 | As at 31st March<br>2017 | As at 31st March<br>2016 |
|---|--------------------------|--------------------------|--------------------------|
| Total Exposure of twenty largest borrowers / customers  | 41,614.61                | 32,297.58                | 18,852.20                |
| Percentage of Exposure of twenty largest borrowers / customers to Total Exposure of the NBFC on borrowers / customers | 3.45%                    | 3.12%                    | 2.11%                    |

### Concentration of NPA's

| Particulars                             | As at 31st March<br>2018 | As at 31st March<br>2017 | As at 31st March<br>2016 |
|---|--------------------------|--------------------------|--------------------------|
| Total Exposure to top four NPA accounts | 8,634.16                 | 1,170.05                 | 347.72                   |

### Sector-wise NPA's

| Particulars                        | As at 31st March<br>2018 | As at 31st March<br>2017 | As at 31st March<br>2016 |
|------------------------------------|--------------------------|--------------------------|--------------------------|
| 1. Agriculture & allied activities | 8,145.03                 | 13,853.63                | 15,088.60                |
| 2. MSME                            | 10,681.85                | 1,195.56                 | -                        |
| 3. Corporate borrowers             | -                        | -                        | -                        |
| 4. Services                        | -                        | -                        | -                        |
| 5. Unsecured personal loans        | 2,951.65                 | 1,128.77                 | 698.38                   |
| 6. Auto loans                      | -                        | -                        | -                        |
| 7. Other personal loans            | -                        | 193.07                   | 681.74                   |

### Movement of NPA's

| Particulars                      | As at 31st March<br>2018 | As at 31st March<br>2017 | As at 31st March<br>2016 |
|----------------------------------|--------------------------|--------------------------|--------------------------|
| (i) Net NPAs to Net Advances (%) | 1.45%                    | 1.14%                    | 4.21%                    |
| (ii) Movement of NPAs (Gross)    |                          |                          |                          |
| Opening balance                  | 16,371.03                | 45,393.82                | 18,726.93                |
| Additions during the year        | 13,752.59                | 9,267.94                 | 38,378.14                |
| Reductions during the year       | 8,345.08                 | 38,290.73                | 11,711.25                |
| Closing balance                  | 21,778.54                | 16,371.03                | 45,393.82                |

| Particulars  | As at 31st March<br>2018 | As at 31st March<br>2017 | As at 31st March<br>2016 |
|--|--------------------------|--------------------------|--------------------------|
| (iii) Movement of Net NPAs   |                          |                          |                          |
| Opening balance  | 11,748.88                | 37,495.11                | 14,095.65                |
| Additions during the year  | 11,940.04                | 7,607.14                 | 35,110.71                |
| Reductions during the year   | 7,038.44                 | 33,353.37                | 11,711.25                |
| Closing balance  | 16,650.48                | 11,748.88                | 37,495.11                |
| (iv) Movement of provisions for NPAs (excluding provisions on standard assets) |                          |                          |                          |
| Opening balance  | 4,622.15                 | 7,898.71                 | 4,631.28                 |
| Additions during the year  | 1,812.54                 | 1,660.80                 | 3,267.43                 |
| Write-off / write-back of excess provisions                                    | 1,306.64                 | 4,937.36                 | -                        |
| Closing balance  | 5,128.05                 | 4,622.15                 | 7,898.71                 |

**Off-Balance Sheet SPV's sponsored (March 31, 2018, March 31, 2017, March 31, 2016)**

| Name of the SPV Sponsored |          |
|---------------------------|----------|
| Domestic                  | Overseas |
| Nil                       | Nil      |

**Disclosure of Customer Complaints**

| Particulars   | 2017-18 | 2016-17 | 2015-16 |
|---|---------|---------|---------|
| Number of complaints pending at the beginning of the year | 6       | 21      | 12      |
| Number of complaints received during the year             | 1081    | 1150    | 1572    |
| Number of complaints redressed during the year            | 1081    | 1165    | 1563    |
| Number of complaints pending at the end of the year       | 6       | 6       | 21      |

<This section has been intentionally left blank>

## Statement of Secured and Unsecured Loans (Annexure VI)

### 1. SECURED LOANS

| Particulars  | IGAAP              |                    |                    |
|--|--------------------|--------------------|--------------------|
|  | 31.03.2018         | 31.03.2017         | 31.03.2016         |
| <b>DEBENTURES</b>  |                    |                    |                    |
| Reemable, Non-Convertible (Private Placement)            | 42,021.85          | 86,632.92          | 1,24,515.16        |
| Reemable, Non-Convertible (Public Issue)                 | 13,559.87          | 44,076.48          | 66,550.48          |
| Reemable, Non-Convertible in the form of Covered Bonds   | -                  | -                  | -                  |
| <b>TERM LOAN FROM BANKS &amp; FINANCIAL INSTITUTIONS</b> | 93,915.79          | 64,566.15          | 47,445.51          |
| <b>SHORT TERM LOAN FROM BANKS</b>                        | 7,68,506.94        | 6,57,340.40        | 4,80,015.58        |
| <b>TOTAL SECURED LOANS</b>                               | <b>9,18,004.45</b> | <b>8,52,615.95</b> | <b>7,18,526.73</b> |

### 2. UNSECURED LOANS

| Particulars                       | IGAAP              |                    |                    |
|-----------------------------------|--------------------|--------------------|--------------------|
|                                   | 31.03.2018         | 31.03.2017         | 31.03.2016         |
| <b>SUBORDINATED DEBT</b>          |                    |                    |                    |
| Private Placement                 | 2,37,289.93        | 2,24,821.64        | 1,88,570.71        |
| Public Issue                      | 3,558.84           | 3,558.84           | 3,558.84           |
| <b>PERPETUAL DEBT INSTRUMENTS</b> | 26,400.00          | 14,400.00          | 14,400.00          |
| <b>OTHERS</b>                     |                    |                    |                    |
| Inter Corporate Deposit           | -                  | -                  | 50.00              |
| <b>TOTAL UNSECURED LOANS</b>      | <b>2,67,248.77</b> | <b>2,42,780.48</b> | <b>2,06,579.55</b> |

| Statement of Accounting Ratios (Annexure VII)   |                     |                     |                    |
|---|---------------------|---------------------|--------------------|
| Particulars                                     | IGAAP               |                     |                    |
|   | 2018                | 2017                | 2016               |
| <b>Return on Net Worth:</b>                     |                     |                     |                    |
| Average Net Worth#                              | 1,74,136.25         | 1,55,410.05         | 1,37,734.42        |
| Profit After Tax                                | 15,152.59           | 11,607.06           | 8,744.18           |
| <b>Return on Net Worth Ratio</b>                | 8.70%               | 7.47%               | 6.35%              |
| <b>Net Asset Value per Equity Share:</b>        |                     |                     |                    |
| Total Shareholders' Funds                       | 1,79,558.92         | 1,68,713.58         | 1,42,106.51        |
| Less: Deferred tax assets and Intangible assets | 1,603.42            | 318.78              | 424.87             |
| No. of Equity shares                            | 19,37,05,560        | 19,37,05,560        | 18,65,62,700       |
| <b>Net Asset Value per Equity Share (Rs)</b>    | 91.87               | 86.93               | 75.94              |
| <b>Debt/Equity ratio:</b>                       |                     |                     |                    |
| <b>Debt:</b>                                    |                     |                     |                    |
| Non-Convertible Debentures                      | 55,581.72           | 1,30,709.40         | 1,91,065.64        |
| Term Loans                                      | 93,915.79           | 64,566.15           | 47,445.51          |
| Loans repayable on Demand                       | 7,68,506.94         | 6,57,340.40         | 4,80,015.58        |
| Subordinated Debt                               | 2,40,848.77         | 2,28,380.48         | 1,92,129.55        |
| Perpetual Debt Instrument                       | 26,400.00           | 14,400.00           | 14,400.00          |
| Inter Corporate Deposit                         | -                   | -                   | 50.00              |
| Interest Payable                                | 52,676.37           | 58,165.56           | 53,154.75          |
| <b>Total Debt</b>                               | <b>12,37,929.59</b> | <b>11,53,561.99</b> | <b>9,78,261.03</b> |
| <b>Equity:</b>                                  |                     |                     |                    |
| Share capital                                   | 19,370.56           | 19,370.56           | 18,656.27          |
| Reserves and Surplus                            | 1,60,188.36         | 1,49,343.02         | 1,23,450.24        |
| <b>Total Equity</b>                             | <b>1,79,558.92</b>  | <b>1,68,713.58</b>  | <b>1,42,106.51</b> |
| <b>Debt/Equity ratio</b>                        | <b>6.89</b>         | <b>6.84</b>         | <b>6.88</b>        |

| Statement of Dividends (Annexure VIII)                         |                             |              |              |
|--|-----------------------------|--------------|--------------|
| Particulars  | For the year ended March 31 |              |              |
|  | 2018                        | 2017         | 2016         |
| <b>On Equity Shares</b>  |                             |              |              |
| Fully Paid Equity Share (nos)                                  | 19,37,05,560                | 19,37,05,560 | 18,65,62,700 |
| Face Value / Paid up Value (Rs.)                               | 10.00                       | 10.00        | 10.00        |
| Equity Share Capital (Rs. in lakhs)                            | 19,370.56                   | 19,370.56    | 18,656.27    |
|  |                             |              |              |
| <b>Dividend</b>  |                             |              |              |
| Dividend declared on equity shares                             | 10%                         | 7.50%        | -            |
| Dividend per equity share (Rs.)                                | 1.00                        | 0.75         | -            |
| Dividend distribution tax paid on equity shares (Rs. in lakhs) | 398.17                      | 284.88       | -            |



## MATERIAL DEVELOPMENTS

Other than as disclosed elsewhere in this Prospectus and hereinafter below, there have been no material developments since September 30, 2020 and there have arisen no circumstances that materially or adversely affect the operations, or financial condition or profitability or credit quality of our Company or the value of its assets or its ability to pay its liabilities with the next 12 months, except as stated in the chapter “Financial Statements” beginning on page 125.

**i. Board of Directors of our Company have approved the increase in Authorised Share Capital of the Company vide resolution of dated October 24, 2020**

The Company’s Board of Directors have vide resolution dated October 24, 2020 approved the increase in Authorise Share Capital of the Company from Rs. 200 Crores (Equity Share Capital) to Rs.425 Crores out of which Equity Share Capital is Rs. 225 Crores and Preference Share Capital of the Company is Rs. 200 crores. Pursuant to the said resolution, Board of Directors have also approved the alteration in the Memorandum of Association and Articles of Association of the Company to record the increase in Authorise Share Capital of the Company. The amended MOA and AOA of the Company along with necessary forms have been filed by the Company with ROC and ROC approval is obtained.

**ii. Working Capital Loans from banks:**

(₹ in lakhs)

| Sr. No. | Lender’s Name | Nature of facility | Date of Sanction/ last renewal/ disbursement                                  | Amount Sanctioned | Drawing Power | Amount outstanding as on date of the Prospectus | Maturity date      | Repayment schedule | Security  |
|---------|---------------|--------------------|---|-------------------|---------------|---|--------------------|--------------------|---|
| 1       | DCB           | Working Capital    | Date of sanction September 29, 2020<br>Date of disbursement November 05, 2020 | 4000.00           | 4000.00       | 4000.00   | September 28, 2021 | On Demand          | First pari passu charge on receivables/book debts (pertaining to gold loan book) covering 110% of exposure at all times |

**iii. The Company has issued 40,00,000 secured\*, redeemable bonds in the nature of non-convertible debentures and allotted 39713.43 lakhs by way of public issue pursuant to the prospectus dated September 26, 2020, the details of which are set out below\*:**

| Sr. No. | Description                                     | Date of Allotment | ISIN         | Ten or/ Period of Maturity | Coupon (per annum) | Credit Rating   | No. of NCD holders as on the date of Prospectus | Amount outstanding as on the date of Prospectus (₹ in lakhs) | Redemption / Maturity Date |
|---------|---|-------------------|--------------|----------------------------|--------------------|-----------------|---|--|----------------------------|
| 1       | Secured, Redeemable, Non-Convertible Debentures | October 29, 2020  | INE549K07808 | 27                         | 8.85%              | CRISIL A/STABLE | 2192  | 5,111.62   | January 28, 2023           |
| 2       |   |                   | INE549K07816 | 38                         | 9.00%              |                 | 1553  | 5,444.67   | December 28, 2023          |
| 3       |   |                   | INE549K07824 | 60                         | 9.15%              |                 | 1209  | 4,785.35   | October 29, 2025           |
| 4       |   |                   | INE549K07832 | 27                         | 9.25%              |                 | 1541  | 2,425.52   | January 28, 2023           |
| 5       |   |                   | INE549K07840 | 38                         | 9.45%              |                 | 899   | 2,030.09   | December 28, 2023          |
| 6       |   |                   | INE549K07857 | 60                         | 9.60%              |                 | 885   | 1,900.62   | October 29, 2025           |
| 7       |   |                   | INE549K07865 | 27                         | 9.29%              |                 | 4560  | 7,047.38   | January 28, 2023           |
| 8       |   |                   | INE549K07873 | 38                         | 9.48%              |                 | 1580  | 6,024.96   | December 28, 2023          |
| 9       |   |                   | INE549K07881 | 60                         | 9.62%              |                 | 1811  | 4,943.22   | October 29, 2025           |

\*Security: Subservient charge with existing secured creditors, on certain loan receivables (both present and future) of the Company in favour of Debenture Trustee, to be held on pari passu basis among the present and / or future NCD holders, as may be applicable.

- iv. ***The Company has issued 1250 secured\*, redeemable bonds in the nature of non-convertible debentures and allotted 12500 lakhs by way of private placements pursuant to the prospectus dated November 23 2020, the details of which are set out below\****

| Sr. No. | Description   | Date of Allotment | ISIN         | Tenor/ Period of Maturity | Coupon (per annum) | Credit Rating                               | No. of NCD holders as on the date of Prospectus | Amount outstanding as on the date of Prospectus (₹ in lakhs) | Redemption / Maturity Date |
|---------|---|-------------------|--------------|---------------------------|--------------------|---|---|--|----------------------------|
| 1       | Rated, Listed, Senior, Secured, Redeemable, Principal Protected Market-Linked, Non-Convertible Debentures | November 24, 2020 | INE549K07899 | 26 Months                 | 8.75%              | CRISIL<br><br>PP-MLD<br>AA+r<br>(CE)/Stable | 50  | 12500.00   | January 24, 2023           |

\* Security: Secured by way of first ranking exclusive and continuing charge to be created pursuant to the Deed of Hypothecation on book debts which shall be maintained at 1.15 (One Decimal Point One Five) times the value of the aggregate principal amount outstanding on the Debentures including accrued Coupon thereon

- v. ***The Company has issued 750 secured\*, redeemable bonds in the nature of non-convertible debentures and allotted 7500 lakhs by way of private placements pursuant to the prospectus dated December 09, 2020 the details of which are set out below\****

| Sr. No. | Description   | Date of Allotment | ISIN         | Tenor / Period of Maturity | Coupon (per annum) | Credit Rating                               | No. of NCD holders as on the date of Prospectus | Amount outstanding as on the date of Prospectus (₹ in lakhs) | Redemption / Maturity Date |
|---------|---|-------------------|--------------|----------------------------|--------------------|---|---|--|----------------------------|
| 1       | Rated, Listed, Senior, Secured, Redeemable, Principal Protected Market-Linked, Non-Convertible Debentures | December 10, 2020 | INE549K07907 | 26 Months                  | 8.75 %             | CRISIL<br><br>PP-MLD<br>AA+r<br>(CE)/Stable | 07  | 7500.00  | February 10, 2023          |

- \* Security: Secured by way of first ranking exclusive and continuing charge to be created pursuant to the Deed of Hypothecation on book debts which shall be maintained at 1.15 (One Decimal Point One Five) times the value of the aggregate principal amount outstanding on the Debentures including accrued Coupon thereon.

- vi. ***The Company has issued 750 secured\*, redeemable bonds in the nature of non-convertible debentures and allotted 7500 lakhs by way of private placements pursuant to the prospectus dated December 15, 2020 the details of which are set out below\****

| Sr. No. | Description   | Date of Allotment | ISIN         | Tenor/ Period of Maturity | Coupon (per annum) | Credit Rating                              | No. of NCD holders as on the date of Prospectus | Amount outstanding as on the date of Prospectus (₹ in lakhs) | Redemption / Maturity Date |
|---------|---|-------------------|--------------|---------------------------|--------------------|--|---|--|----------------------------|
| 1       | Rated, Listed, Senior, Secured, Redeemable, Principal Protected Market-Linked, Non-Convertible Debentures | December 16, 2020 | INE549K07915 | 26 Months                 | 8.75%              | CRISIL<br><br>PP-MLD<br>AA+<br>(CE)/Stable | 02  | 7500.00  | February 16, 2023          |

\* Security: Secured by way of first ranking exclusive and continuing charge to be created pursuant to the Deed of Hypothecation on book debts which shall be maintained at 1.15 (One Decimal Point One Five) times the value of the aggregate principal amount outstanding on the Debentures including accrued Coupon thereon.

- vii. ***Impact of COVID- 19***

Please refer the Risk Factor “*Spread of COVID-19 pandemic and the consequent nationwide lockdown to impact our operations and financial condition*” on page 16.

## FINANCIAL INDEBTEDNESS

### Details of Secured Borrowings

Our Company's secured borrowings as on September 30, 2020 amount to ₹ 13,26,032 lakhs on an unconsolidated basis. The details of the borrowings are set out below:

#### Term Loans from Banks:

(₹ in lakhs)

| Sr. No. | Lender's Name                           | Date of Sanction/ last renewal | Amount Sanctioned | Drawing Power    | Amount outstanding as on September 30, 2020 | Maturity date     | Repayment schedule and pre-payment penalty, if any  | Security  |
|---------|---|--------------------------------|-------------------|------------------|---|-------------------|---|---|
| 1       | DBS Bank (Erstwhile Lakshmi Vilas Bank) | December 18, 2017              | 10,000.00         | 1,250.00         | 1,250.00                                    | December 31, 2020 | Repayable in 8 equal quarterly installments after an initial moratorium period of 12 months from the date of first disbursement | Hypothecation of specific fixed assets of the company on exclusive basis to bank with coverage of 1.20 times in form of a) Bank counters and fixtures and b) Furniture and fittings |
| 2       | State Bank of India                     | March 29, 2017                 | 32.00             | 14.65            | 14.65                                       | March 10, 2024    | Tenure of 84 months   | Secured against vehicle- HONDA BR-VV CV IVTEC (BASE)  |
| 3       | State Bank of India                     | June 1, 2016                   | 12.00             | 6.99             | 6.99  | July 1, 2023      | Tenure of 84 months   | Secured against vehicle- Ford New Endeavour- 3.2.1.4*4 Titanium AT- Diesel Car  |
| 4       | Yes Bank                                | January 18, 2018               | 30,000.00         | 12,794.84        | 12,794.84                                   | March 29, 2025    | Repayment in 28 quarters from the date of disbursement including 2 quarters of moratorium.                                      | Equitable mortgage of collateral property as acceptable to YES Bank with minimum 1.25 cover.  |
|         | <b>TOTAL</b>                            |                                | <b>40,044.00</b>  | <b>14,066.48</b> | <b>14,066.48</b>                            |                   |   |   |

**Working Capital Loans from Banks as on September 30, 2020:**

| Sr. No. | Lender's Name                          | Date of Sanction/ Last Renewal/ Disbursement | Amount Sanctioned | Drawing Power | Amount outstanding as on September 30, 2020 | Maturity date     | Repayment schedule and pre-payment penalty, if any  | Security   |
|---------|--|--|-------------------|---------------|---|-------------------|---|--|
| 1       | Indian Bank (erstwhile Allahabad Bank) | November 11, 2019                            | 20,000.00         | 16,666.66     | 16,666.66                                   | November 30, 2021 | Tenor of 24 months with initial moratorium of 6 months, repayable in 6 equal quarterly installments.  | First pari-passu charge on Hypothecation on Gold loan Receivables and entire current assets of the company with other lenders i.e. 15% margin                                  |
| 2       | Bank of Baroda                         | December 10, 2019                            | 10,000.00         | 8,000.00      | 8,000.00                                    | June 10, 2022     | Tenor of 30 months, repayable in 10 equal quarterly installments.                                     | Pari-passu charge on book debts, loan receivables/current assets of the company, both present and future to the extent of 1.18 times, of the loan amount, with other banks/FI. |
| 3       | Bank Of India                          | February 18, 2020                            | 30,000.00         | 30000.00      | 30000.00                                    | March 31, 2023    | Tenor of 36 months with initial moratorium of 6 months, repayable in 10 equal quarterly installments. | First Pari-passu charge on receivable (present and future) of the company  |
| 4       | Bank of Maharashtra                    | June 24, 2019                                | 15,000.00         | 11250.00      | 11250.00                                    | April 15, 2021    | Repayable in 4 equal instalments after 1 year moratorium  | First Pari-passu Hypothecation charge on loan receivables and entire chargeable current assets of the company with other member  |

| Sr. No. | Lender's Name  | Date of Sanction/ Last Renewal/ Disbursement | Amount Sanctioned | Drawing Power | Amount outstanding as on September 30, 2020 | Maturity date   | Repayment schedule and pre-payment penalty, if any  | Security   |
|---------|--|--|-------------------|---------------|---|-----------------|---|--|
|         |  |  |                   |               |   |                 |   | banks by way of hypothecation with minimum security coverage of 1.25 times of the loan amount.   |
| 5       | Central Bank of India                                      | August 29, 2019                              | 30,000.00         | 24,000.00     | 24,000.00                                   | August 31, 2022 | Tenor of 36 months with initial moratorium of 6 months, repayable in 10 equal quarterly installments. | First charge on pari passu basis on entire current assets of the company with minimum security coverage margin of 25% the loan amount.     |
| 6       | Central Bank of India                                      | February 1, 2020                             | 30,000.00         | 26250.00      | 26250.00                                    | June 6, 2022    | Tenure 28 months 4 months moratorium, 8 equal quarterly installments                                  | First Pari-passu basis on entire chargeable current assets of the company with minimum security coverage margin of 25% of the loan amount. |
| 7       | Punjab National Bank (Erstwhile Oriental Bank of Commerce) | September 19, 2019                           | 10,000.00         | 10,000.00     | 10,000.00                                   | March 31, 2022  | Tenor of 30 months- Repayable in 6 equal quarterly instalments after the moratorium of 12 months      | First charge on a pari passu basis on hypothecation of gold loan receivables with minimum  |

| Sr. No. | Lender's Name   | Date of Sanction/ Last Renewal/ Disbursement | Amount Sanctioned | Drawing Power | Amount outstanding as on September 30, 2020 | Maturity date      | Repayment schedule and pre-payment penalty, if any   | Security  |
|---------|---|--|-------------------|---------------|---|--------------------|--|---|
|         |   |  |                   |               |   |                    |  | coverage of 1.18 times  |
| 8       | Punjab National Bank<br>(Erstwhile Oriental Bank of Commerce) | March 18, 2020                               | 10,000.00         | 10,000.00     | 10,000.00                                   | September 26, 2022 | Tenor of 30 months<br>Repayable in 6 equal<br>Quarterly instalments<br>after the moratorium of 12 months | First charge on a pari-passu basis on hypothecation of gold loan receivables with Minimum coverage of 1.18 times  |
| 9       | Punjab and Sind Bank  | January 12, 2018                             | 10,000.00         | 1,999.00      | 1,999.00                                    | January 12, 2021   | 10 equal quarterly repayment after moratorium of 2 quarters  | First charge on pari-passu basis on entire current assets of the company including gold loan receivables with all banks / financial institutions (including debenture trustee) with minimum security cover of 1.10 times the loan amount. |
| 10      | State Bank of India   | April 13, 2020                               | 20,000.00         | 20000.00      | 20000.00                                    | July 3, 2021       | Bullet payment in 15th month from date of first disbursement   | Pari-passu charge on gold loan receivables of Which comply with the priority sector on-lending norms of RBI (1.33   |

| Sr. No. | Lender's Name                                       | Date of Sanction/ Last Renewal/ Disbursement | Amount Sanctioned | Drawing Power | Amount outstanding as on September 30, 2020 | Maturity date    | Repayment schedule and pre-payment penalty, if any   | Security   |
|---------|---|--|-------------------|---------------|---|------------------|--|--|
|         |   |  |                   |               |   |                  |  | times of the TL limit) along with lenders for the same purpose.  |
| 12      | Canara Bank (Erstwhile Syndicate Bank)              | May 24, 2018                                 | 10,000.00         | 3,000.00      | 3,000.00                                    | June 20, 2021    | ₹ 100Cr (WCTL)-Door to door tenor of 36 months with initial moratorium of 6 months, Repayable in 10 equal quarterly installments after initial moratorium of 2 quarters. | First Pari-passu charge on book debts, loan receivables / current standard assets (Excluding Restructured or stressed assets) to the extent of 1.15 times of loan amount availed from the bank. Pari-passu charge with lenders and secured public / privately placed NCDs (present & prospective). |
| 13      | Punjab National Bank Erstwhile United Bank of India | March 20, 2020                               | 20,000.00         | 20000.00      | 20000.00                                    | May 30, 2022     | Tenor of 24 months with initial moratorium of 6 months, repayable in 6 equal quarterly installments.   | Paripassu charge on gold & other loan receivables of the company with minimum asset cover maintained at 1.20 times.  |
| 14      | UCO Bank  | October 18, 2019                             | 20,000.00         | 16249.60      | 16249.60                                    | October 18, 2024 | Tenor of 4 years with initial moratorium of 3 months, repayable in 16 equal  | Pari-passu charge on gold & other loan receivables   |



| Sr. No. | Lender's Name                               | Date of Sanction/ Last Renewal/ Disbursement | Amount Sanctioned | Drawing Power | Amount outstanding as on September 30, 2020 | Maturity date    | Repayment schedule and pre-payment penalty, if any   | Security   |
|---------|---|--|-------------------|---------------|---|------------------|--|--|
|         |   |  |                   |               |   |                  | quarterly instalments.   | of the company with minimum asset cover maintained at 1.10 times.  |
| 15      | UCO Bank                                    | June 23, 2020                                | 10,000.00         | 9,375.00      | 9,375.00                                    | June 30, 2024    | Tenor of 4 years with initial moratorium of 3 months, repayable in 16 equal quarterly instalments. | Pari-passu charge on gold & other loan receivables of the company with minimum asset cover maintained at 1.10 times.   |
| 16      | UCO Bank                                    | March 12, 2020                               | 20,000.00         | 17497.77      | 17497.77                                    | February 2, 2024 | Tenor of 4 years with initial moratorium of 3 months, repayable in 16 equal quarterly instalments. | Pari-passu charge on gold & other loan receivables of the company with minimum asset cover maintained at 1.10 times.   |
| 17      | Union Bank of India (erstwhile Andhra Bank) | March 24, 2020                               | 25,000.00         | 25,000.00     | 25,000.00                                   | March 29, 2021   | Bullet payment in 12th month from date of first disbursement                                       | Paripassu first charge on all Current Assets/ Loan Assets including receivables of the company with minimum asset coverage of 112% of the loan amount, along with other lenders with a |

| Sr. No. | Lender's Name  | Date of Sanction/ Last Renewal/ Disbursement | Amount Sanctioned | Drawing Power | Amount outstanding as on September 30, 2020 | Maturity date      | Repayment schedule and pre-payment penalty, if any  | Security   |
|---------|----------------|--|-------------------|---------------|---|--------------------|---|--|
|         |                |  |                   |               |   |                    |   | margin of 10%.   |
| 18      | Bank of Baroda | July 21, 2020                                | 30,000.00         | 30,000.00     | 30,000.00                                   | July 31, 2023      | Tenor of 36 months with initial moratorium of 6 months, repayable in 10 equal quarterly instalments.    | Pari passu charge on gold & other loan receivables of the company with minimum asset cover maintained at 1.18 times. |
| 19      | Axis bank      | September 24, 2020                           | 20,000.00         | 20,000.00     | 20,000.00                                   | March 31, 2022     | Tenor of 18 months with initial moratorium of 9 months, repayable in 4 equal quarterly instalments.     | Pari passu charge on gold & other loan receivables of the company with minimum asset cover maintained at 1.25 times. |
| 20      | Indian bank    | September 29, 2020                           | 30,000.00         | 30,000.00     | 30,000.00                                   | September 15, 2023 | Tenor of 3 years with initial moratorium of 6 months, repayable in 10 equal quarterly instalments.      | Pari passu charge on gold & other loan receivables of the company with minimum asset cover maintained at 1.18 times. |
| 21      | Canara Bank    | September 29, 2020                           | 47,500.00         | 47,500.00     | 47,500.00                                   | September 30, 2023 | Tenor of 3 years with initial moratorium of 3 months, repayable in 11 Structured quarterly instalments. | Pari passu charge on gold & other loan receivables of the company with minimum asset cover maintained at             |

| Sr. No. | Lender's Name                                  | Date of Sanction/ Last Renewal/ Disbursement | Amount Sanctioned  | Drawing Power      | Amount outstanding as on September 30, 2020 | Maturity date      | Repayment schedule and pre-payment penalty, if any                         | Security  |
|---------|--|--|--------------------|--------------------|---|--------------------|--|---|
|         |  |  |                    |                    |   |                    |  | 1.25 times.   |
| 22      | AU Small Finance                               | August 24, 2018                              | 5,000.00           | 1,250.00           | 1,250.00                                    | March 5, 2021      | Repayable in 8 quarterly Instalments starting after the moratorium period. | Pari Passu Charge on present & future loan receivables (Net of Financial Security Margin – 110% for the loan principal outstanding during the currency of the loan.   |
| 23      | Mahindra & Mahindra Financial services Limited | September 7, 2018                            | 10,000.00          | 1840.94            | 1840.94                                     | September 18, 2021 | Repayment to be made in 36 EMI (equated monthly installments)              | Pari-passu hypothecation charge together with other term loan and working capital lenders of the borrower over receivables/loan assets/book debts with a minimum cover of 1.10 times of the outstanding principal at any point of time during currency of the facility. |
|         | <b>TOTAL</b>                                   |  | <b>4,32,500.00</b> | <b>3,79,878.97</b> | <b>3,79,878.97</b>                          |                    |  |   |

**Cash Credit / Working Capital Loans/ Working Capital Demand Loans/ Short Term Loans from Banks as on September 30, 2020:**

(₹ in lakhs)

| Sr. No. | Lenders name                              | Date of Sanction / | Amount Sanctioned | Drawin g Power | Amount outstanding as on September 30, 2020 | Repayment Schedule and pre-payment penalty, if any | Security   |
|---------|---|--------------------|-------------------|----------------|---|--|--|
| 1       | Indian bank (Erstwhile Allahabad Bank)    | September 29, 2020 | 30,000.00         | 30,000.00      | 29,700.00                                   | On Demand  | First pari-passu charge on Hypothecation on Gold loan Receivables and entire other current assets of the company with other lenders i.e. 15% margin  |
| 2       | Union Bank of India Erstwhile Andhra Bank | MARCH 24, 2020     | 30,000.00         | 30,000.00      | 19,918.70                                   | On Demand  | Pari-passu first charge on all Current Assets/ Loan Assets including receivables of the company with minimum asset coverage of 112% of the loan amount, along with other lenders with a margin of 10%.   |
| 3       | Axis Bank                                 | January 23, 2020   | 22,500.00         | 22,500.00      | 21,794.52                                   | On Demand  | First charge on a pari-passu basis of gold loan receivables of the Company, with a margin of 20% for gold loan receivables, by way of hypothecation.   |
| 4       | Bank of Baroda                            | December 10, 2019  | 45,000.00         | 45,000.00      | 42,500.00                                   | On Demand  | Paripassu charge on book debts, loan receivables/ current assets of the company (both present and future) to the extent of 1.18 times of loan amount with other bank/ financial institution; pari-passu charge with lenders on secured public / privately places NCDs (present and prospective |
| 5       | Bank of India                             | February 18, 2020  | 20,000.00         | 20,000.00      | 12,000.00                                   | On Demand  | First charge on pari-passu basis on book debts and other current assets of the company, with a margin of 15%, i.e. security cover of 1.18 times.   |
| 6       | Bank of Maharashtra                       | May 24, 2019       | 15,000.00         | 15,000.00      | 14,400.00                                   | On Demand  | First Pari-passu Hypothecation charge on receivables and entire chargeable current assets of the company (both present and future) with other member banks by way of hypothecation with minimum security coverage  |

| Sr. No. | Lenders name                                     | Date of Sanction / | Amount Sanctioned | Drawin g Power | Amount outstanding as on September 30, 2020 | Repayment Schedule and pre-payment penalty, if any | Security   |
|---------|--|--------------------|-------------------|----------------|---|--|--|
|         |  |                    |                   |                |   |  | of 1.15 times of the loan amount.  |
| 7       | Canara Bank                                      | September 29, 2020 | 2,500.00          | 2,500.00       | 2,230.33                                    | On Demand  | First pari-passu charge on the entire current assets of the Company (including assets receivables) along with other working capital lenders and the debenture holders with a margin of 20%, by way of hypothecation. |
| 8       | Central Bank of India                            | August 29, 2019    | 30,000.00         | 30,000.00      | 29,927.58                                   | On Demand  | First Paripassu charge on Gold loan Receivables of the company along with the other working capital /short term lenders with margin of 20% on Gold loans Receivables   |
| 9       | City Union Bank Ltd                              | July 31, 2019      | 2,500.00          | 2,500.00       | 944.47                                      | On Demand  | First charge on a pari-passu basis on the current assets including gold loan receivables of the Company, with a margin of 25%, by way of hypothecation.  |
| 10      | Union Bank of India (Erstwhile Corporation Bank) | December 2, 2019   | 20,000.00         | 20,000.00      | 12,297.85                                   | On Demand  | First charge on a pari-passu basis on the present and future book debts and chargeable current assets including gold loan receivables of the Company, with a margin of 15%, by way of hypothecation.                 |
| 12      | Federal Bank                                     | February 6, 2020   | 10,000.00         | 10,000.00      | 9,500.00                                    | On Demand  | Hypothecation and pari-passu first charge on the current assets, major portion of which is gold loan receivables with other lenders, with a margin of 15%,   |

| Sr. No. | Lenders name         | Date of Sanction / | Amount Sanctioned | Drawin g Power | Amount outstanding as on September 30, 2020 | Repayment Schedule and pre-payment penalty, if any | Security  |
|---------|----------------------|--------------------|-------------------|----------------|---|--|---|
| 13      | ICICI Bank Limited   | January 17, 2020   | 10,000.00         | 10,000.00      | 9,916.88                                    | On Demand  | Paripassu floating charge on all current assets of the company with other participating banks and debenture trustees, with a margin of 15% on the entire current assets, by way of hypothecation.   |
| 14      | IDBI Bank Ltd        | March 6 ,2020      | 30,000.00         | 30,000.00      | 24,057.85                                   | On Demand  | First charge on a pari-passu basis on the present and future current assets of the Company, with a margin of 15%, by way of hypothecation.  |
| 15      | Indian Bank          | Septemb er 29,2020 | 25,000.00         | 25,000.00      | 24,500.00                                   | On Demand  | Paripassu first Charge on receivables with margin of 20% on Gold loan receivables.  |
| 16      | Indian Overseas Bank | July 11, 2019      | 30,000.00         | 30,000.00      | 29,000.00                                   | On Demand  | First charge on a pari-passu basis on the present and future gold loan receivables and current assets of the Company along with secured debenture holders and other working capital lenders, with a margin of 20%, by way of hypothecation. |
| 17      | Indus Ind Bank       | June 27,2019       | 40,000.00         | 40,000.00      | 39,500.00                                   | On Demand  | First charge on pari-passu basis on current assets, book debts, loans and advances and receivables including gold loan receivables with a margin of 15% gold loan receivables (security cover 1.18*)  |
| 18      | Karnatak a Bank      | June 28,2019       | 5,000.00          | 5,000.00       | 4,517.22                                    | On Demand  | First charge on a pari-passu basis current assets and gold loan receivables and other current assets of the Company, with a margin of 15% on current assets, by way of hypothecation.   |
| 19      | Karur Vysya Bank     | Novemb er 5,2020   | 12,500.00         | 12,500.00      | 12,221.28                                   | On Demand  | First Pari-passu charge on Current assets, book debts, loans and advances and receivables including gold loan receivables with a margin of 15% (i.e. 1.18times)   |

| Sr. No. | Lenders name   | Date of Sanction / | Amount Sanctioned | Drawin g Power | Amount outstanding as on September 30, 2020 | Repayment Schedule and pre-payment penalty, if any | Security  |
|---------|--|--------------------|-------------------|----------------|---|--|---|
| 21      | DBS Bank (Erstwhile Lakshmi Vilas Bank)                  | September 14, 2020 | 6,000.00          | 6,000.00       | 0.00  | On Demand  | First charge on Pari-passu basis against assignment/hypothecation of the company's receivables arising out of gold loans extended with other working capital lenders with a minimum coverage of 1.10 times of gold loan receivables by way of hypothecation.  |
| 22      | Punjab National Bank Erstwhile Oriental Bank of Commerce | March 18, 2020     | 40,000.00         | 40,000.00      | 34,215.67                                   | On Demand  | First charge on a pari-passu basis on hypothecation of gold loan receivables with minimum security coverage of 1.18 times, that is with a margin of 15%, by way of hypothecation.   |
| 23      | Punjab National Bank                                     | December 27, 2019  | 1,00,000.00       | 1,00,000.00    | 96,365.57                                   | On Demand  | First charge on a pari-passu basis on the entire current assets, book debt receivables both present and future including gold loan receivables of the Company, with a margin of 20%, by way of hypothecation.   |
| 24      | South Indian Bank  | September 14, 2020 | 17,500.00         | 17,500.00      | 16,969.34                                   | On Demand  | Paripassu charge on gold loan receivables along with other working capital lenders and debenture holders, with a margin of 15% on gold loan receivables, by way of hypothecation.   |
| 25      | State Bank of India                                      | APRIL 13, 2020     | 1,22,500.00       | 1,22,500.00    | 1,21,157.26                                 | On Demand  | Primary Security: First charge on a pari-passu basis on the present and future current assets including receivables along with other lenders, with a margin of 20%, by way of hypothecation of receivables Collateral and first charge over four properties owned by the Promoters and Janamma Thomas situated in (a) Vizinjam village, Thiruvananthapuram; (b), Kovalam Thiruvananthapuram. Vattiyoorkavu village, |

| Sr. No. | Lenders name             | Date of Sanction / | Amount Sanctioned | Drawin g Power | Amount outstanding as on September 30, 2020 | Repayment Schedule and pre-payment penalty, if any | Security   |
|---------|--------------------------|--------------------|-------------------|----------------|---|--|--|
|         |                          |                    |                   |                |   |  | Thiruvananthapuram; and (c) Sasthamangalam village   |
| 27      | Union Bank of India      | September 27, 2019 | 70,000.00         | 70,000.00      | 64,000.00                                   | On Demand  | First charge on a pari-passu basis on the present and future gold loan receivables and entire current assets of the Company, with a margin of 10%, by way of hypothecation   |
| 28      | Tamilnad Mercantile Bank | JUNE 8,2020        | 5,000.00          | 5,000.00       | 5,000.00                                    | On demand  | Drawing shall be allowed only against gold loan receivables, with minimum security coverage of 1.18 times of the loan amount   |
| 30      | Dhanlaxmi Bank           | September 14,,2020 | 2,500.00          | 2,500.00       | 2,500.00                                    | On Demand  | First pari-passu charge by way of hypothecation of all chargeable current assets, loans and receivables including gold loan receivables of the company present and future with other member banks and debenture holders with 20% margin. |
|         | TOTAL                    |                    | 743500.00         | 743500.00      | 679134.52                                   |  |  |



**Non-Convertible Debentures- Private Placement, as on September 30, 2020**

- A. The Company has issued secured, redeemable, unlisted non-convertible debentures on a private placement basis, the details of which as on September 30, 2020 are set out below\*:

| Sr. No. | Description                                     | Date of Allotment | ISIN | Tenor/ Period of Maturity | Coupon (per annum) | Credit Rating | No. of NCD holders as on September 30, 2020 | Amount outstanding as September 30, 2020 (₹ in lakhs) | Redemption/ Maturity Date |
|---------|---|-------------------|------|---------------------------|--------------------|---------------|---|---|---------------------------|
| 1       | Secured, Redeemable, Non-Convertible Debentures | October 1, 2018   | NIL  | 60 Months                 | 9%                 | NIL           | 3   | 68.00   | October 1, 2023           |
| 2       | Secured, Redeemable, Non-Convertible Debentures | October 1, 2018   | NIL  | 36 Months                 | 9%                 | NIL           | 4   | 80.00   | October 1, 2021           |

*Security\*: Subservient charge on all current assets of the company both present and future with a minimum asset cover ratio of 1.0 times to be maintained during the entire tenure of the NCD*

- B. The Company has issued Covered Bond in the nature of secured, redeemable, listed non-convertible debentures on a private placement basis, the details of which as on September 30, 2020 are set out below\*:

| Sr. No. | Description  | Date of Allotment | ISIN         | Tenor / Period of Maturity | Coupon (per annum) | Credit Rating                  | No. of NCD holders as on September 30, 2020 | Amount outstanding as September 30, 2020 (₹ in lakhs) | Redemption/ Maturity Date |
|---------|--|-------------------|--------------|----------------------------|--------------------|--------------------------------|---|---|---------------------------|
| 1       | Rated, Listed, Senior, Secured, Redeemable, Non-Convertible Debentures | March 05, 2020    | INE549K07626 | 28 Months                  | 9.50 %             | CRISIL AA+(CE)/STABLE          | 01  | 12500.00  | July 5, 2022              |
| 2       | Rated, Listed, Senior, Secured, Redeemable, Non-Convertible Debentures | May 22, 2020      | INE549K07634 | 36 Months                  | 9.25 %             | CRISIL AA+(CE)/STABLE          | 03  | 20000.00  | May 21, 2023              |
| 3       | Rated, Listed, Senior, Secured, Redeemable, Non-Convertible Debentures | Sep 09, 2020      | INE549K07790 | 25 Months                  | 8.75 %             | CRISIL PP-MLD AA+r (CE)/Stable | 106   | 9710.00   | October 8, 2022           |

*Security\*: First ranking pari passu charge by way of mortgage over, all the right, title and interest of the Company in all that piece and parcel of the vacant land measuring an extent of Cents 28 (Hec.0.11.34) in the Tirunelveli District, Panagudi, Sub-Registrar Office, Pazhavor Panchayat, Pazhavor Village, Ayan Punja Survey No. 1490 measuring an extent of South portion of Cents 28 (Hec.0.11.34)*

*Security\*: First ranking pari passu charge by way of mortgage over, all the right, title and interest of the Company in all that piece and parcel of the vacant land measuring an extent of Cents 28 (Hec.0.11.34) in the Tirunelveli District, Panagudi, Sub-Registrar Office, Pazhavor Panchayat, Pazhavor Village, Ayan Punja Survey No. 1490 measuring an extent of South portion of Cents 28 (Hec.0.11.34)*

*Security\*: Secured by way of first ranking exclusive and continuing charge to be created pursuant to the Deed of Hypothecation on book debts which shall be maintained at 1.15 (One Decimal Point One Five) times the value of the aggregate principal amount outstanding on the Debentures including accrued Coupon thereon, Default Interest accrued thereon (if any)*

- C. The Company has issued NCDS in the nature of secured, redeemable, listed non-convertible debentures on a private placement basis, the details of which as on September 30, 2020 are set out below\*:

| Sr .<br>N<br>o. | Descripti<br>on  | Date of<br>Allotme<br>nt | ISIN             | Tenor/<br>Period<br>of<br>Maturi<br>ty | Coup<br>on<br>(per<br>annu<br>m) | Credit<br>Ratin<br>g       | No. of<br>NCD<br>holders<br>as on<br>Septem<br>ber 30,<br>2020 | Amount<br>outstandi<br>ng as<br>Septemb<br>er 30,<br>2020<br>(₹ in<br>lakhs) | Redempti<br>on/<br>Maturity<br>Date |
|-----------------|--|--------------------------|------------------|--|----------------------------------|----------------------------|--|--|-------------------------------------|
| 1               | Rated<br>Listed<br>Senior<br>Secured<br>Redeema<br>ble Non-<br>Converti<br>ble<br>Debentur<br>es | May 28,<br>2020          | INE549K07<br>642 | 36<br>Months                           | 9.75%                            | CRISI<br>L<br>A/Stab<br>le | 1  | 10000  | May 28,<br>2023                     |
| 2               | Rated<br>Listed<br>Senior<br>Secured<br>Redeema<br>ble Non-<br>Converti<br>ble<br>Debentur<br>es | June 23,<br>2020         | INE549K07<br>659 | 18<br>Months                           | 9.35%                            | CRISI<br>L<br>A/Stab<br>le | 3  | 45000  | December<br>23, 2021                |
| 3               | Rated<br>Listed<br>Senior<br>Secured<br>Redeema<br>ble Non-<br>Converti<br>ble<br>Debentur<br>es | July<br>28,2020          | INE549K07<br>758 | 18<br>Months                           | 9.35%                            | CRISI<br>L<br>A/Stab<br>le | 4  | 47500  | January<br>28, 2022                 |
| 4               | Rated<br>Listed<br>Senior<br>Secured<br>Redeema<br>ble Non-<br>Converti<br>ble<br>Debentur<br>es | July 31,<br>2020         | INE549K07<br>766 | 18<br>Months                           | 9.10%                            | CRISI<br>L<br>A/Stab<br>le | 1  | 20000  | January<br>31, 2022                 |

|   |   |                 |              |           |       |                 |   |       |                   |
|---|---|-----------------|--------------|-----------|-------|-----------------|---|-------|-------------------|
| 5 | Rated Listed Senior Secured Redeemable Non-Convertible Debentures | August 14, 2020 | INE549K07774 | 18 Months | 9.25% | CRISIL A/Stable | 2 | 25000 | February 14, 2022 |
| 6 | Rated Listed Senior Secured Redeemable Non-Convertible Debentures | August 20, 2020 | INE549K07782 | 18 Months | 9.35% | CRISIL A/Stable | 2 | 27500 | February 19, 2022 |

Security\*(1) First Pari-passu charge on the present and future standard loan receivables along with other lenders and NCD investors with a minimum asset coverage ratio of 1.1 X time of the value of the outstanding principal amounts of the Debentures and it shall be maintained at all times until the redemption of the Debentures. The security shall be created in ROC within 30 days from the deemed date of allotment.

Security\*(2): First Pari-passu charge (to be shared with other NCD Holder / Lender, as may be applicable), by way of a registered mortgage, on the Immovable Property to the extent of 2 acres of land, situated in Sy. No1253/2, Patta No 2414, Erukkanthurai Village (Part 1), Radhapuram Taluk (and sub registry), Tirunelveli District, Tamil Nadu. First Pari-passu charge on the present and future standard loan receivables along with other lenders and NCD investors with a minimum asset coverage ratio of 1.25 X time of the value of the outstanding principal amounts of the Debentures and it shall be maintained at all times until the redemption of the Debentures.

Security\* (3): First Pari-passu charge on the present and future current assets of the Company along with other lenders and NCD investors with a minimum asset coverage ratio of 1.10 times of the value of the outstanding principal amounts of the Debentures and it shall be maintained at all times until the redemption of the Debentures.

Security\* (4): First Pari-passu charge on the present and future current assets of the Company along with other lenders and NCD investors with a minimum asset coverage ratio of 1.10 times of the value of the outstanding principal amounts of the Debentures and it shall be maintained at all times until the redemption of the Debentures.

Security\* (5): First Pari-passu charge on the present and future current assets of the Company along with other lenders and NCD investors with a minimum asset coverage ratio of 1.10 times of the value of the outstanding principal amounts of the Debentures and it shall be maintained at all times until the redemption of the Debentures.

Security\* (6): First Pari-passu charge on the present and future current assets of the Company along with other lenders and NCD investors with a minimum asset coverage ratio of 1.10 times of the value of the outstanding principal amounts of the Debentures and it shall be maintained at all times until the redemption of the Debentures.

#### **Secured Non-Convertible Debentures – Public Issue as on September 30, 2020**

(A) The Company has issued and allotted 30,00,000 secured, redeemable bonds in the nature of non-convertible debentures on November 5, 2015 aggregating ₹ 300,00,00,000 by way of public issue pursuant to the prospectus dated September 21, 2015, the details of which are set out below\*:

| Sr. No. | Description   | Date of Allotment | ISIN         | Tenor/ Period of Maturity | Coupon (per annum) | Credit Rating    | No. of NCD holders as on September 30, 2020 | Amount outstanding as on, September 30 2020 (₹ in lakhs) | Redemption/ Maturity Date |
|---------|---|-------------------|--------------|---------------------------|--------------------|------------------|---|--|---------------------------|
| 1       | Secured, Redeemable, Listed, Rated Non-Convertible Debentures | November 5, 2015  | INE549K07303 | 400 days                  | 9.50%              | CRISIL A/ Stable | NIL   | NIL  | NIL                       |
| 2       |   |                   | INE549K07378 | 400 days                  | 9.75%              |                  | NIL   | NIL  | NIL                       |
| 3       |   |                   | INE549K07311 | 24 months                 | 10.25%             |                  | NIL   | NIL  | NIL                       |
| 4       |   |                   | INE549K07345 | 24 months                 | 10.50%             |                  | NIL   | NIL  | NIL                       |
| 5       |   |                   | INE549K07386 | 24 months                 | 10.50%             |                  | NIL   | NIL  | NIL                       |
| 6       |   |                   | INE549K07329 | 36 months                 | 10.50%             |                  | NIL   | NIL  | NIL                       |
| 7       |   |                   | INE549K07352 | 36 months                 | 10.75%             |                  | NIL   | NIL  | NIL                       |
| 8       |   |                   | INE549K07394 | 36 months                 | 10.75%             |                  | NIL   | NIL  | NIL                       |
| 9       |   |                   | INE549K07337 | 60 months                 | 10.00%             |                  | 45  | 76.02  | November 5, 2020          |
| 10      |   |                   | INE549K07360 | 60 months                 | 10.25%             |                  | 31  | 41.70  | November 5, 2020          |
| 11      |   |                   | INE549K07402 | 60 months                 | 10.25%             |                  | 53  | 101.14   | November 5, 2020          |

(B) The Company has issued 50,00,000 secured, redeemable bonds in the nature of non-convertible debentures and allotted 41,703.81 lakhs by way of public issue pursuant to the prospectus dated September 13, 2019, the details of which are set out below\*:

| Sr. No. | Description   | Date of Allotment | ISIN         | Tenor/ Period of Maturity | Coupon (per annum) | Credit Rating            | No. of NCD holders as on September 30, 2020 | Amount outstanding as on September 30, 2020 (₹ in lakhs) | Redemption / Maturity Date |
|---------|---|-------------------|--------------|---------------------------|--------------------|--------------------------|---|--|----------------------------|
| 1       | Secured, Redeemable, Listed, Rated Non-Convertible Debentures | October 25, 2019  | INE549K07436 | 400 Days                  | 9.00%              | BRICK WORK RATING BWR A+ | 1,584                                       | 3,093.40   | November 27, 2020          |
| 2       |   |                   | INE549K07444 | 24 Months                 | 9.25%              |                          | 369   | 1,130.94   | October 25, 2021           |
| 3       |   |                   | INE549K07451 | 36 Months                 | 9.50%              |                          | 1,796                                       | 7,061.50   | October 25, 2022           |
| 4       |   |                   | INE549K07469 | 24 Months                 | 9.50%              |                          | 175   | 362.16   | October 25, 2021           |
| 5       |   |                   | INE549K07477 | 36 Months                 | 10.00%             |                          | 859   | 2,476.33   | October 25, 2022           |
| 6       |   |                   | INE549K07485 | 400 Days                  | 9.25%              |                          | 5,660                                       | 8,234.21   | November 27, 2020          |

| Sr. No. | Description | Date of Allotment | ISIN         | Tenor/ Period of Maturity | Coupon (per annum) | Credit Rating | No. of NCD holders as on September 30, 2020 | Amount outstanding as on September 30, 2020 (₹ in lakhs) | Redemption / Maturity Date |
|---------|-------------|-------------------|--------------|---------------------------|--------------------|---------------|---|--|----------------------------|
| 7       |             |                   | INE549K07493 | 24 Months                 | 9.50%              |               | 644   | 1,286.57   | October 25, 2021           |
| 8       |             |                   | INE549K07501 | 36 Months                 | 10.00%             |               | 6,611                                       | 18,058.70  | October 25, 2022           |

(C) The Company has issued 48,00,000 secured, redeemable bonds in the nature of non-convertible debentures and allotted 32,161.24 lakhs by way of public issue pursuant to the prospectus dated January 06, 2020, the details of which are set out below\*:

| Sr. No. | Description   | Date of Allotment | ISIN         | Tenor/ Period of Maturity | Coupon (per annum) | Credit Rating   | No. of NCD holders as on September 30, 2020 | Amount outstanding as on September 30, 2020 (₹ in lakhs) | Redemption / Maturity Date |
|---------|---|-------------------|--------------|---------------------------|--------------------|---|---|--|----------------------------|
| 1       | Secured, Redeemable, Listed, Rated Non-Convertible Debentures | February 07, 2020 | INE549K07519 | 400 Days                  | 9.00 %             | “A (Stable)” by CRISIL Limited and “BWR A +” Outlook : Stable) by Brickwork Ratings India Private Limited | 1726  | 3293.29  | March 13, 2021             |
| 2       |   |                   | INE549K07527 | 24 Months                 | 9.25 %             |   | 523   | 1682.14  | February 7, 2022           |
| 3       |   |                   | INE549K07535 | 38 Months                 | 9.40 %             |   | 850   | 3123.69  | April 09, 2023             |
| 4       |   |                   | INE549K07543 | 60 Months                 | 9.50 %             |   | 641   | 2631.89  | February 07, 2025          |
| 5       |   |                   | INE549K07550 | 24 Months                 | 9.65 %             |   | 395   | 667.92   | February 07, 2022          |
| 6       |   |                   | INE549K07568 | 38 Months                 | 9.90 %             |   | 476   | 1044.06  | April 08, 2023             |
| 7       |   |                   | INE549K07576 | 60 Months                 | 10.00 %            |   | 335   | 891.00   | February 07, 2025          |
| 8       |   |                   | INE549K07584 | 400 Days                  | -                  |   | 4902  | 7428.00  | March 13, 2021             |
| 9       |   |                   | INE549K07592 | 24 Months                 |                    |   | 878   | 1715.39  | February 07, 2022          |
| 10      |   |                   | INE549K07600 | 38 Months                 |                    |   | 1467  | 4123.67  | April 08, 2023             |
| 11      |   |                   | INE549K07618 | 60 Months                 |                    |   | 1935  | 5560.19  | February 07, 2025          |

D) The Company has issued 16,00,000 secured, redeemable bonds in the nature of non-convertible debentures and allotted 16000 lakhs by way of public issue pursuant to the prospectus dated June 25, 2020, the details of which are set out below\*:

| (Sr. No.) | Description   | Date of Allotment | ISIN         | Tenor/ Period of Maturity | Coupon (per annum) | Credit Rating                  | No. of NCD holders as on September 30, 2020 | Amount outstanding as on September 30, 2020<br>(₹ in lakhs) | Redemption / Maturity Date |
|-----------|---|-------------------|--------------|---------------------------|--------------------|--------------------------------|---|---|----------------------------|
| 1         | Secured, Redeemable, Listed, Rated Non-Convertible Debentures | July 17, 2020     | INE549K07667 | 24 Months                 | 9.00%              | “A (Stable)” by CRISIL Limited | 1118  | 2300.53   | July 17, 2022              |
| 2         |   |                   | INE549K07675 | 38 Months                 | 9.15%              |                                | 389   | 1062.49   | September 16, 2023         |
| 3         |   |                   | INE549K07683 | 60 Months                 | 9.25%              |                                | 466   | 1396.23   | July 17, 2025              |
| 4         |   |                   | INE549K07691 | 24 Months                 | 9.40%              |                                | 575   | 730.34  | July 17, 2022              |
| 5         |   |                   | INE549K07709 | 38 Months                 | 9.65%              |                                | 251   | 693.16  | September 16, 2023         |
| 6         |   |                   | INE549K07717 | 60 Months                 | 9.75%              |                                | 224   | 581.39  | July 17, 2025              |
| 7         |   |                   | INE549K07725 | 24 Months                 | -                  |                                | 2641  | 4637.53   | July 17, 2022              |
| 8         |   |                   | INE549K07733 | 38 Months                 | -                  |                                | 772   | 1791.72   | September 16, 2023         |
| 9         |   |                   | INE549K07741 | 60 Months                 | -                  |                                | 973   | 2806.61   | July 17, 2025              |

**\*Security:**

*Public Issue 3: Mortgage of the immovable property of the Company admeasuring 54 cents situated at Survey No. 764/6A, Arulvaimozhy village, Thovala taluk, Kanyakumari district, Tamil Nadu, and a first ranking pari passu charge admeasuring 54 cents situated at Survey No. 764/6A, Arulvaimozhy village, Thovala taluk, Kanyakumari district, Tamil Nadu, and a first ranking pari passu charge, on all current assets, book debts and receivables (both present and future) of the Company, on a pari passu basis, specifically set out and as fully described in the Secured Debenture Trust Deed such that security cover of 100% of the outstanding amount of the Secured NCDs and interest thereon is maintained until Maturity Date*

*Public Issue 4: (i) subservient charge on certain loan receivables (both present and future) of the company in favour of Debenture Trustee; and (ii) exclusive mortgage and first charge over the immovable property admeasuring 5.19 cents situated at Survey No: 537, Samugarengapuram Village, Radhapuram Taluk, Tirunelveli District, Tamilnadu.*

*Public Issue 5: subservient charge with existing secured creditors, on certain loan receivables (both present and future) of the Company in favour of Debenture Trustee.*

*Public Issue 6: i) subservient charge with existing secured creditors, on certain loan receivables (both present and future) of the Company in favour of Debenture Trustee and (ii) mortgage and charge over the immovable property admeasuring 54 cents situated at Survey No 764/6A, Arulvaimozhy Village, Thovala Thaluk, Kanyakumari District, Tamil Nadu, to be held on pari passu basis among the present and / or future NCD holders, as may be applicable.*

Details of Unsecured Borrowings as on September 30, 2020:

Our Company's unsecured borrowings of ₹ 302,433.31 lakhs as on September 30, 2020. The details of the individual borrowings are set out below:

Subordinated Debts:

| Sr. No. | Series    | Tenor/<br>Period<br>of Maturity | Coupon Rate   | Amount<br>raised<br>(₹ in<br>lakhs) | Deemed<br>Date of<br>Allotment        | Redempti<br>on Date/<br>Schedule | Redemption<br>Amount<br><br>Outstanding as on<br>September 30, 2020<br>(₹ in lakhs) |
|---------|-----------|---------------------------------|---|-------------------------------------|---------------------------------------|----------------------------------|---|
| 1       | Series 8  | 72 months                       | 12.25% per annum compounded annually payable under the maturity scheme, 12.25% under annual scheme and 11.60% under monthly scheme. | 10,982                              | October 21, 2014 to February 2, 2015  | 72 months from date of allotment | 10981.23  |
| 2       | Series 9  | 75 months                       | 11.75% per annum compounded annually payable under the maturity scheme, 11.75% under annual scheme and 11.10% under monthly scheme. | 14,385.44                           | February 3, 2015 to August 2, 2015    | 75 months from date of allotment | 14385.44  |
| 3       | Series 10 | 75 months                       | 11.75% per annum compounded annually payable under the maturity scheme, 11.75% under annual scheme and 11.10% under monthly scheme. | 10,455.36                           | August 3, 2015 to September 24, 2015  | 75 months from date of allotment | 10430.01  |
| 4       | Series 11 | 84 months                       | 10.41% per annum compounded annually payable under the maturity scheme for 84 months and 10% under monthly scheme for 63 months.    | 2,989                               | November 9, 2015 to December 15, 2015 | 84 months from date of allotment | 2987.99   |
| 5       | Series 12 | 80 months                       | 11% per annum compounded annually payable under the maturity scheme for 84 months and   | 15,340.10                           | December 16, 2015 to March 15, 2016   | 80 months from date of allotment | 15338.7   |



| Sr. No. | Series    | Tenor/<br>Period<br>of Maturity | Coupon Rate  | Amount raised<br>(₹ in lakhs) | Deemed Date of Allotment                | Redemption Date/<br>Schedule     | Redemption Amount<br>Outstanding as on<br>September 30, 2020<br>(₹ in lakhs) |
|---------|-----------|---------------------------------|--|-------------------------------|---|----------------------------------|--|
|         |           |                                 | 10.25% under monthly scheme for 63 months.   |                               |   |                                  |  |
| 6       | Series 13 | 80 months                       | 10.94% per annum compounded annually payable under the maturity scheme for 84 months and 10.25% under monthly scheme for 63 months.  | 29,398                        | March 16, 2016 to September 15, 2016    | 80 months from date of allotment | 29397.69   |
| 7       | Series 14 | 84 months                       | 10.94% per annum compounded annually payable under the maturity scheme for 84 months, 10.25% per annum compounded annually payable under the maturity scheme for 63 months and 9.75% under monthly scheme for 63 months. | 15,216                        | September 30, 2016 to February 14, 2017 | 84 months from date of allotment | 15211.5  |
| 8       | Series 15 | 96 months                       | 9.06% per annum compounded annually payable under the maturity scheme for 96 months and 9% under monthly scheme for 63 months.   | 7,185.02                      | February 18, 2017 to June 13, 2017      | 96 months from date of allotment | 7185.02  |
| 9       | Series 16 | 96 months                       | 9.06% per annum compounded annually payable under the maturity scheme for 96 months and 9% under monthly scheme for 63 months.   | 19,893                        | September 9, 2017 to February 2, 2018   | 96 months from date of allotment | 19887.15   |

| Sr. No. | Series    | Tenor/<br>Period<br>of Maturity | Coupon Rate  | Amount<br>raised<br>(₹ in<br>lakhs) | Deemed<br>Date of<br>Allotment         | Redempti<br>on Date/<br>Schedule | Redemption<br>Amount<br>Outstanding as on<br>September 30, 2020<br>(₹ in lakhs) |
|---------|-----------|---------------------------------|--|-------------------------------------|--|----------------------------------|---|
| 10      | Series 17 | 96 months                       | 9.06% per annum compounded annually payable under the maturity scheme for 96 months and 9% under monthly scheme for 63 months. | 27,183.42                           | February 3, 2018 to August 6, 2018     | 96 months from date of allotment | 27183.42  |
| 11      | Series 18 | 96 months                       | 9.06% per annum compounded annually payable under the maturity scheme for 96 months and 9% under monthly scheme for 63 months. | 19,563.48                           | September 7, 2018 to December 10, 2018 | 96 months from date of allotment | 19563.48  |
| 12      | Series 19 | 96 months                       | 9.06% per annum compounded annually payable under the maturity scheme for 96 months and 9% under monthly scheme for 63 months. | 5,875.83                            | December 21, 2018                      | 96 months from date of allotment | 5875.83   |
| 13      | Series 20 | 96 months                       | 9.06% per annum compounded annually payable under the maturity scheme for 96 months and 9% under monthly scheme for 63 months. | 12,040                              | March 28, 2019 to July 06, 2019        | 96 months from date of allotment | 12022.19  |
| 14      | Series 21 | 96 months                       | 9.06% per annum compounded annually payable under the maturity scheme for 96 months and 9% under monthly scheme for 63 months  | 10,822.88                           | July 12, 2019 to September 19, 2019    | 96 months from date of allotment | 10822.88  |
| 15      | Series 22 | 96 months                       | 9.06% per annum compounded   | 3,115.96                            | October 28, 2019 to                    | 96 months from date              | 3347.53   |

| Sr. No. | Series    | Tenor/<br>Period<br>of Maturity | Coupon Rate   | Amount<br>raised<br>(₹ in<br>lakhs) | Deemed<br>Date of<br>Allotment                                | Redempti<br>on Date/<br>Schedule  | Redemption<br>Amount<br>Outstanding as on<br>September 30, 2020<br>(₹ in lakhs) |
|---------|-----------|---------------------------------|---|-------------------------------------|---|-----------------------------------|---|
|         |           |                                 | annually payable under the maturity scheme for 96 months, 9.50% per annum compounded annually payable under the maturity scheme for 63 months, 9.50% per annum under annual scheme for 63 months and 9% under monthly scheme for 63 months  |                                     | January 4, 2020   | of allotment                      |   |
| 16      | Series 23 | 101 Months                      | 8.60% per annum compounded annually payable under the maturity scheme (Doubling scheme) for 101 months, 9% per annum compounded annually payable under the maturity scheme for 63 months, 9% per annum under annual scheme for 63 months and 8.50% under monthly scheme for 63 months | 4766.13                             | 20th May 2020 to 24th June 2020                               | 101 months from date of allotment | 4775.27   |
| 17      | Series 24 | 101 Series                      | 8.60% per annum compounded annually payable under the maturity scheme (Doubling scheme) for 101 months, 9% per annum compounded annually payable under the maturity scheme for 63 months, 9% per annum under annual scheme for  | 3248.97                             | 3 <sup>rd</sup> August 2020 to 4 <sup>th</sup> September 2020 | 101 months from date of allotment | 3248.97   |

| Sr. No. | Series              | Tenor/ Period of Maturity | Coupon Rate  | Amount raised (₹ in lakhs) | Deemed Date of Allotment             | Redemption Date/ Schedule        | Redemption Amount Outstanding as on September 30, 2020 (₹ in lakhs) |
|---------|---------------------|---------------------------|--|----------------------------|--------------------------------------|----------------------------------|---|
|         |                     |                           | 63 months and 8.50% under monthly scheme for 63 months |                            |                                      |                                  |   |
| 18      | Bank of Maharashtra | 84 months                 | 11.00% per annum paid monthly                          | 10,000.00                  | March 9, 2016 (Date of disbursement) | 84 months from date of allotment | 10,000.00   |
|         | <b>TOTAL</b>        |                           |  |                            |                                      |                                  | <b>2,22,644.3</b>   |

Our Company has issued unsecured redeemable non-convertible debentures of face value of ₹1,000 each through public issue of which ₹ 3,558.84 lakhs is outstanding as on September 30, 2020, the details of which are set forth below:

| Sr. No. | Description   | Date of Allotment | ISIN         | Tenor/ Period of Maturity | Coupon (per annum) | Credit Rating     | No. of NCD holders as on September 30, 2020 | Amount outstanding as September 30, 2020 (₹ in lakhs) | Redemption / Maturity Date |
|---------|---|-------------------|--------------|---------------------------|--------------------|-------------------|---|---|----------------------------|
| 1       | Unsecured, Redeemable, Listed, Rated Non-Convertible Debentures | October 30, 2014  | INE549K08087 | 72 months                 | 12.00%             | CRISIL A (Stable) | 996   | 2,208.02  | October 30, 2020           |
| 2       |   |                   | INE549K08095 | 72 months                 | 12.25%             |                   | 526   | 1,350.82  | October 30, 2020           |
|         | <b>TOTAL</b>  |                   |              |                           |                    |                   |   | <b>3,558.84</b>                                       |                            |

#### Perpetual Debt Instrument as on September 30, 2020:

The Company has issued unsecured, rated, non-convertible, listed perpetual debt instruments on a private placement basis of which ₹ 26,400 lakhs is currently outstanding as on September 30, 2020. The details of which are set out below:

| Sr. No. | Description  | Date of Allotment  | ISIN         | Tenor/ Period of Maturity | Coupon (per annum) | Credit Rating   | No. of NCD holders as on September 30, 2020 | Amount outstanding as on September 30, 2020 (₹ in lakhs) | Redemption/ Maturity Date |
|---------|--|--------------------|--------------|---------------------------|--------------------|---|---|--|---------------------------|
| 1       | Unsecured, rated, non-convertible, listed perpetual debt instruments | November 30, 2008  | INE549K08061 | Perpetual                 | 12%                | BRICKWORKS BWR A for 144 + 120 Crores<br><br>CRISIL BBB+/ Stable for 144 Crores | 253   | 5,000.00   | Perpetual                 |
| 2       |  | September 30, 2010 | INE549K08079 | Perpetual                 |                    |   | 66  | 2,600.00   | Perpetual                 |
| 3       |  | December 21, 2009  | INE549K08053 | Perpetual                 |                    |   | 290   | 5,400.00   | Perpetual                 |
| 4       |  | August 10, 2009    | INE549K08046 | Perpetual                 |                    |   | 114   | 1,400.00   | Perpetual                 |
| 5       |  | October 17, 2017   | INE549K08152 | Perpetual                 |                    |   | 51  | 4,800.00   | Perpetual                 |
| 6       |  | November 2, 2017   | INE549K08145 | Perpetual                 |                    |   | 85  | 2,400.00   | Perpetual                 |
| 7       |  | February 26, 2018  | INE549K08160 | Perpetual                 |                    |   | 68  | 4,800.00   | Perpetual                 |

#### Details of Commercial Paper:

| Sr. No. | Series – CP | Tenor/ Period of Maturity | Coupon Rate | Amount raised (₹ in lakhs) | Deemed Date of Allotment | Redemption Date/ Schedule | Redemption Amount Outstanding as on Sep 30, 2020 (₹ in lakhs) |
|---------|-------------|---------------------------|-------------|----------------------------|--------------------------|---------------------------|---|
| 1.      | 253.        | 90 Days                   | 7.70%       | 49,068.35                  | 30.09.2020               | 29.12.2020                | 50,000.00   |

#### Details of Corporate Guarantees

As on September 30, 2020 our Company has not issued any corporate guarantees on behalf of any subsidiary, JV entity, group company, etc.

#### Restrictive Covenants under our Financing Arrangements

Some of the corporate actions for which our Company requires the prior written consent of lenders include, inter alia, the following:

- to declare and/ or pay dividend to any of its shareholders whether equity or preference, during any financial year unless our Company has paid to the lender the dues payable by our Company in that year;

- b) to undertake or permit any merger, amalgamation or compromise with its shareholders, creditors or effect any scheme of amalgamation or reconstruction; and
- c) to create or permit any charges or lien on any mortgaged properties.

**Details of Rest of the borrowing (if any including hybrid debt like FCCB, Optionally Convertible Debentures / Preference Shares) as on September 30, 2020:**

NIL

**As on the date of this Disclosure Document, there has been no default in payment of principal or interest on any existing term loan, debt security issued by the Issuer and other financial indebtedness including corporate guarantee issued by the Issuer, in the past 5 years, except:**

The company has delayed the payment of interest on its rated non-convertible debentures (NCD) by three working days. The delay was one off event due to an inadvertent operational error. The interest payment of ₹4.8 lakhs was due on August 2, 2018, but payment to investors was made on August 7, 2018.

**Details of any outstanding borrowings taken/ debt securities issued where taken/ issued (i) for consideration other than cash, whether in whole or part, (ii) at a premium or discount, or (iii) in pursuance of an option:**

NIL

## SECTION VI – LEGAL AND OTHER INFORMATION

### OUTSTANDING LITIGATIONS AND DEFAULTS

*The Company is subjected to various legal proceedings from time to time, mostly arising in the ordinary course of its business. The legal proceedings are initiated by us and also by customers, past employees and other parties. These legal proceedings are primarily in the nature of (a) consumer complaints, (b) criminal complaints, and (c) civil suits. We believe that the number of proceedings in which we are involved is not unusual for a company of our size in the context of doing business in India.*

*As on the date of the Prospectus, except as disclosed below, there are no failures or defaults to meet statutory dues, institutional dues and dues towards instrument holders including holders of debentures, fixed deposits, and arrears on cumulative preference shares, etc., by the Company.*

*For the purpose of disclosures in this Prospectus, our Company has considered the following litigation as 'material' litigation:*

- *all pending proceedings whether civil, arbitral, tax related litigations, or otherwise, of value exceeding more than 1% of our profit after tax as on March 31, 2020, i.e. more than ₹ 219 lakhs;*
- *any other outstanding legal proceeding which is likely to have a material adverse effect on the financial position, profitability and cash flows of our Company.*

*Save as disclosed below, there are no:*

- 1. litigation or legal action pending or taken by any Ministry or Department of the Government or a statutory authority against the Promoter of the Company during the last five years immediately preceding the year of the issue of the Prospectus and any direction issued by such Ministry or Department or statutory authority upon conclusion of such litigation or legal action;*
- 2. litigation involving the Company, Promoter, Directors, subsidiaries, group companies or any other person, whose outcome could have material adverse effect on the position of the Company;*
- 3. pending proceedings initiated against the Company for economic offences and default; and*
- 4. inquiries, inspections or investigations initiated or conducted under the Companies Act or any previous companies' law, or reservations, qualifications or adverse remarks of the auditors of the Company in the last five years immediately preceding the year of issue of this Prospectus against the Company.*

#### **I. Litigations by and against the Company**

##### **A. Litigations against the Company**

##### *Criminal Proceedings*

- 1. The defacto complainant, Ms. Sholly Rajan had filed a petition against our Company in the Judicial First Class Magistrate Court, Kochi for the interim custody of the gold seized by the police, which is pending.*

##### *Civil Proceedings*

- 1. Our Company has initiated recovery actions under the Securitisation and Reconstruction of Financial Assets and Enforcement of Securities Interest Act, 2002 against Samson & Sons Builders and Developers Private Limited for the loan availed by the latter amounting to ₹ 735 lakh. Against the said actions, Ms. Mary Koshy & others, the persons who are claiming to be the previous owners of one of the secured assets, have filed a Securitization Application against our Company before the Debt Recovery Tribunal, Ernakulam, which was dismissed. Subsequently they appealed before Debt Reconvert Appellate Tribunal ("DRAT"), Chennai. The appeal was not entertained by the DRAT for want for pre-deposit of the prescribed portion of the liability.*

Thereupon Ms. Mary Koshy & others, approached the High Court of Kerala assailing the order of dismissal of DRAT and the High Court allowed the writ petition and directed DRAT to take the appeal on file and dispose the same within 8 months. DRAT has heard and dismissed the appeal. The same has now been challenged before the High Court of Kerala in WP No. 22192 of 2019 and the matter is pending.

2. Our Company had advanced a loan of ₹ 2,500 lakhs to Prabhushanti Real Estate Private Limited ("Borrower") against the securities shared with Tamil Nadu Mercantile Bank ("TMB") on pari passu basis. Since the said borrower has defaulted in payments, our Company along with TMB has initiated recovery proceedings under the Securitisation and Reconstruction of Financial Assets and Enforcement of Securities Interest Act, 2002 by issuing a demand notice. However, before the possession could be taken, AU Small Finance Bank Ltd initiated insolvency proceedings against the Borrower which stood as guarantor and mortgaged some of its properties to a facility granted by the said bank to one educational trust in the same group. A Resolution Professional is appointed in the matter and the insolvency resolution proceedings are on. The Company and TMB have joined the IBC proceedings along with other lenders. As the Corporate Insolvency Resolution Process ("CIRP") period ended and the Institutional Financial Creditors voted for liquidation of the Company. However, the resolution for liquidation was not adopted as the home buyers who have a majority voting in the Committee of Creditors cast a negative vote. In the meanwhile, the suspended Directors have approached NCLT Delhi for extension of the CIRP period in view of the announcement of a package by the Central Government for revival of the stalled projects in real estate sector. Also, one of the relatives of the suspended directors submitted a draft resolution Plan after expiry of the last date fixed for submission of the Resolution Plans and who incidentally did not satisfy all the criteria stipulated by the Committee of Creditors (COC) for the Resolution applicant. The COC did not accept the Resolution Plan, The Resolution applicant has also approached NCLT Delhi for directions to the COC to review their decision. The matter is currently pending for disposal.

NCLT Delhi dismissed the application filed by the Suspended Directors seeking extension of CIRP period. The Resolution Professional filed an application for exclusion of the litigation period from the permissible period of 330 days as per the Insolvency and Bankruptcy Code, 2016, in view of the orders of the Supreme Court in the Essar Steel matter. The application is dismissed by NCLT with an observation the COC may examine extension of the CIRP period. The flat buyers have filed an application in NCLT Delhi seeking to revise their claim amount by including the accrued interest on the amounts paid by them. Currently, the application is pending with NCLT Delhi.

3. Our Company had initiated action under the Securitisation and Reconstruction of Financial Assets and Enforcement of Securities Interest Act 2002 against Mr. Haridas Narayana Pillai for the loan availed by him amounting to ₹100 lakhs. The property mortgage for the loan was sold after complying with the due process under the Act and the proceeds of the sale was appropriated to the loan amount. He has filed a Securitization Application in DRT, Ernakulam challenging the sale. The matter is partly heard by DRT and Mr. Haridas Narayana Pillai has filed an interim application seeking details of newspaper publication for which we have filed the counter.
4. Our Company has filed a special leave petition before the Supreme Court of India against the final judgment and order dated November 18, 2009 passed by the division bench of the High Court of Kerala directing our Company to register under the provisions of Kerala Money Lenders Act, 1958, as amended ("KMLA"). Our Company has raised the following contentions: (i) it is a company incorporated under the Companies Act, 1956 and not a 'person' within the meaning of the term "money lender" under the KMLA; and (ii) even if considered as a 'person', our Company is an institution established by or under an act of the Parliament since it is registered as an NBFC under the RBI Act, and hence falls under the exception to the definition of "money lender" as provided under Section 2(7)(f) of the KMLA. The matter is pending for hearing and final disposal.
5. Our Company had taken physical possession of the property of Dr. P Mahalingam, mortgaged in favour of MFL as security to the loan sanctioned to Santosh Hospital Private Limited, under the Securitisation and Reconstruction of Financial Assets and Enforcement of Securities Interest Act, 2002 for an amount of ₹3,900 lakhs and accrued interest. Santosh Hospitals has approached the Hon'ble High Court, Chennai under Writ Petition thereby challenging the actions taken by the Company under SARFAESI Act, including the physical



possession of the hospital taken through the court commissioner. The said writ petition got dismissed. Thereafter, Santosh Hospitals Pvt Ltd filed securitization application before DRT, Chennai challenging the action of taking possession of the secured asset by MFL which also stands dismissed. Thereafter, Santosh Hospitals Pvt Ltd has filed Insolvency proceedings under Insolvency Bankruptcy Code before NCLT, Chennai and Interim Resolution Professional was appointed in the matter. The Interim Resolution Professional demanded MFL to handover the possession of the assets taken by MFL under SARFAESI and the same is objected by MFL contending that the said assets do not belong to the corporate debtor. NCLT Chennai has since ordered liquidation of the said corporate debtor and is yet to dispose of the MA 363/2019 filed by the erstwhile interim resolution professional. The Liquidation orders dated December 4, 2019 was challenged in an appeal before NCLT Delhi. Further, NCLAT Delhi ordered the liquidation process to continue but restrained the Company and the Liquidator from disposing of selling or creating any third party interests in the assets and properties of the Borrower Company. This matter is still pending. In the meanwhile, the hospital was temporarily take over by the Corporation of Chennai for COVID 19 treatment. The Company has filed an application before NCLT Chennai seeking direction to direct the Corporation of Chennai to hand over the property back to the Company, as the Corporation has indicated that they propose to hand over the same to the Liquidator. Currently, this application is pending before NCLT Chennai.

6. In the account of TN Balachandran, MFL has taken symbolic possession of the secured assets situated at Ettiness Road, Ooty. Challenging the said actions of MFL party has preferred securitisation application before DRT, Coimbatore. The DRT, Coimbatore though passed conditional stay, the stay did not get effected due to non-compliance with the stipulations of the stay, by the party. Meanwhile steps were taken by MFL to route the rent from tenants occupying the secured asset, including the branch of MFL, and accordingly the rents from Axis Bank, Sun Paper, Muthoot Fincorp Ltd, aggregating approximately ₹ 1.35 lakhs per month is getting remitted to the loan account. The securitisation application filed by the party is pending before DRT, Coimbatore.
7. The loan account of Ganeshan Pillai turned NPA and actions under SARFAESI Act was initiated by issuing demand notice. Later, the symbolic possession of the secured asset, which is the residential house of the Borrower, was taken and application under section 14 of SARFAESI Act was filed before Chief Judicial Magistrate Court, Kollam seeking assistance for taking physical possession of the secured asset. The Hon'ble Court appointed an Advocate Commissioner to take physical possession of the secured asset who in turn issued notice to the Borrower intimating the recourse that may be taken in case the Borrower either fails to clear the outstanding dues or surrender the secured asset to MFL. Assailing the said notice of the Advocate Commissioner, the Borrower preferred securitisation application before DRT, Ernakulam. MFL entered appearance and filed detailed counter refuting the allegations raised by the Borrower. The case now stands dismissed. However, the borrower has filed a Review application in DRT Ernakulam. The Company has filed a memo in CJM court Kollam seeking fresh directions to the Advocate Commissioner to take physical possession.

## **B. Litigations by the Company**

### ***Criminal Proceedings***

1. Our Company has moved before the Hon'ble High Court to quash the proceedings of the protest complaint filed by Ms. Nusaiba Haneef for production of gold ornaments before the Magistrate Court under section 94 of the Code of Criminal Procedure, 1973. The gold was previously seized by the police, which was subsequently released to our Company. The amount involved in the transaction sums up to ₹ 6.77 lakh.
2. Our Company has moved before the High Court to quash the proceedings of the protest complaint filed by Ms. Subaida for production of gold ornaments before the Magistrate Court under section 94 of the Code of Criminal Procedure, 1973. The gold was previously seized by the police, which was subsequently released to our Company. The amount involved in the transaction sums up to ₹ 4.18 lakh.
3. Our Company has filed a petition before the Judicial First-Class Magistrate Court against Shine Mon, a customer, for cheating. The customer had availed a loan of ₹0.27 lakh against the security of certain ornaments, the ownership of which was claimed by third party and a cheating case was also filed by such third party against the customer.

4. Mr. Jiju V. Stephen, the accused has pledged gold with our Company which was seized by police in a cheating case. The court had acquitted the accused and had ordered to release the said 39.5 gm gold to him against which our Company had moved before the Hon'ble High Court.
5. Our Company had filed an appeal in the Session Court, Mavelikkara against the order of the magistrate Court in dismissing application filed by our Company for returning gold valuing ₹ 27.7 lakh on conclusion of trial.

#### ***Criminal Proceedings under Section 420 of the Indian Penal Code, 1860***

Our Company has filed numerous complaints, FIRs and cases of fraud and cheating against customers on account of loan defaults, theft, fraud in relation to pledging of spurious gold/cash embezzlement, and against employees on account of cheating, forgery, cheating, criminal breach of trust, misrepresentation, and wrongful gain under *inter alia* Sections 342, 365, 387 397, 392, 380, 420 of the Indian Penal Code, 1860 ("IPC"). As of the date of this Prospectus, there are 98 such complaints pending before various courts. The proceedings related to instances of theft and fraud in relation to pledging of spurious gold/cash embezzlement aggregate to ₹ 763.99 lakh and 23.41 kg of gold.

#### ***Civil Proceedings***

1. Ms. Komala, a former employee of our Company whose employment was terminated by our Company, challenged her termination before the labour court and the court had ordered her reinstatement with back wages. The employee has filed an application for computing the back wages. The claim amount involved, as per the employee, is ₹ 28 lakh.
2. Tripple Ess Communications Private Limited has filed a suit against the Company and others before the High Court, Delhi claiming an amount of 76.50 lakh towards payments due against certain outdoor advertising campaigns allegedly undertaken for our Company. The Company has filed its written statement in the matter. The matter has been transferred and is currently pending.

#### ***Cases filed by the Company under Section 138 of the Negotiable Instruments Act, 1881***

The Company has filed various complaint and notices under Section 138 of the Negotiable Instruments Act, 1881 for recovering amounts due from various entities on account of dishonouring of cheques issued by such entities. As of the date of this Prospectus, there are 546 such complaints pending before various courts. The total amount involved in such cases is approximately ₹ 481.84 lakh.

#### ***Other Proceedings***

1. On June 1, 2012 the Employees' Provident Fund Organization at Nagercoil issued provisional codes TN/79468 to TN/79532 to 65 branches of Muthoot Fincorp Limited in Kanyakumari district, thereby implying separate and individual compliance of all provisions of the Employees Provident Funds and Miscellaneous Provisions Act, 1952 ("EPF & MP Act") by each of the branches. Enforcement Officers ("EOs") subsequently issued notices from June 21, 2012 onwards to the 65 branches calling for information under Section 13 of the EPF & MP Act. The EOs filed non-compliance reports in respect of the branches. Muthoot Fincorp Limited has asserted that Muthoot Fincorp Limited should be covered under a single code and compliance with the EPF & MP Act is to be ensured as a Company and not by each branch under a separate code. The Assistant PF Commissioner at Nagercoil has held otherwise in proceedings under Section 7A of the EPF & MP Act and on January 2, 2014 ordered "the employer of the establishment to comply with the EPF & MP Act within seven days of receipt of this order failing which necessary steps shall be taken to determine the dues and recover the amount invoking the provisions as contemplated under Section 8B to 8G of the EPF & MP Act." No further determination of dues or demand has been made. Muthoot Fincorp Limited has filed an appeal against the order in the National Provident Fund Tribunal and the matter is currently pending.

## **II. Tax litigations involving our Company**

1. The Company has filed a Writ Petition before the Honourable High Court of Madras on 30th July, 2019 challenging the Order passed by the Income Tax Settlement Commission, Chennai Bench abating the

proceedings before it relating to the Settlement Application filed by the Company dated December 17, 2017 (“Settlement Application”); and praying for stay on proceedings initiated by the Joint Commissioner of Income Tax (OSD), Central Circle, Thiruvananthapuram post abatement of proceedings by the Settlement Commission. The tax and interest due on the issues forming part of the Settlement Application totaled to ₹ 7,406 lakh. The Settlement Application related to notices received under Section 147 of the Income Tax Act, as per which the income chargeable to tax for the Financial Years 2011-12 to 2016-17 of MFL had escaped assessment, and Section 153A of the Income Tax Act, as per which MFL was required to prepare true and correct return of which MFL was assessable for the Assessment Years 2011-2012 to 2016-2017. The proceedings before the High Court of Madras is currently pending.

2. The Assistant Commissioner of Income Tax, Circle 1(1), Trivandrum had raised a demand notice for AY2006-07 on our Company on the alleged grounds that our Company had failed to deduct tax on entire payments made to Muthoot Pappachan Consultancy and Management Services, including reimbursement of expenses made towards the employees of the said firm, for an amount aggregating to ₹ 550.20 lakh, which has completely been adjusted against refunds due to the Company. The stance of the Company was that the tax deducted at source is required to be made only on professional fees paid to the said firm and not on reimbursement of expenses. The ITAT Kochi bench remitted back the file to the assessing officer on the appeal made by our Company, post which the Joint Commissioner of Income Tax/Special Range/Trivandrum made disallowances, the entire demand of which was adjusted against refunds due to the Company. The Company has made an appeal before the CIT (Appeals), Trivandrum and the matter is pending disposal.
3. The Joint Commissioner of Income Tax/Special Range/Trivandrum had raised a demand notice for AY2010-11 aggregating to ₹ 1728.50 lakh on our Company on the alleged grounds that the Company failed to deduct tax on entire payments made to Muthoot Pappachan Consultancy and Management Services, including reimbursement of expenses made towards the employees of the said firm. The stance of the Company was that the tax deducted at source is required to be made only on professional fees paid to the said firm and not on reimbursement of expenses. The Company had remitted ₹ 265 lakh in FY16-17 against the demand. Collection of the balance demand has been stayed by the ACIT/Circle 1(1)/Trivandrum vide order dated July 21, 2016, pending disposal of appeal by the CIT (Appeals), Trivandrum.
4. The Joint Commissioner of Income Tax/Special Range/Trivandrum had raised a demand notice aggregating to ₹2,065.20 lakh for AY2013-14 alleging that our Company had not furnished Form 15G/H from the debenture holders for the interest paid to them as well as disallowing reimbursement of expenses made to Muthoot Pappachan Consultancy and Management Services for non-deduction of tax at source. ₹ 933.50 lakh was adjusted against refunds due to our Company and ₹ 390.60 lakh was remitted by our Company in FY2016-17 against the said demand. Collection of demand has been stayed by the ACIT/Circle 1(1)/ Trivandrum vide order dated July 21, 2016, pending disposal of appeal by the CIT (Appeals), Trivandrum.
5. The Assistant Commissioner of Income Tax (TDS), Trivandrum had raised a demand notice for payment of TDS for alleged short-furnishing of details of Form 15G/H collected from customers pertaining to AY2015-16 with a demand aggregating to ₹38,606 lakh. A total of Rs. 786.9 lakh for stay of demand has been remitted and an appeal before the Commissioner of Income Tax (Appeals)/Trivandrum has been filed, which is pending disposal
6. The Commissioner of Central Excise, Customs & Service Tax (Appeals-III) issued Order-In-Appeal no.592/2014 dated October 30, 2014 (“Order”), confirming the Orders-in-Original no.04 & 05/2008 demanding tax amounting to ₹ 17.20 lakh with interest and penalty thereon. The department raised demands on our Company stating that such receipts are liable to Service Tax. Our Company has considered such receipts as exempt, as the same is an Export of Service, not liable to tax in India. Our Company has moved an appeal to the Customs Excise and Service Tax Appellate Tribunal (“CESTAT”), Bangalore against the said Order, which is pending hearing.

7. The Service Tax department had raised demands on certain revenues of our Company for the periods prior to FY12-13. Out of the total demand of ₹ 1263.21 lakh, the Company had remitted ₹ 384.69 lakhs, the balance of which is pending as disputed. The pending demand relates to the assignment of receivables, wherein the department has stated that the entire receipts are liable to tax. The Company, based on opinions received from its consultants has filed its appeal before the Customs Excise and Service Tax Appellate Tribunal (“CESTAT”), Bangalore, which is pending hearing. Pre-deposit fee of ₹ 50 lakh has been remitted.
8. The Service Tax department had raised demands on our Company on notional consideration arrived on support services provided by the Company to its group concerns aggregating to ₹2,132.10 lakh. The demand also consisted of disallowance of Central Value Added Tax (“CENVAT”) credit. The Company had availed CENVAT credit pertaining to 5 years together in FY 2012-13. Citing that the credit was reported in the returns as Opening balance and not as credit availed during the period, the department has sought to disallow the entire credit, stating that the returns did not show any closing balance of credit as at the end of FY2011-12. Our Company, based on opinions received from its consultants have filed its appeal before the Customs Excise and Service Tax Appellate Tribunal (“CESTAT”), Bangalore, which is pending hearing. ₹ 96.60 lakh has been paid as pre-deposit fee.
9. The Kerala Sales Tax Department has sought to demand tax on the Company under Section 6(2) of the Kerala Value Added Tax Act pertaining to Purchase Tax. As the Company does not make any purchase of Gold, the demand made by the department has been disputed. The Company has remitted Rs.28.65 million for stay of recovery. The Deputy Commissioner of State Tax (Appeals), Thiruvananthapuram, vide his Order dated November 4, 2019, has observed that the findings of the officer in making the demand for Purchase Tax is not based on material evidence and has thereby directed the officer to re-examine the issue in light of his observations and accordingly modify the order.
10. The Deputy Commissioner of Income Tax, CPC has provided an intimation under Section 143(1) of Income Tax Act, 1961 demanding tax of Rs.261.49 lakhs relating to annual year 2018-19. Scrutiny Assessment for annual year 2018-19 has been initiated and the Company disregarded the contentions and put forth that it is eligible for the deductions disallowed by the authority. The Company had claimed that the payouts made by it to its Gratuity Fund during the relevant year as deduction, which has been disallowed and the dividend income received is exempted income under the Income Tax Act. The second issue initiated is that of the disallowance on account of slight delays in remittances of PF/ESI, invoking Section 36(1)(v)(a) of the Income Tax Act 1961. The Company contends that it is eligible for deduction in light of Section 43B(b) wherein such contributions remitted within the due date of filing returns under the Income Tax Act is allowed as a deduction notwithstanding anything contained in any other provisions of the Act. Furthermore, the Company contemplates that this matter will be sufficiently clarified and proved to the benefit of the Company at the Scrutiny Assessment stage itself. The proceedings are currently pending.
11. The Joint Commissioner of Central GST & Central Excise has issued Order-In-Original No. 05 & 06 / 2020-21 ST(JC) dated July 31, 2020 (issued on August 10, 2020) (“Order”), demanding tax amounting to Rs.315.61 lakhs and interest thereon, and penalty amounting to Rs.31.66 lakhs relating to taxability of commission received on inward money transfer services provided by the Company. The demand has been made on the ground that the assessee would fall under the definition of Intermediary under Rule 2(f) of the Place of Provision of Service Rules, 2012 and therefore, the services rendered by the Company cannot be treated as export of services. As the same issue under question was discussed and settled in the favour of the Company by the Commissioner of Central Tax and Central Excise, Thiruvananthapuram for the periods up to March, 2015 and as the Company is of the belief that the said commission received on money transfer services is not subject to Service Tax, the Company is in the process of contesting the demand raised vide the Order.
12. The Commissioner of Central GST & Central Excise has issued Order-In-Original No. TVM-EXCUS-000-COM-04-20-21 dated August 28, 2020 (issued on September 3, 2020) and TVM-EXCUS-000-COM-05-20-21 dated August 28, 2020 (issued on September 3, 2020) (“Order”), demanding tax amounting to Rs.264.34 lakhs and Rs.571.94 lakhs and interest thereon, and penalty amounting to Rs.264.44 lakhs and Rs.57.29 lakhs for the periods 2014-15 to 2016-17 and for the period April 2016 to

June 2017 respectively relating to taxability of the amount received as collection agent towards assignment of loan receivables. The demand has been made on the ground that the activity of selling loan portfolios to other financial institutions is taxable and that the differential interest between the interest payable to the assignee and the interest charged to the borrowers is service charges, and hence is liable to tax under Section 66B of the Act. The Company, based on advice received will contest the demand raised and is in the process of filing an appeal against the demand raised vide the Order.

### **III. Litigations involving the Directors**

#### *Civil proceedings involving any director of the Company*

1. M. Mathew has filed a suit before the district court at Kottayam, against the Muthoot Pappachan Group and others alleging infringement of the trademark "MUTHOOT". The mark "MUTHOOT" has been registered as a trademark by M. Mathew, Chairman and Managing Director of Muthoot Mercantile Limited. Thomas John Muthoot, Thomas George Muthoot and Thomas Muthoot on behalf of "Muthoot Pappachan Group", have contended that "Muthoot" is a family name and they have the right to use the same for their business and also that the Muthoot Pappachan Group was using the same much prior to M. Mathew. The matter is currently pending.
2. Thomas John Muthoot, Thomas George Muthoot and Thomas Muthoot have filed an application before the Intellectual Property Appellate Board, Chennai ("IPAB"), to remove/cancel/rectify the trademark "MUTHOOT". The mark "MUTHOOT" has been registered as a trademark by M. Mathew, Chairman and Managing Director of Muthoot Mercantile Limited. The matter is currently pending before the IPAB.

#### *Criminal proceedings involving any director of the Company*

1. Thomas John Muthoot, Thomas George Muthoot and Thomas Muthoot have filed a writ petition for quashing a complaint filed by K. P. Varghese before the Chief Judicial Magistrate, Trivandrum, alleging that exorbitant interest rate is being charged on loans granted by our Company. As per the provisions of the Kerala Money Lenders Act and Kerala Prohibition of Charging Exorbitant Interest Act, charging interest beyond the rates mentioned therein is an offence and hence the complaint is filed before the Chief Judicial Magistrate, Trivandrum. Since the Company, being an RBI regulated entity, is not coming under the preview of the said Acts, the Company has filed a Writ Petition before the Hon'ble High Court, Kerala to protect its interest. The said writ petition has been admitted and the proceedings in the lower court have been stayed. The matter is currently pending.
2. The service tax department has initiated prosecution against Thomas John Muthoot consequent to a tax claim made on another concern. Technically such prosecution will not lie as no claim was made by the department against Thomas John Muthoot. Also, all actions on the assessment made by the department is currently stayed by the appellate tribunal. However, based on a departmental circular, wherein it is mentioned that they can even initiate criminal action in cases which are stayed by the Tribunal, the department has initiated prosecution before the Chief Judicial Magistrate, Kochi. However, the same is challenged before the high court and the court was pleased to grant a stay in the matter.
3. The Registrar of Companies, Hyderabad, Andhra Pradesh, had filed a complaint before the Special Judge for Economic Offences at Hyderabad against the erstwhile directors of Nagarjuna Finance Limited ("NFL") including Mr. A.P. Kurian seeking conviction against the accused persons on the ground of violations of the order dated February 29, 2000, passed by the Company Law Board. The Registrar of Companies, Andhra Pradesh, Hyderabad, also prayed that the accused be directed to pay the amount due to the depositors of NFL. Mr. A.P. Kurian and others filed discharge petitions in the matter and the court discharged them from the case, pursuant to the order dated May 2, 2005. Aggrieved by the above order, the Registrar of Companies, Andhra Pradesh, Hyderabad, filed Criminal Revision Case 1305/2005 in the High Court of Andhra Pradesh. The matter is currently pending.
4. Legal Metrology Department had filed a complaint under the section 200, CRPC. before the Judicial First Class Magistrate Court, Manjeri against the Company in 2019. Thereafter summons was issued to the Directors of the Company as well. The offence alleged is that lesser weight is mentioned in the pledge card

as against the original weight and hence the allegation is that the customer will get cheated since the company is liable to return only the weight mentioned in the pledge card. However, in reality we mention both the gross and net weight of the ornaments and for the purpose of considering the weight of ornaments for pledge we rely upon the net weight which is after nominal deduction towards impurities and / stones. As the allegation is baseless. we have moved the Kerala HC for quashing the proceedings and the matter has been stayed.

***Tax proceedings involving any director of the Company***

***Tax related disputes***

1. Thomas John Muthoot

| Sl. No. | Assessment Year | Amount Involved (₹) | Nature of Demand   | Status  |
|---------|-----------------|---------------------|--|---|
| 1       | 2005-06         | 1,37,05,006         | Penalty under Section 271 C of the Income Tax Act.   | Penalty was dismissed by ITAT Kochi vide order September 24, 2014. The Income Tax Department had gone on appeal before the Honourable High Court of Kerala. The High Court of Kerala allowed the appeal filed by the department. In this regard, Special Leave Petition has been filed by the assessee and the same has been admitted by the Supreme Court of India.          |
| 2.      | 2005-06         | 7,43,50,423         | Order under Section 143(3) and disallowance under Section 40(a)(ia) of the Income Tax Act. | The appeal was dismissed by the ITAT Kochi and the Honourable High Court of Kerala by orders dated August 28, 2014 and July 03, 2015 respectively. In this regard, the assessee has filed a special leave petition in the Supreme Court of India and the same has been admitted by the Supreme Court.   |
| 3.      | 2006-07         | 70,49,302           | Penalty under Section 271C of the Income Tax Act.  | The Honourable High Court of Kerala by way of order dated July 03, 2015 allowed the appeal filed by the Revenue against order of the ITAT. In this regard, the assessee has filed a Special Leave Petition in the Supreme Court of India and the same has been admitted.  |
| 4.      | 2006-07         | 3,56,55,872         | Order under Section 143(3) and disallowance under Section 40(a)(ia) of the Income Tax Act. | The appeal was dismissed by the ITAT Kochi and the Honourable High Court of Kerala by orders dated August 28, 2014 and July 03, 2015 respectively. Special Leave Petition has been filed by the assessee in this regard and the same has been admitted by Supreme Court of India.   |
| 5.      | 2007-08         | 69,09,500           | Penalty under Section 271 C of the Income Tax Act.   | Penalty was dismissed by ITAT Kochi vide order dated September 24, 2014. The Income Tax Department had gone on appeal before the Honourable High Court of Kerala. The High Court of Kerala allowed the said appeal (order dated February 02, 2015). In this regard, the assessee has filed a Special Leave Petition and the same has been admitted by Supreme Court of India. |
| 6.      | 2007-08         | 3,04,68,287         | Order under Section 143(3) and disallowance under Section 40(a)(ia) of the Income Tax Act. | The appeal was dismissed by the ITAT Kochi and the Honourable High Court of Kerala by orders dated August 28, 2014 and July 03, 2015 respectively. Special Leave Petition has been filed by the assessee in this regard and the same  |

| Sl. No. | Assessment Year | Amount Involved (₹) | Nature of Demand  | Status   |
|---------|-----------------|---------------------|---|--|
|         |                 |                     | Act.  | has been admitted by Supreme Court of India.   |
| 7.      | 2008-09         | 8,37,750            | Order under Section 143 (3) of the Income Tax Act.  | Appeal pending before CIT (Appeals) / Kochi  |
| 8.      | 2008-09         | 3,56,459            | Penalty under Section 271 C of the Income Tax Act.  | Appeal allowed by CIT (Appeals), Kochi   |
| 9.      | 2008-09         | 7,43,260            | Tax under Section 143(3) of the Income Tax Act.   | Appeal pending before the CIT (Appeals), Trivandrum  |
| 10.     | 2009-10         | 16,97,280           | Order under Section 143 (3) of the Income Tax Act and disallowance under Section 40(a)(ia) of the Income Tax Act. | ACIT /Circle -I /Tvla completed the Assessment making a disallowance of ₹ 46.78 lakhs u/s 40(a) (ia). Appeal against this order was dismissed by CIT(A)/, Kottayam, dated December 12, 2015. Appeal against this order was filed in the Income Tax, Appellate Tribunal, Cochin bench, Cochin. The same was dismissed by way of order dated April 28, 2016. Appeal against the said order was filed in the High Court of Kerala at Ernakulam. The said appeal has been dismissed by the High Court of Kerala vide its order dated July 13, 2016. SLP filed before the Hon. Supreme Court. |
| 11.     | 2011-12         | -                   | Tax under Section 143(3) of the Income Tax Act and penalty under Section 271(1)(c).                               | Appeal pending before CIT (A) / Kochi  |
| 12.     | 2012-13         | -                   | Order u/s 143(3) - disallowance u/s 14 A  | Appeal against order passed by deputy commissioner of income tax /Circle-1/Tvla. - pending before CIT (A)/ Kochi   |
| 13.     | 2013-14         | -                   | Order u/s 143(3) - disallowance u/s 14 A  | Appeal against order passed by assistant commissioner of income tax /Circle-1, Thiruvalla, pending before CIT (A), Kochi.  |
| 14.     | 2011 – 12       | 26,370              | Order u/s 143(3) rws 153A of the Income Tax Act (Block Assessment)  | Appeal filed against the order, which is pending before the CIT (Appeals) – III, Kochi   |
| 15.     | 2012-13         | 63,72,070           | Order u/s 143(3) rws 153A of the Income Tax Act (Block Assessment)  | Appeal filed against the order, which is pending before the CIT (Appeals) – III, Kochi   |
| 16.     | 2013-14         | -                   | Order u/s 143(3) rws 153A of the Income Tax Act (Block Assessment)  | Appeal filed against the order, which is pending before the CIT (Appeals) – III, Kochi   |
| 17.     | 2014-15         | 1,50,76,100         | Order u/s 143(3) rws 153A of the Income Tax Act   | Appeal filed against the order, which is pending before the CIT (Appeals) – III, Kochi   |

| Sl. No. | Assessment Year | Amount Involved (₹) | Nature of Demand   | Status   |
|---------|-----------------|---------------------|--|--|
|         |                 |                     | (Block Assessment)   |  |
| 18.     | 2015-16         | 2,15,71,830         | Order u/s 143(3) rws 153A of the Income Tax Act (Block Assessment) | Appeal filed against the order, which is pending before the CIT (Appeals) – III, Kochi |
| 19.     | 2016-17         | -                   | Order u/s 143(3) rws 153A of the Income Tax Act (Block Assessment) | Appeal filed against the order, which is pending before the CIT (Appeals) – III, Kochi |
| 20.     | 2017-18         | -                   | Order u/s 143(3) rws 153A of the Income Tax Act (Block Assessment) | Appeal filed against the order, which is pending before the CIT (Appeals) – III, Kochi |

2. Thomas George Muthoot

| Sl. No. | Assessment Year | Amount Involved (₹) | Nature of Demand  | Status  |
|---------|-----------------|---------------------|---|---|
| 1.      | 2003-04         | 1,28,93,540         | Demand under Section 30 of the Wealth Tax Act, 1957   | Appeal pending before CWT (Appeals)/ Kochi  |
| 2.      | 2004-05         | 1,20,88,299         | Demand under Section 30 of the Wealth Tax Act.  | Appeal pending before CWT (Appeals) / Kochi.  |
| 3.      | 2005-06         | 1,11,97,107         | Demand under Section 30 of the Wealth Tax Act.  | Appeal pending before CWT (Appeals) / Kochi.  |
| 4.      | 2005-06         | 9,53,71,446         | Order under Section 143 (3) of the Income Tax Act and disallowance under Section 40(a)(ia) of the Income Tax Act. | Appeal dismissed by ITAT / Kochi Bench by order dated August 12, 2011   |
| 5.      | 2006-07         | 1,02,15,920         | Demand under Section 30 of the Wealth Tax Act.  | Appeal pending before CWT (Appeals) / Kochi   |
| 6.      | 2006-07         | 1,43,54,083         | Penalty under Section 271 C of the Income Tax Act.  | Penalty was dismissed by the ITAT Kochi vide its order dated September 24, 2014. The department appealed before the High Court of Kerala and the same was allowed. Special Leave Petition has been filed by Thomas George Muthoot in this regard and the same has been admitted by Supreme Court. |
| 7.      | 2006-07         | 7,53,51,608         | Order under Section 143(3) and 143(4) and disallowance under Section 40(a)(ia) of the Income Tax Act.             | Appeal was dismissed by ITAT/ Kochi and the Honorable High Court of Kerala vide orders dated August 28, 2014 and July 03, 2014 respectively. Special Leave Petition has been filed by the assessee in this regard   |



| Sl. No. | Assessment Year | Amount Involved (₹) | Nature of Demand  | Status  |
|---------|-----------------|---------------------|---|---|
|         |                 |                     |   | and the same has been admitted by Supreme Court of India.   |
| 8.      | 2007-08         | 91,86,170           | Wealth tax  | Appeal pending before CWT (Appeals) / Kochi.  |
| 9.      | 2007-08         | 2,69,12,085         | Order under Section 143(3) and 143(4) and disallowance under Section 40(a)(ia) of the Income Tax Act. | Appeal was dismissed by ITAT/ Kochi and the Honorable High Court of Kerala vide orders dated August 28, 2014 and July 03, 2014 respectively. Special Leave Petition has been filed by the assessee in this regard and the same has been admitted by Supreme Court of India. |
| 10.     | 2008-09         | 1,41,680            | Demand under Section 154 of the Income Tax Act.   | Appeal pending before CIT (A) / Kochi   |
| 11.     | 2011-12         | -                   | Order under Section 143(3) of the Income Tax Act.   | Appeal pending before CIT (A) / Kochi   |
| 12.     | 2012-13         | -                   | Order u/s 143 (3) - Disallowance u/s 14 A   | Appeal against order of the DCIT /Circle-1/Tvla. Pending before CIT (A)/Kochi.  |
| 13.     | 2013-14         | -                   | Order u/s 143 (3) - Disallowance u/s 14 A   | Appeal against order of the Assistant CIT /Circle-1, Thiruvalla, pending before CIT (A), Kochi  |
| 14.     | 2011-12         | 483,750             | Order u/s 143(3) rws 153A of the Income Tax Act (Block Assessment)                                    | Appeal filed against the order, which is pending before the CIT (Appeals) – III, Kochi  |
| 15.     | 2012-13         | 1,11,68,000         | Order u/s 143(3) rws 153A of the Income Tax Act (Block Assessment)                                    | Appeal filed against the order, which is pending before the CIT (Appeals) – III, Kochi  |
| 16.     | 2013-14         | 45,02,360           | Order u/s 143(3) rws 153A of the Income Tax Act (Block Assessment)                                    | Appeal filed against the order, which is pending before the CIT (Appeals) – III, Kochi  |
| 17.     | 2014-15         | 3,28,62,750         | Order u/s 143(3) rws 153A of the Income Tax Act (Block Assessment)                                    | Appeal filed against the order, which is pending before the CIT (Appeals) – III, Kochi  |
| 18.     | 2015-16         | 2,84,92,810         | Order u/s 143(3) rws 153A of the Income Tax Act (Block Assessment)                                    | Appeal filed against the order, which is pending before the CIT (Appeals) – III, Kochi  |
| 19.     | 2016-17         | 12,01,195           | Order u/s 143(3) rws 153A of the Income Tax Act (Block Assessment)                                    | Appeal filed against the order, which is pending before the CIT (Appeals) – III, Kochi  |
| 20.     | 2017-18         | -                   | Order u/s 143(3) rws 153A of the Income Tax Act (Block Assessment)                                    | Appeal filed against the order, which is pending before the CIT (Appeals) – III, Kochi  |

### 3. Thomas Muthoot

| Sl. No. | Assessment Year | Amount Involved (₹) | Nature of Demand                                   | Status   |
|---------|-----------------|---------------------|--|--|
| 1.      | 2005-06         | 18,18,200           | Penalty under Section 271 C of the Income Tax Act. | Penalty was dismissed by ITAT Kochi vide order dated August 24, 2014. The department had appealed before the Honorable High Court of Kerala and the same was admitted. In this regard, Special Leave Petition has been filed |

| Sl. No. | Assessment Year | Amount Involved (₹) | Nature of Demand   | Status   |
|---------|-----------------|---------------------|--|--|
|         |                 |                     |  | in Supreme Court of India and the same has been admitted.  |
| 2.      | 2005-06         | 1,06,17,873         | Order under Section 143(3) of the Income Tax Act and disallowance under Section 40(a)(ia) of the Income Tax Act. | Appeal was dismissed by ITAT /Kochi and Honorable High Court of Kerala by orders dated August 28, 2014 and July 03, 2015 respectively. In this regard, Special Leave Petition has been filed in the Supreme Court of India and the same has been admitted.                                       |
| 3.      | 2006-07         | 15,69,664           | Penalty under Section 271 C of the Income Tax Act.   | The Honorable High Court by order dated July 03, 2015 allowed the appeal filed by the Revenue against the order of the ITAT Kochi. In this regard Special Leave Petition has been filed by the assessee in the Supreme Court of India and the same has been admitted.                            |
| 4.      | 2006-07         | 83,09,102           | Order under Section 143(3) of the Income Tax Act.  | Appeal was dismissed by ITAT /Kochi and Hon. High Court of Kerala by orders dated August 28, 2014 and July 03, 2015 respectively. In this regard, Special Leave Petition has been filed in the Supreme Court of India and the same has been admitted.  |
| 5.      | 2007-08         | 30,60,400           | Penalty under Section 271 C of the Income Tax Act.   | Penalty was dismissed by ITAT Kochi by order dated September 09, 2014. The department had gone on appeal before the Honorable High Court of Kerala and the same was allowed. In this regard, Special Leave Petition has been filed in the Supreme Court of India and the same has been admitted. |
| 6.      | 2007-08         | 1,29,78,162         | Order under Section 143(3) of the Income Tax Act.  | Appeal was dismissed by ITAT /Kochi and Honorable High Court of Kerala by orders dated August 28, 2014 and July 03, 2015 respectively. In this regard, Special Leave Petition has been filed in the Supreme Court of India and the same has been admitted.                                       |
| 7.      | 2008-09         | 9,29,923            | Order under Section 271(1) C of the Income Tax Act.  | Appeal pending before CIT (A) / Kochi.   |
| 8.      | 2008-09         | 1,23,370            | Order under Section 143(3) of the Income Tax Act.  | Appeal pending before CIT (A) / Kochi.   |
| 9.      | 2011-12         | -                   | Order under Section 143(3) of the Income Tax Act.  | Appeal pending before CIT (A) / Kochi.   |
| 10.     | 2012-13         | -                   | Order u/s 143(3) - Disallowance u/s.14 A of the Income Tax Act, 1961.  | Appeal against order passed by DCIT, Circle-1, Thiruvalla, pending before CIT (A), Kochi.  |
| 11.     | 2013-14         | -                   | Order u/s 143(3) - Disallowance u/s.14 A of Income Tax Act, 1961.  | Appeal against order passed by Assistant CIT /Circle-1, Thiruvalla, pending before CIT (A), Kochi.   |
| 12.     | 2011-12         | -                   | Order u/s 143(3) rws 153A of the Income Tax Act (Block Assessment)   | Appeal filed against the order, which is pending before the CIT (Appeals) – III, Kochi   |

| Sl. No. | Assessment Year | Amount Involved (₹) | Nature of Demand   | Status   |
|---------|-----------------|---------------------|--|--|
| 13.     | 2012-13         | -                   | Order u/s 143(3) rws 153A of the Income Tax Act (Block Assessment) | Appeal filed against the order, which is pending before the CIT (Appeals) – III, Kochi |
| 14.     | 2013-14         | 84,70,010           | Order u/s 143(3) rws 153A of the Income Tax Act (Block Assessment) | Appeal filed against the order, which is pending before the CIT (Appeals) – III, Kochi |
| 15.     | 2014-15         | 3,11,48,770         | Order u/s 143(3) rws 153A of the Income Tax Act (Block Assessment) | Appeal filed against the order, which is pending before the CIT (Appeals) – III, Kochi |
| 16.     | 2015-16         | 3,14,11,810         | Order u/s 143(3) rws 153A of the Income Tax Act (Block Assessment) | Appeal filed against the order, which is pending before the CIT (Appeals) – III, Kochi |
| 17.     | 2016-17         | 3,76,50,585         | Order u/s 143(3) rws 153A of the Income Tax Act (Block Assessment) | Appeal filed against the order, which is pending before the CIT (Appeals) – III, Kochi |
| 18.     | 2017-18         | 54,84,474           | Order u/s 143(3) rws 153A of the Income Tax Act (Block Assessment) | Appeal filed against the order, which is pending before the CIT (Appeals) – III, Kochi |
| 19.     | 2011-12         | 23,000              | Penalty u/s 271 (1) (c) for the AY 2011-12                         | Appeal filed against the order, which is pending before the CIT (Appeals) – III, Kochi |
| 20.     | 2013-14         | 175,000             | Penalty u/s 271 (1) (c) for the AY 2013-14                         | Appeal filed against the order, which is pending before the CIT (Appeals) – III, Kochi |

#### **IV. Litigations involving Group Companies**

##### **A. Civil proceedings involving the Group Companies**

##### **MPG Hotels & Infrastructure Ventures Private Limited (“MPG Hotels”)**

1. The Company issued a purchase order to R K Sales, a proprietary concern for the supply of doors, wardrobe, etc. for its 5 star hotel at Trivandrum. The said party supplied defective goods which it agreed to replace as per communications with MPG Hotels. However, the replaced goods were also defective and hence MPG Hotels procured the goods from other suppliers. Since the party supplied inferior quality goods, MPG Hotels did not pay for the said goods. The party filed a claim petition before UP State Micro & Small Enterprises Facilitation Council and preliminary objection was filed by MPG Hotels. However, pending conciliation, the Council passed an order directing to pay an amount of ₹ 92,69,453 and an interest of ₹ 97,89,300.41, aggregating to a total of ₹ 1,90,58,753.41. Aggrieved by the said award, MPG Hotels has filed the Writ Petition. The order of the council is stayed by the Allahabad, High Court. The matter is pending for hearing and disposal.
2. MPG Hotels built a software complex Muthoot Technopolis within the Cochin Special Economic Zone Authority (“CSEZA”), wherein software companies are the occupants. CSEZA is the distribution licensee for electricity supply. MPG Hotels was to provide electricity supply connections to sub-lessee/purchasers in Muthoot Technopolis and to collect charges. At all times the MPG Hotels performed as per the conditions laid down by CSEZA. This licensee CSEZA has no case that, MPG Hotels violated any of the conditions stipulated therein. As required by the licensee and as insisted, MPG Hotels shared electricity from High Tension (“HT”) electric connection with the subleases/purchasers of Muthoot Technopolis. The licensee never asked MPG Hotels to collect electricity duty @ 10% of energy charges from the subleases / purchasers and never required

MPG Hotels to remit it to the licensee or to the state government. The licensee collected electricity duty at HT rates for the entire consumption of electricity metered at the point of supply. As a consumer of HT electricity under CSEZA distribution licensee, MPG Hotels did everything as required by the licensee only. Thereby, MPG Hotels is not at all liable to pay electricity duty applicable to Low Tension ("LT") electricity supply which was never used by MPG Hotels and which was used by others as required by the licensee. A demand notice for ₹ 91,09,820.00 towards electricity duty arrears for the period from 04-2011 to 03-2016 dated 02-03-2017 has been issued to MPG Hotels. A writ petition has been filed by MPG Hotels praying to quash the demand notice and notice of disconnection. The court has stayed the operation of the notice of disconnection. Matter is currently pending.

## B. Criminal proceedings involving the Group Companies

### Muthoot Microfinance Limited ("MML")

1. A first information report ("FIR") was filed by MML, on October 07, 2017 in relation to an alleged robbery that took place on October 06, 2017, wherein the perpetrator seized, *inter alia*, cash amounting to 0.30 lakh from the complainant. The charge sheet on the matter was submitted by the investigating officer before the Court of Judicial Magistrate of First Class, Konark on November 30, 2017. This matter is currently pending.
2. Another FIR was filed by MML on December 26, 2017 in relation to an alleged robbery of cash amounting to ₹0.60 lakh, that took place on December 21, 2017. This matter is currently pending.
3. A FIR was filed by MML on March 07, 2017, in relation to an alleged fraudulent misappropriation of funds amounting to ₹8.50 lakh. The charge sheet on the matter was submitted by the investigating officer before the Court of Judicial Magistrate, Nanguneri on May 15, 2017. This matter is currently pending.
4. A FIR was filed by MML on April 07, 2018, in relation to an alleged robbery that took place at the MML office located near one of MML's branches, wherein the perpetrators took, *inter alia*, cash amounting to ₹3.40 lakh collected by the debt collection officers of MML from certain women self-help groups. This matter is currently pending.
5. A FIR was filed by MML on December 03, 2016, in relation to fraudulent misappropriation of loan repayment amounts collected from certain self-help groups, aggregating to ₹19.70 lakh by a former employee of MML. This matter is currently pending.
6. A police complaint was filed by MML on October 27, 2016, against a former relationship officer of MML, in relation to an alleged misappropriation of funds amounting to ₹14 lakh. Subsequently, a petition was filed by MML before the Madurai Bench of the Madras High Court ("Madurai Bench"), wherein MML has sought a direction to the Inspector of Police, District Crime Branch, Virudhunagar District ("Inspector of Police"), to register a case on the basis of MML's complaint. The Madurai Bench has, by way of its order dated November 28, 2016, directed the Inspector of Police to expedite the enquiry in the matter and complete the same within a period of two weeks from the date of receipt of a copy of the order. This matter is currently pending.
7. A FIR was registered by MML on November 29, 2017, against certain former group loan recovery staff members working in one of MML's branches. The three suspects had between the period November, 2016 and June, 2017, allegedly misused and misappropriated an amount of ₹6.10 lakh collected from the borrowers, instead of depositing the money with MML. This matter is currently pending.
8. A FIR was registered by MML on December 25, 2017, against certain former employees of MML. The suspects had during their employment with MML, allegedly sanctioned loans to the members without actually giving them the money and had recovered the loans from a few members but had not deposited the money to MML, thereby misusing and misappropriating an amount of ₹13.3 lakh. This matter is currently pending.
9. A police complaint was filed by MML on March 14, 2018, against certain former relationship officers of MML, who had allegedly collected amounts aggregating to ₹0.80 lakh from the associations of MML but did not deposit the money to MML. This matter is currently pending.

10. A police complaint was filed by MML, on February 24, 2018, against certain former officials of MML, in relation to an alleged fraudulent misappropriation of funds aggregating to ₹6.20. This matter is currently pending.
11. A police complaint was filed by MML, on December 15, 2017 against certain former officials of MML, in relation to an alleged fraudulent misappropriation of funds amounting to ₹3.70 lakh. This matter is currently pending.
12. A police complaint was filed by MML, on April 04, 2018 against certain former officials of MML and a third person, in relation to an alleged fraudulent collection of commission amounting to INR 0.78 million. This matter is currently pending.
13. Another FIR was filed by MML on July 07, 2018 in relation to an alleged theft of cash amounting to INR 0.49 million, that took place on July 06, 2018 This matter is currently pending.
14. A police complaint was filed by MML, on January 08, 2019 against certain former officials of MML, in relation to an alleged fraudulent misappropriation of funds amounting to INR0.56 million. This matter is currently pending.
15. A police complaint was filed by MML, on July 25, 2020 FIR registered against a former official of MML, in relation to alleged misappropriation of cash amounting to INR0.438 million. This matter is currently pending.
16. A police complaint was filed by MML, on June 20, 2020 FIR registered in relation to alleged robbery of RO's bag by unknown while returning after collection which involves cash amounting to Rs. INR 0.028 million. This matter is currently pending.
17. A police complaint was filed by MML, on July 08, 2020 FIR registered in relation to alleged robbery of RO's bag by unknown while returning after collection which involves cash amounting to Rs. INR 0.037 million. This matter is currently pending.
18. A police complaint filed by MML, on July 03, 2020 FIR registered against former official of MML, in relation to alleged misappropriation of cash amounting to Rs. INR 0.082 million. This matter is currently pending.
19. A police complaint filed by MML, on June 20, 2020 against former official of MML, in relation to alleged misappropriation of cash amounting to Rs. INR 0.024 million. This matter is currently pending.
20. A complaint was filed by MML in CJM Court and FIR registered in relation to alleged robbery of amounts by badly hitting the RO with motor cycle by a group of unknown people while returning after collection which involves cash amounting to Rs. INR 0.064 million. This matter is currently pending.
21. A police complaint filed by MML, on February 02, 2020 and FIR registered in relation to alleged robbery of amounts by snatching the bag of RO by a group of unknown people while returning after collection, which involves cash amounting to Rs. INR 0.015 million, a mobile and a bike. This matter is currently pending.
22. A complaint was filed by MML in Magistrate Court and FIR registered in relation to alleged robbery of amounts by snatching the bag of RO by a group of unknown people while returning after collection, which involves cash amounting to Rs. INR 0.045 million. This matter is currently pending.

## **V. Litigations by and against our Promoters**

Except as disclosed below, there are no other outstanding important legal proceedings involving our Promoters.

### ***(a) Criminal Proceedings***

Since our Promoters, Mr. Thomas Muthoot, Mr. Thomas John Muthoot and Mr. Thomas George Muthoot are also directors of our Company, please refer to the section of Criminal proceedings against our Directors on page 420.

### ***(b) Civil proceedings***

Since our Promoters, Mr. Thomas Muthoot, Mr. Thomas John Muthoot and Mr. Thomas George Muthoot are also directors of our Company, please refer to the section of Civil proceedings against our Directors on page 420.

### ***(c) Tax proceedings***

Since our Promoters, Mr. Thomas Muthoot, Mr. Thomas John Muthoot and Mr. Thomas George Muthoot are also directors of our Company, please refer to the section of Tax proceedings against our Directors on page 421.

- VI.** Details of inquiries, inspections or investigations initiated or conducted under the Companies Act, 1956 or the Companies Act, 2013 against our Company and its Subsidiaries in the last three years along with Section wise details of prosecutions filed (whether pending or not), fines imposed or compounding of offences against our Company and its Subsidiaries in the last three years.

NIL

- VII.** Details of litigation or legal action pending or taken by any ministry or government department or statutory authority against our Promoter during the last five years and any direction issued by any such ministry or department or statutory authority upon conclusion of such litigation or legal action, as on date of this Prospectus.

NIL

- VIII.** Details of default, if any, including therein the amount involved, duration of default and present status, in repayment of statutory dues; debentures and interests thereon; deposits and interest thereon; and loan from any bank or financial institution and interest thereon.

NIL

- IX.** Summary of reservations, qualifications or adverse remarks of auditors in the last five Fiscals immediately preceding the year of circulation of this offer letter and of their impact on the financial statements and financial position of our Company and the corrective steps taken and proposed to be taken by our Company for each of the said reservations or qualifications or adverse remarks.

NIL

- X.** Details of acts of material frauds committed against the Company in the last five years, if any, and if so, the action taken by the Company in response.

There have been instances of fraud, which are inherent in the nature of the business of the Company. However, there is no material fraud committed against the Company in the last five Fiscals. The total amount involved in all acts of fraud committed against the Company in the last five Fiscals is set forth below:

(₹ in lakhs)

| <b>Fiscal 2020</b>                             | <b>Fiscal 2019</b>                             | <b>Fiscal 2018</b>                              | <b>Fiscal 2017</b>                              | <b>Fiscal 2016</b>                              |
|--|--|---|---|---|
| 90 cases of fraud aggregating to ₹247.22 lakhs | 65 cases of fraud aggregating to ₹175.03 lakhs | 723 cases of fraud aggregating to ₹209.91 lakhs | 837 cases of fraud aggregating to ₹199.01 lakhs | 995 cases of fraud aggregating to ₹264.37 lakhs |

In light of the frauds committed against the Company, the recruitment policy and related systems of the Company have been reviewed and a series of checks and balances such as panel evaluation before recruitment, antecedent/background verification of a candidate and police verification have also been introduced. The Company has also strengthened its internal audit system to minimise the instances of internal frauds. Further, the Company has taken several steps to increase the security at its branches, including installation of burglar alarms, surveillance systems and deployment of emergency response team.

## REGULATIONS AND POLICIES

*The regulations summarized below are not exhaustive and are only intended to provide general information to Investors and are neither designed nor intended to be a substitute for any professional legal advice. Taxation statutes such as the IT Act, GST laws (including CGST, SGST and IGST) and applicable local sales tax statutes, labour regulations such as the Employees State Insurance Act, 1948 and the Employees Provident Fund and Miscellaneous Provisions, Act, 1952, and other miscellaneous regulations such as the Trade Marks Act, 1999 and applicable Shops and Establishments statutes apply to us as they do to any other Indian company and therefore have not been detailed below.*

*The following description is a summary of certain sector specific laws and regulations in India, which are applicable to our Company. The information detailed in this chapter has been obtained from publications available in the public domain. The regulations set out below may not be exhaustive and are only intended to provide general information to the investors and are neither designed nor intended to substitute for professional legal advice. The statements below are based on the current provisions of the Indian law, and the judicial and administrative interpretations thereof, which are subject to change or modification by subsequent legislative, regulatory, administrative or judicial decisions.*

The major regulations governing our Company are detailed below:

We are a non-deposit taking (which does not accept public deposits), systemically important, NBFC. As such, our business activities are regulated by RBI Regulations applicable to non-public deposit accepting NBFCs (“**NBFC-ND**”).

As at February 17, 2020, the RBI issued an updated *Master Direction - Non-Banking Financial Company - Systemically Important Non-Deposit taking Company and Deposit taking Company (Reserve Bank) Directions, 2016*, dated September 1, 2016 (as updated from time to time) applicable to all NBFC-NDSI’s.

### Regulations governing NBFCs

As per the RBI Act, a financial institution has been defined as a company which includes a non-banking institution carrying on as its business or part of its business the financing activities, whether by way of making loans or advances or otherwise, of any activity, other than its own and it is engaged in the activities of loans and advances, acquisition of shares/stock/bonds/debentures/securities issued by the Government of India or other local authorities or other marketable securities of like nature, leasing, hire-purchase, insurance business, chit business but does not include any institution whose principal business is that of carrying out any agricultural or industrial activities or the sale/purchase/construction of immovable property.

As per prescribed law any company that carries on the business of a non-banking financial institution as its ‘principal business’ is to be treated as an NBFC. The term ‘principal business’ has not been defined in any statute, however, RBI has clarified through a press release (Ref. No. 1998-99/1269) issued in 1999, that in order to identify a particular company as an NBFC, it will consider both the assets and the income pattern as evidenced from the last audited balance sheet of the company to decide a company’s principal business. The company will be treated as an NBFC if its financial assets are more than 50 per cent of its total assets (netted off by intangible assets) and income from financial assets should be more than 50 per cent of the gross income. Both these tests are required to be satisfied in order to determine the principal business of a company.

Every NBFC is required to submit to the RBI a certificate, from its statutory auditor within one month from the date of finalisation of the balance sheet and in any case, not later than 30<sup>th</sup> December of that year, stating that it is engaged in the business of non-banking financial institution requiring it to hold a certificate of registration.

NBFCs are primarily governed by the RBI Act, the Master Direction – Non-Banking Financial Company – Non-Systematically Important Non-Deposit taking Company (Reserve Bank) Directions, 2016, Peer to Peer Lending Platform (Reserve Bank) Directions, 2017 (“**Peer to Peer Regulations**”), Reserve Bank Commercial Paper Directions, 2017 (“**Commercial Papers Directions**”) and the Non-Banking Financial Companies Acceptance of Public Deposits (Reserve Bank) Directions, 2016. In addition to these regulations, NBFCs are also governed by various circulars, notifications, guidelines and directions issued by the RBI from time to time.

Although by definition, NBFCs are permitted to operate in similar sphere of activities as banks, there are a few



important and key differences. The most important distinctions are:

- An NBFC cannot accept deposits repayable on demand – in other words, NBFCs can only accept fixed term deposits. Thus, NBFCs are not permitted to issue negotiable instruments, such as cheques which are payable on demand; and
- NBFCs are not allowed to deal in foreign exchange, even if they specifically apply to the RBI for approval in this regard, unless they have received an Authorised Dealer Category II licence from the RBI.

Section 45-IA of the RBI Act makes it mandatory for every NBFC to get itself registered with the Reserve Bank in order to be able to commence any of the aforementioned activities.

Further, an NBFC may be registered as a deposit accepting NBFC (“**NBFC-D**”) or as a non-deposit accepting NBFC (“**NBFC-ND**”). NBFCs registered with RBI are further classified as:

- Asset finance companies;
- Investment companies;
- Systemically Important Core Investment Company;
- Loan companies and/or
- Infrastructure finance companies.
- Infrastructure debt fund - NBFCs;
- NBFC - micro finance institutions;
- NBFC –Factors;
- Mortgage guarantee companies;
- NBFC- non-operative financial holding company; and
- Non-Banking Financial Company-Peer to Peer Lending Platform.

The Company has been classified as an NBFC-ND-SI.

#### *Systemically Important NBFC-NDs*

As per the NBFC Master Directions, the revised the threshold for defining systemic significance for NBFCs-ND in the light of the overall increase in the growth of the NBFC sector. NBFCs-ND-SI will henceforth be those NBFCs-ND which have asset size of ₹50,000 lakh and above as per the last audited balance sheet. Moreover, as per this amendment, all NBFCs-ND with assets of ₹50,000 lakh and above, irrespective of whether they have accessed public funds or not, shall comply with prudential regulations as applicable to NBFCs-ND-SI. NBFCs-ND-SI is required to comply with conduct of business regulations if customer interface exists.

All systemically important NBFCs are required to maintain a minimum Capital to Risk-Weighted Assets Ratio of 15 per cent.

#### *Rating of NBFCs*

Pursuant to the RBI circular DNBS (PD) CC. No.134/03.10.001/2008-2009 dated February 4, 2009, all NBFCs - ND-SI are required to, as per RBI instructions to, furnish information about downgrading or upgrading of the assigned rating of any financial product issued by them within 15 days of a change in rating.

#### *Prudential Norms*

The RBI Master Circular on Non-Banking Financial Company – Systemically Important Non-Deposit taking Company (Reserve Bank) Directions, 2016 (“**ND-SI-Directions**”), amongst other requirements prescribe guidelines on NBFC-ND regarding income recognition, asset classification, provisioning requirements, constitution of audit committee, capital adequacy requirements, concentration of credit/investment and norms relating to infrastructure loans. The ND-SI-Directions state that the credit/ investment norms shall not apply to a systemically important non-banking financial company not accessing public funds in India, either directly or indirectly, and not issuing guarantees.

### *Corporate governance norms*

As per the ND-SI-Directions, all NBFC-ND-SI are required to adhere to certain corporate governance norms, including constitution of an audit committee, a nomination committee, an asset liability management committee and risk management committee. The NBFC-ND-SIs are also required to constitute asset liability management support group which shall be responsible for analysing, monitoring and reporting the liquidity risk profile to the asset liability management committee. NBFCs are required to furnish to the RBI a quarterly statement on change of directors, and a certificate from the managing director of the NBFC that fit and proper criteria in selection of the directors has been followed. Further, all applicable NBFCs shall have to frame their internal guidelines on corporate governance with the approval of its board of directors, enhancing the scope of the guidelines without sacrificing the spirit underlying the above guidelines and it shall be published on the company's web-site, if any, for the information of various stakeholders. NBFC-ND-SIs are mandatorily required to rotate the partner/s of the chartered accountant firm conducting its audit, every three years so that same partner does not conduct audit of such NBFC-ND-SI continuously for more than a period of three years. However, the partner so rotated shall be eligible for conducting the audit of the such NBFC-ND-SI after an interval of three years, if so decided by the NBFC-ND-SI. RBI has also mandated the NBFC-ND-SIs to have a policy to ascertain the 'fit and proper criteria' at the time of appointment of directors and on a continuing basis.

### *Provisioning Requirements*

An NBFC-ND, after taking into account the time lag between an account becoming non-performing, its recognition, the realisation of the security and erosion overtime in the value of the security charged, shall make provisions against sub-standard assets, doubtful assets and loss assets in the manner provided for in the Prudential Norms Directions.

In the interests of counter cyclicity and so as to ensure that NBFCs create a financial buffer to protect them from the effect of economic downturns, RBI vide their circular no. DNBS.PD.CC. No.207/ 03.02.002 /2010-11 dated January 17, 2011, introduced provisioning for Standard Assets by all NBFCs. NBFCs are required to make a general provision at 0.25 per cent of the outstanding standard assets. RBI vide their circular no. DNBR (PD) CC No. 037/03.01.001/2014-15 dated June 11, 2015 raised the provision for standard assets to 0.40 per cent to be met by March 2018. The provisions on standard assets are not reckoned for arriving at Net NPAs. The provisions towards Standard Assets are not needed to be netted from gross advances but shown separately as 'Contingent Provisions against Standard Assets' in the balance sheet. NBFCs are allowed to include the 'General Provisions on Standard Assets' in Tier II Capital which together with other 'general provisions/ loss reserves' will be admitted as Tier II Capital only up to a maximum of 1.25 per cent of the total risk-weighted assets.

### *Capital Adequacy Norms*

Every systemically important NBFC-ND is required to maintain, with effect from April 1, 2007, a minimum capital ratio consisting of Tier I and Tier II Capital of not less than 15 per cent of its aggregate risk weighted assets on balance sheet and of risk adjusted value of off-balance sheet items is required to be maintained. Also, the total of the Tier II Capital of a NBFC-MFI shall not exceed 100 per cent of the Tier I Capital.

*Tier-I Capital*, has been defined in the ND-SI Directions as, owned funds as reduced by investment in shares of other NBFCs and in shares, debentures, bonds, outstanding loans and advances including hire purchase and lease finance made to and deposits with subsidiaries and companies in the same group exceeding, in aggregate, 10 per cent of the owned fund and perpetual debt instruments issued by a systemically important NBFC-ND in each year to the extent it does not exceed 15 per cent of the aggregate Tier I Capital of such company as on 31<sup>st</sup> March of the previous accounting year.

*Owned Funds*, has been defined in the ND-SI Directions as, paid-up equity capital, preference shares which are compulsorily convertible into equity, free reserves, balance in share premium account; capital reserve representing surplus arising out of sale proceeds of asset, excluding reserves created by revaluation of assets; less accumulated loss balance, book value of intangible assets and deferred revenue expenditure, if any.

*Tier - II Capital*, has been defined in the ND-SI Directions, includes the following (a) preference shares other than those which are compulsorily convertible into equity; (b) revaluation reserves at discounted rate of 55 per cent; (c) general provisions (including that for standard assets) and loss reserves to the extent these are not attributable to actual diminution in value or identifiable potential loss in any specific asset and are available to meet unexpected losses, to the extent of one-and-one-fourth per cent of risk weighted assets; (d) hybrid debt capital instruments;

and (e) subordinated debt to the extent the aggregate does not exceed Tier - I capital; and (f) perpetual debt instrument issued by a systemically important NBFC-ND, which is in excess of what qualifies for Tier I Capital to the extent that the aggregate Tier-II capital does not exceed 15 per cent of the Tier -I capital.

*Hybrid debt* means, capital instrument, which possess certain characteristics of equity as well as debt.

*Subordinated debt* means a fully paid up capital instrument, which is unsecured and is subordinated to the claims of other creditors and is free from restrictive clauses and is not redeemable at the instance of the holder or without the consent of the supervisory authority of the NBFC. The book value of such instrument is subjected to discounting as prescribed.

#### *Exposure Norms*

In order to ensure better risk management and avoidance of concentration of credit risks, the RBI has, in terms of the Master Direction, prescribed credit exposure limits for NBFC-ND-SI (except for NBFC-MFIs with asset size of ₹ 500 crore and above) in respect of their lending to single/ group borrowers. Credit exposure to a single borrower shall not exceed 15 per cent of the owned funds of the systemically important NBFC-ND, while the credit exposure to a single group of borrowers shall not exceed 25 per cent of the owned funds of the systemically important NBFC-ND. Further, the systemically important NBFC-ND may not invest in the shares of another company exceeding 15 per cent of its owned funds, and in the shares of a single group of companies exceeding 25 per cent of its owned funds. However, this prescribed ceiling shall not be applicable on a NBFC-ND-SI for investments in the equity capital of an insurance company to the extent specifically permitted by the RBI. Any NBFC-ND-SI not accessing public funds, either directly or indirectly may make an application to the RBI for modifications in the prescribed ceilings Any systemically important NBFC-ND classified as asset finance company by RBI, may in exceptional circumstances, exceed the above ceilings by 5% of its owned fund, with the approval of its Board of Directors. The loans and investments of the systemically important NBFC-ND taken together may not exceed 25% of its owned funds to or in single party and 40% of its owned funds to or in single group of parties. A systemically important ND-NBFC may, make an application to the RBI for modification in the prescribed ceilings.

#### *Asset Classification*

The Prudential Norms Directions require that every NBFC shall, after taking into account the degree of well-defined credit weaknesses and extent of dependence on collateral security for realisation, classify its lease/hire purchase assets, loans and advances and any other forms of credit into the following classes:

- Standard assets;
- Sub-standard Assets;
- Doubtful Assets; and
- Loss assets

Further, such class of assets would not be entitled to be upgraded merely as a result of rescheduling, unless it satisfies the conditions required for such upgradation. At present every NBFC is required to make a provision for standard assets at 0.40 per cent.

#### *Other stipulations*

All NBFCs are required to frame a policy for demand and call loan that includes provisions on the cut-off date for recalling the loans, the rate of interest, periodicity of such interest and periodical reviews of such performance.

The prudential norms also specifically prohibit NBFCs from lending against its own shares.

#### *Net Owned Fund*

Section 45-IA of the RBI Act provides that to carry on the business of a NBFC, an entity would have to register as an NBFC with the RBI and would be required to have a minimum net owned fund of ₹200 lakh. For this purpose, the RBI Act has defined “net owned fund” to mean:

*Net Owned Fund - The aggregate of the paid-up equity capital and free reserves as disclosed in the latest balance sheet of the company, after deducting (i) accumulated balance of losses, (ii) deferred revenue expenditure, (iii)*

*deferred tax asset (net); and (iv) other intangible assets; and further reduced by the amounts representing,*

- (i) investment by such companies in shares of (i) its subsidiaries, (ii) companies in the same group, (iii) other NBFCs; and
- (ii) the book value of debentures, bonds, outstanding loans and advances (including hire purchase and lease finance) made to, and deposits with (i) subsidiaries of such companies; and (ii) companies in the same group, to the extent such amount exceeds 10 per cent of (a) above.

According to ND-SI Directions a non-banking financial company holding a certificate of registration issued by the RBI and having net owned fund of less than ₹200 lakh may continue to carry on the business of non-banking financial institution, if such company achieves net owned fund of ₹ 20 million before April 1, 2017.

#### *Reserve Fund*

In addition to the above, Section 45-IC of the RBI Act requires NBFCs to create a reserve fund and transfer therein a sum of not less than 20% of its net profits earned annually before declaration of dividend. Such a fund is to be created by every NBFC irrespective of whether it is a ND NBFC or not. Such sum cannot be appropriated by the NBFC except for the purpose as may be specified by the RBI from time to time and every such appropriation is required to be reported to the RBI within 21 days from the date of such appropriation.

#### *Maintenance of liquid assets*

The RBI through notification dated January 31, 1998, as amended has prescribed that every NBFC shall invest and continue to invest in unencumbered approved securities valued at a price not exceeding the current market price of such securities an amount which shall, at the close of business on any day be not less than 10% in approved securities and the remaining in unencumbered term deposits in any scheduled commercial bank; the aggregate of which shall not be less than 15% of the public deposit outstanding at the last working day of the second preceding quarter.

NBFCs such as the Company, which do not accept public deposits, are subject to lesser degree of regulation as compared to a NBFC-D and are governed by the RBI's Non- Deposit Accepting Companies Directions.

An NBFC-ND is required to inform the RBI of any change in the address, telephone no's, etc. of its Registered Office, names and addresses of its directors/auditors, names and designations of its principal officers, the specimen signatures of its authorised signatories, within one month from the occurrence of such an event. Further, an NBFC-ND would need to ensure that its registration with the RBI remains current.

#### *Liquidity Risk Management*

RBI has mandated non-deposit taking NBFC-SIs and all deposit taking NBFCs (irrespective of their asset size), save and except, Type 1 NBFC-NDs (i.e. NBFCs not accepting public funds/ not intending to accept public funds in the future and not having customer interface/not intending to have customer interface in the future), non-operating financial holding companies and standalone primary dealers, to comply with the liquidity risk management guidelines, which inter alia deal with: (i) liquidity risk management policy, strategies and practices; (ii) management information system; (iii) internal controls; (iv) maturity profiling; (v) liquidity risk measurement – stock approach; (vi) currency risk; (vii) managing interest rate risk; and (viii) liquidity risk monitoring tools.

Similarly, all NBFCs are required to comply with “Know Your Customer Guidelines - Anti Money Laundering Standards” issued by the RBI, with suitable modifications depending upon the activity undertaken by the NBFC concerned.

RBI, *vide* circular bearing reference number RBI/2018-19/130 DNBR (PD) CC.No.097/03.10.001/2018-19 dated February 22, 2019, has harmonised different categories of NBFCs into fewer ones, based on the principle of regulation by activity rather than regulation by entity. Accordingly, RBI has merged the three categories of NBFCs viz. Asset Finance Companies (AFC), Loan Companies (LCs) and Investment Companies (ICs) into a new category called NBFC - Investment and Credit Company (NBFC-ICC). Further differential regulations relating to bank's exposure to the three categories of NBFCs viz., AFCs, LCs and ICs were harmonised. Further, a deposit taking NBFC-ICC shall invest in unquoted shares of another company which is not a subsidiary company or a company in the same group of the NBFC, an amount not exceeding twenty per cent of its owned fund.

### ***Lending against security of gold***

The RBI pursuant to the Master Direction –Non-Banking Financial Company –Systemically Important Non Deposit taking Company (Reserve Bank) Directions, 2016 dated September 1, 2016, as amended from time to time (“RBI Master Directions”) has prescribed that all NBFCs shall maintain a loan to value ratio not exceeding 75% for loans granted against the collateral of gold jewellery. NBFCs primarily engaged in lending against gold jewellery (such loans comprising 50% or more of their financial assets) shall maintain a minimum Tier I capital of 12%. The RBI Master Directions has issued guidelines with regard to the following:

- (i) Appropriate infrastructure for storage of gold ornaments: A minimum level of physical infrastructure and facilities is available in each of the branches engaged in financing against gold jewellery including a safe deposit vault and appropriate security measures for operating the vault to ensure safety of the gold and borrower convenience. Existing NBFCs should review the arrangements in place at their branches and ensure that necessary infrastructure is put in place at the earliest. No new branches should be opened without suitable storage arrangements, including safe deposit vault, having been made thereat. No business of grant of loans against the security of gold can be transacted at places where there are no proper facilities for storage/security.
- (ii) NBFCs shall not grant any advance against bullion / primary gold and gold coins. NBFCs shall not grant any advance for purchase of gold in any form including primary gold, gold bullion, gold jewellery, gold coins, units of Exchange Traded Funds (ETF) and units of gold mutual fund.
- (iii) Prior approval of RBI for opening branches in excess of 1,000: It is henceforth mandatory for NBFC to obtain prior approval of the Reserve Bank to open branches exceeding 1,000. However, NBFCs which already have more than 1,000 branches may approach the Bank for prior approval for any further branch expansion. Besides, no new branches will be allowed to be opened without the facilities for storage of gold jewellery and minimum security facilities for the pledged gold jewellery.
- (iv) Standardization of value of gold in arriving at the loan to value ratio: For arriving at the value of gold jewellery accepted as collateral, it will have to be valued at the average of the closing price of 22 carat gold for the preceding 30 days as quoted by BBA or the historical spot gold price data publicly disseminated by a commodity exchange regulated by the Forward Markets Commission.
- (v) Verification of the Ownership of Gold: NBFCs should have an explicit Board approved policy in their overall loan policy to verify ownership of the gold jewellery, and adequate steps be taken to ensure that the KYC guidelines stipulated by the Reserve Bank are followed and due diligence of the customer undertaken. Where the gold jewellery pledged by a borrower at any one time or cumulatively on loan outstanding is more than 20 grams, NBFCs must keep record of the verification of the ownership of the jewellery. The method of establishing ownership should be laid down as a Board approved policy. Auction Process and Procedures: The following additional stipulations are made with respect to auctioning of pledged gold jewellery:
  - (a) The auction should be conducted in the same town or taluka in which the branch that has extended the loan is located.
  - (b) While auctioning the gold the NBFC should declare a reserve price for the pledged ornaments. The reserve price for the pledged ornaments should not be less than 85% of the previous 30 day average closing price of 22 carat gold as declared by The Bombay Bullion Association Limited and value of the jewellery of lower purity in terms of carats should be proportionately reduced.
  - (c) It will be mandatory on the part of the NBFCs to provide full details of the value fetched in the auction and the outstanding dues adjusted and any amount over and above the loan outstanding should be payable to the borrower.
  - (d) NBFCs must disclose in their annual reports the details of the auctions conducted during the financial year including the number of loan accounts, outstanding amounts, value fetched and whether any of its sister concerns participated in the auction.
  - (e) In case the first auction fails, NBFCs can pool gold jewellery from different branches in a district and auction it at any location within the district, subject to adherence with all other requirements regarding auction (prior notice, reserve price, arms-length relationship, disclosures, etc.) are met.

(vi) Other Instructions:

- (a) NBFCs financing against the collateral of gold must insist on a copy of the PAN Card of the borrower for all transaction above ₹500,000.
- (b) Every NBFC shall ensure compliance with the requirements under sections 269SS and 269T of the Income Tax Act, 1961, as amended from time to time.
- (c) Documentation across all branches must be standardized.
- (d) NBFCs shall not issue misleading advertisements like claiming the availability of loans in a matter of 2-3 minutes.

***Reserve Bank of India (Know Your Customer (KYC)) Master Directions, 2016 dated February 25, 2016, as amended (“RBI KYC Directions”)***

The RBI KYC Directions are applicable to every entity regulated by the RBI, specifically, scheduled commercial banks, regional rural banks, local area banks, primary (urban) co-operative banks, state and central co-operative banks, all India financial institutions, NBFCs, miscellaneous non-banking companies and residuary non-banking companies, amongst others. In terms of the RBI KYC Directions, every entity regulated thereunder is required to formulate a KYC policy which is duly approved by the board of directors of such entity or a duly constituted committee thereof. The KYC policy formulated in terms of the RBI KYC Directions is required to include four key elements, being customer acceptance policy, risk management, customer identification procedures and monitoring of transactions. It is advised that all NBFC’S adopt the same with suitable modifications depending upon the activity undertaken by them and ensure that a proper policy framework of anti-money laundering measures is put in place. The RBI KYC Directions provide for a simplified procedure for opening accounts by NBFCs. It also provides for an enhanced and simplified due diligence procedure. It has prescribed detailed instructions in relation to, inter alia, the due diligence of customers, record management, and reporting requirements to Financial Intelligence Unit – India. The RBI KYC Directions have also issued instructions on sharing of information while ensuring secrecy and confidentiality of information held by Banks and NBFCs. The regulated entities must also adhere to the reporting requirements under Foreign Account Tax Compliance Act and Common Reporting Standards. The RBI KYC Directions also require the regulated entities to ensure compliance with the requirements/obligations under international agreements. The regulated entities must also pay adequate attention to any money-laundering and financing of terrorism threats that may arise from new or developing technologies, and ensure that appropriate KYC procedures issued from time to time are duly applied before introducing new products/services/technologies. The RBI KYC Directions were updated on April 20, 2018 to enhance the disclosure requirements under the Prevention of Money-Laundering Act, 2002 and in accordance with the Prevention of Money-Laundering Rules vide Gazette Notification GSR 538 (E) dated June 1, 2017 and the final judgment of the Supreme Court in the case of Justice K.S. Puttaswamy (Retd.) & Another v. Union of India (Writ Petition (Civil) 494/2012). The Directions were updated to accommodate authentication as per the AADHAR (Targeted Delivery of Financial and Other Subsidies, Benefits and Services) Act, 2016 and use of an Indian resident’s Aadhar number as a document for the purposes of fulfilling KYC requirement. The RBI KYC Directions were further updated on January 9, 2020 with a view to leveraging the digital channels for customer identification process by regulated entities, whereby the RBI has decided to permit video based customer identification process as a consent based alternate method of establishing the customer’s identity, for customer onboarding.

***Accounting Standards & Accounting policies***

Subject to the changes in Indian Accounting Standards (“IAS”) and regulatory environment applicable to a NBFC we may change our accounting policies in the future and it might not always be possible to determine the effect on the statement of profit and loss of these changes in each of the accounting years preceding the change. In such cases profit/loss for the preceding years might not be strictly comparable with the profit/loss for the period for which such accounting policy changes are being made. The Ministry of Corporate Affairs has amended the existing IAS *vide* Companies (Indian Accounting Standards) (Amendment) Rules, 2017 on March 17, 2017 and the same shall be applicable to the Company from April 1, 2018.

***Master Direction dated September 29, 2016 on Monitoring of Frauds in NBFCs (Reserve Bank) Directions, 2016***

All NBFC-ND-SIs shall put in place a reporting system for frauds and fix staff accountability in respect of delays in reporting of fraud cases to the RBI. An NBFC-ND-SI is required to report all cases of fraud of ₹ 0.10 lakh and above, and if the fraud is of ₹100 lakh or above, the report should be sent in the prescribed format within three

weeks from the date of detection thereof. The NBFC-ND-SI shall also report cases of fraud by unscrupulous borrowers and cases of attempted fraud.

### **Reporting by Statutory Auditor**

The statutory auditor of the NBFC-ND is required to submit to the Board of Directors of the company along with the statutory audit report, a special report certifying that the Directors have passed the requisite resolution mentioned above, not accepted any public deposits during the year and has complied with the prudential norms relating to income recognition, accounting standards, asset classification and provisioning for bad and doubtful debts as applicable to it. In the event of non-compliance, the statutory auditors are required to directly report the same to the RBI.

### ***Master Direction – Non-Banking Financial Companies Auditor’s Report (Reserve Bank) Directions, 2016***

In addition to the report made by the auditor under Section 143 of the Companies Act, 2013 on the accounts of an NBFC-ND-SI, the auditor shall make a separate report to the Board of Directors of the company on *inter alia* examination of validity of certificate of registration obtained from the RBI, whether the NBFC is entitled to continue to hold such certificate of registration in terms of its Principal Business Criteria (financial asset / income pattern) as on 31<sup>st</sup> March of the applicable year, whether the NBFC is meeting the required net owned fund requirement, whether the board of directors has passed a resolution for non-acceptance of public deposits, whether the company has accepted any public deposits during the applicable year, whether the company has complied with the prudential norms relating to income recognition, accounting standards, asset classification and provisioning for bad and doubtful debts as applicable to it, whether the capital adequacy ratio as disclosed in the return submitted to the Bank in form NBS- 7, has been correctly arrived at and whether such ratio is in compliance with the minimum CRAR prescribed by the Bank, whether the company has furnished to the Bank the annual statement of capital funds, risk assets/exposures and risk asset ratio (NBS-7) within the stipulated period, and whether the non-banking financial company has been correctly classified as NBFC Micro Finance Institutions (MFI).

### ***Master Direction- Non-Banking Financial Company Returns (Reserve Bank) Directions, 2016***

All NBFCs are required to put in place a reporting system for filing various returns with the RBI. An NBFC-ND-SI is required to file on a quarterly basis a return on important financial parameters, including components of assets and liabilities, profit and loss account, exposure to sensitive sectors etc., NBS-7 on prudential norms on a quarterly basis, multiple returns on asset-liability management to address concerns regarding *inter alia* asset liability mismatches and interest rate risk, quarterly report on branch information, and Central Repository of Information on Large Credits (“**CRILC**”) on a quarterly basis as well as all Special Mention Accounts-2 (“**SMA-2**”) status on a weekly basis to facilitate early recognition of financial distress, prompt steps for resolution and fair recovery for lenders.

### ***Master Direction on Information Technology Framework for the NBFC Sector, 2017***

All systematically important NBFCs must implement the security enhancement requirements under the Master Direction with respect to enhancing security of its Information Technology/Information Security Framework (“**IT**”) business continuity planning, disaster recovery and management. NBFCs must constitute an IT Strategy Committee and IT Steering Committee and formulate an IT and Information Security Policy in furtherance of the same. Further, a Cyber Crisis Management Plan must be formulated to address cyber intrusions and attacks. It has to be implemented by applicable NBFCs by June 2018.

### ***Directions on Managing Risks and Code of Conduct in Outsourcing of Financial Services by NBFCs, 2017***

With a view to put in place necessary safeguards applicable to outsourcing of activities by NBFCs, the RBI has issued directions on managing risks and code of conduct in outsourcing of financial services by NBFCs (“**Risk Management Directions**”). The Risk Management Directions specify that core management functions like internal auditing, compliance functions, decision making functions such as compliance with KYC norms shall not be outsourced by NBFCs. Further, the Risk Management Directions specify that outsourcing of functions shall not limit its obligations to its customers.

### ***Reserve bank of India (Prudential Framework for Resolution of Stressed Assets) Directions 2019***

Reserve Bank of India (Prudential Framework for Resolution of Stressed Assets) Directions 2019 sets out a framework to ensure that there is an early recognition, reporting and time bound resolution of stressed assets. The Stressed Assets Directions apply to (a) Scheduled Commercial Banks (excluding Regional Rural Banks); (b) All India Term Financial Institutions (NABARD, NHB, EXIM Bank, and SIDBI); (c) Small Finance Banks; and, (d) Systemically Important Non-Deposit taking Non-Banking Financial Companies (NBFC-ND-SI) and NBFC-Ds. In the event of a default, the said lenders shall recognize the stress in the loan accounts and classify these loan accounts into three categories namely: (i) SMA-0, where the principal and/or interest, whether partly or wholly is overdue between 1-30 days; (ii) SMA-1, where the principal and/or interest, whether partly or wholly is overdue between 31-60 days; and (iii) SMA-2, where the principal and/or interest whether partly or wholly is overdue between 61-90 days. The said lenders shall report credit information, including classification of an account as SMA to Central Repository of Information on Large Credits (“**CRILC**”), on all borrowers having aggregate exposure of ₹500 lakhs and above with them. Once a borrower is reported to be in default by any of the lenders mentioned at (a), (b) and (c) hereinabove, the lenders shall undertake a prima facie review of the borrower account within thirty days from such default (“**Review Period**”) to inter alia decide on a resolution strategy, including nature of the resolution plan (“**RP**”).

During the Review Period for the implementation of an RP, all lenders shall enter into an inter-creditor agreement, which shall among other things provide that any decision agreed by lenders representing 75 per cent. by value of total outstanding credit facilities (fund based as well non-fund based) and 60 per cent of lenders by number shall be binding upon all the lenders. In particular, the RPs shall provide for payment not less than the liquidation value due to the dissenting lenders, being the estimated realisable value of the assets of the relevant borrower, if such borrower were to be liquidated as on the date of commencement of the Review Period.

### ***Financing of NBFCs by bank***

The RBI has issued guidelines *vide* a circular dated bearing number DBOD No. FSD. BC.46/24.01.028/2006-07 dated December 12, 2006 relating to the financial regulation of systemically important NBFC-NDs and the relationship of banks with such institutions. In particular, these guidelines prohibit banks from lending to NBFCs for the financing of certain activities, such as (i) bill discounting or rediscounting, except where such discounting arises from the sale of commercial vehicles and two wheelers or three wheelers, subject to certain conditions; (ii) unsecured loans or corporate deposits by NBFCs to any company; (iii) investments by NBFCs both of current and long term nature, in any company; (iv) all types of loans and advances by NBFCs to their subsidiaries, group companies/entities; and (v) further lending to individuals for the purpose of subscribing to an initial public offer.

### ***Norms for excessive interest rates***

In addition, the RBI has introduced *vide* a circular bearing reference number RBI/ 2006-07/ 414 dated May 24, 2007 whereby RBI has requested all NBFCs to put in place appropriate internal principles and procedures in determining interest rates and processing and other charges. In addition to the aforesaid instruction, the RBI has issued a Master Circular on Fair Practices Code dated July 1, 2015 for regulating the rates of interest charged by the NBFCs. These circulars stipulate that the board of each NBFC is required to adopt an interest rate model taking into account the various relevant factors including cost of funds, margin and risk premium. The rate of interest and the approach for gradation of risk and the rationale for charging different rates of interest for different categories of borrowers are required to be disclosed to the borrowers in the application form and expressly communicated in the sanction letter. Further, this is also required to be made available on the NBFCs website or published in newspapers and is required to be updated in the event of any change therein. Further, the rate of interest would have to be an annualised rate so that the borrower is aware of the exact rates that would be charged to the account.

### ***Supervisory Framework***

In order to ensure adherence to the regulatory framework by systemically important ND-NBFCs, the RBI has directed such NBFCs to put in place a system for submission of an annual statement of capital funds, and risk asset ratio etc. as at the end of March every year, in a prescribed format. This return is to be submitted electronically within a period of three months from the close of every financial year. Further, a NBFC is required to submit a certificate from its statutory auditor that it is engaged in the business of non-banking financial institution with requirement to hold a certificate of registration under the RBI Act. This certificate is required to



be submitted within one month of the date of finalisation of the balance sheet and in any other case not later than 30<sup>th</sup> December of that particular year. Further, in addition to the auditor's report under Section 143 of the Companies Act, 2013 the auditors are also required to make a separate report to the Board of Directors on certain matters, including correctness of the capital adequacy ratio as disclosed in the return NBS-7 to be filed with the RBI and its compliance with the minimum CRAR, as may be prescribed by the RBI. Where the statement regarding any of the items referred relating to the above, is unfavorable or qualified, or in the opinion of the auditor the company has not complied with the regulations issued by RBI, it shall be the obligation of the auditor to make a report containing the details of such unfavourable or qualified statements and/or about the non-compliance, as the case may be, in respect of the company to the concerned Regional Office of the Department of Non-Banking Supervision of the Bank under whose jurisdiction the registered office of the company is located.

### ***Ombudsman scheme for customers of NBFCs***

The RBI has on February 23, 2018 introduced the Ombudsman Scheme for Non-Banking Financial Companies, 2018 (the “**Scheme**”). The stated objective of the Scheme is to enable the resolution of complaints free of cost, relating to certain aspects of services rendered by certain categories of NBFCs registered with the RBI to facilitate the satisfaction or settlement of such complaints, and matters connected therewith. The Scheme provides for the appointment by RBI of one or more officers not below the rank of general manager as ombudsmen (the “Ombudsmen”) for a period not exceeding three years at a time, to carry out the functions entrusted to Ombudsmen under the Scheme. The Scheme describes the nature of complaints which any person could file with an Ombudsman alleging deficiency in services by an Covered NBFC, which include inter alia failure to convey in writing the amount of loan sanctioned along with the terms and conditions including annualised rate of interest and method of application thereof, failure or refusal to provide adequate notice on proposed changes being made in the sanctioned terms in vernacular or a language understood by the borrower, levying of charges without adequate prior notice to the borrower/customer and failure or inordinate delay in releasing the securities documents to the borrower on repayment of all dues. The complaints may be settled by the Covered NBFC within a specified period or may be decided by an award passed by Ombudsman after affording the parties a reasonable opportunity to present their case, either in writing or in a meeting. Where the Ombudsman decides to allow the complaint, the award passed is required to contain the direction/s, if any, to the Covered NBFC for specific performance of its obligations and in addition to or otherwise, the amount, if any, to be paid by the Covered NBFC to the complainant by way of compensation for any loss suffered by the complainant, arising directly out of the act or omission of the Covered NBFC. The Covered NBFC is required to implement the settlement arrived at with the complainant or the award passed by the Ombudsman when it becomes final and send a report in this regard to the RBI within 15 days of the award becoming final. The Ombudsman is required to send a report to the RBI governor annually (as on June 30 every year) containing general review of the activities of his office during the preceding financial year and provide such other information as may be required by the RBI.

### ***Asset Liability Management***

The RBI has prescribed the Guidelines for Asset Liability Management (“**ALM**”) System in relation to NBFCs (“**ALM Guidelines**”) that are applicable to all NBFCs through a Master Circular on Miscellaneous Instructions to All Non-Banking Financial Companies dated July 1, 2015. As per this Master Circular, the NBFCs (engaged in and classified as equipment leasing, hire purchase finance, loan, investment and residuary non-banking companies) meeting certain criteria, including, an asset base of ₹ 10,000 lakhs, irrespective of whether they are accepting / holding public deposits or not, or holding public deposits of ₹ 2,000 lakhs or more (irrespective of the asset size) as per their audited balance sheet as of March 31, 2001, are required to put in place an ALM system. The ALM Guidelines mainly address liquidity and interest rate risks. In case of structural liquidity, the negative gap (i.e. where outflows exceed inflows) in the 1 to 30/31 days' time-bucket should not exceed the prudential limit of 15 per cent of cash outflows of each time-bucket and the cumulative gap of up to one year should not exceed 15 per cent of the cumulative cash outflows of up to one year. In case these limits are exceeded, the measures proposed for bringing the gaps within the limit should be shown by a footnote in the relevant statement.

### ***Foreign Investment Regulations***

Foreign investment in Indian securities is regulated through the Consolidated Foreign Direct Investment (“**FDI**”) Policy and Foreign Exchange Management Act, 1999 (“**FEMA**”). The government bodies responsible for granting foreign investment approvals are the concerned ministries/ departments of the Government of India and the RBI. The Union Cabinet has approved phasing out the Foreign Investment Promotion Board, as provided in the press release dated May 24, 2017. Accordingly, pursuant to the office memorandum dated June 5, 2017, issued

by the Department of Economic Affairs, Ministry of Finance, approval of foreign investment under the FDI policy has been entrusted to concerned ministries/departments. Subsequently, the Department of Industrial Policy & Promotion (“**DIPP**”) issued the Standard Operating Procedure (SOP) for Processing FDI Proposals on June 29, 2017 (the “**SOP**”). The SOP provides a list of the competent authorities for granting approval for foreign investment for sectors/activities requiring Government approval. For sectors or activities that are currently under automatic route but which required Government approval earlier as per the extant policy during the relevant period, the concerned administrative ministry/department shall act as the competent authority (the “**Competent Authority**”) for the grant of post facto approval of foreign investment. In circumstances where there is a doubt as to which department shall act as the Competent Authority, the DIPP shall identify the Competent Authority. The DIPP has from time to time made policy pronouncements on FDI through press notes and press releases which are notified by RBI as amendment to FEMA. In case of any conflict FEMA prevails.

The Foreign Exchange Management (Debt Instruments) Regulations, 2019 notified by RBI on October 17, 2019, regulate investment in India by a person resident outside India in listed NCDs.

The Consolidated FDI Policy consolidates the policy framework in place as on August 27, 2017. Further, on January 4, 2018 the RBI released the Master Direction on Foreign Investment in India. Under the approval route, prior approval from the relevant ministry and competent authorities, as per the procedure established under the Standard Operating Procedure for Processing FDI Proposals (“**SOP**”) dated June 29, 2017 or RBI is required. FDI for the items/activities that cannot be brought in under the automatic route may be brought in through the approval route. Approvals are accorded on the recommendation of the FIPB, which is chaired by the Secretary, DIPP, with the Union Finance Secretary, Commerce Secretary and other key Secretaries of the Government of India as its members.

As per the sector specific guidelines of the Government of India, 100 per cent FDI/ Non-Resident Indian (“**NRI**”) investments are allowed under the automatic route in certain NBFC activities subject to compliance with guidelines of the RBI in this regard.

### ***The Recovery of Debts due to Banks and Financial Institutions Act, 1993***

The Recovery of Debts due to Banks and Financial Institutions Act, 1993 (the “**DRT Act**”) provides for establishment of the Debts Recovery Tribunals (the “**DRTs**”) for expeditious adjudication and recovery of debts due to banks and public financial institutions or to a consortium of banks and public financial institutions. Under the DRT Act, the procedures for recovery of debt have been simplified and time frames have been fixed for speedy disposal of cases. The DRT Act lays down the rules for establishment of DRTs, procedure for making application to the DRTs, powers of the DRTs and modes of recovery of debts determined by DRTs. These include attachment and sale of movable and immovable property of the defendant, arrest of the defendant and his detention in prison and appointment of receiver for management of the movable or immovable properties of the defendant.

The DRT Act also provides that a bank or public financial institution having a claim to recover its debt, may join an ongoing proceeding filed by some other bank or public financial institution, against its debtor, at any stage of the proceedings before the final order is passed, by making an application to the DRT.

### ***Anti-Money Laundering***

The RBI has issued a Master Circular dated July 1, 2015 to ensure that a proper policy framework for the Prevention of Money Laundering Act, 2002 (“**PMLA**”) is put into place. The PMLA seeks to prevent money laundering and provides for confiscation of property derived from or involved in money laundering and for other matters connected therewith or incidental thereto. It extends to all banking companies, financial institutions, including NBFCs and intermediaries. Pursuant to the provisions of PMLA and the RBI guidelines, all NBFCs are advised to appoint a principal officer for internal reporting of suspicious transactions and cash transactions and to maintain a system of proper record (i) for all cash transactions of value of more than ₹ 10 lakhs; (ii) all series of cash transactions integrally connected to each other which have been valued below ₹ 10 lakhs where such series of transactions have taken place within one month and the aggregate value of such transaction exceeds ₹ 10 lakhs. Further, all NBFCs are required to take appropriate steps to evolve a system for proper maintenance and preservation of account information in a manner that allows data to be retrieved easily and quickly whenever required or when requested by the competent authorities. Further, NBFCs are also required to maintain for at least ten years from the date of transaction between the NBFCs and the client, all necessary records of transactions, both domestic or international, which will permit reconstruction of individual transactions (including the amounts and types of currency involved if any) so as to provide, if necessary, evidence for prosecution of persons involved

in criminal activity.

Additionally, NBFCs should ensure that records pertaining to the identification of their customers and their address are obtained while opening the account and during the course of business relationship, and that the same are properly preserved for at least ten years after the business relationship is ended. The identification records and transaction data is to be made available to the competent authorities upon request.

RBI Notification dated December 3, 2015 titled “Anti-Money Laundering (AML)/ Combating of Financing of Terrorism (CFT) – Standards” states that all regulated entities (including NBFCs) are to comply with the updated FATF Public Statement and document ‘Improving Global AML/CFT Compliance: on-going process’ as on October 23, 2015.

### **The Securitisation and Reconstruction of Financial Assets and Enforcement of Security Interest Act, 2002 (“SARFAESI Act”)**

The SARFAESI Act regulates the securitization and reconstruction of financial assets of banks and financial institutions. The RBI has issued guidelines to banks and financial institutions on the process to be followed for sales of financial assets to asset reconstruction companies. These guidelines provide that a bank or a financial institution or an NBFC may sell financial assets to an asset reconstruction company provided the asset is a Non - Performing Asset (“NPA”). Securitisation Companies and Reconstruction Companies (“SCs/RCs”) are required to obtain, for the purpose of enforcement of security interest, the consent of secured creditors holding not less than 60 per cent of the amount outstanding to a borrower as against 75 per cent. While taking recourse to the sale of secured assets in terms of Section 13(4) of the SARFAESI Act, a SC/RC may itself acquire the secured assets, either for its own use or for resale, only if the sale is conducted through a public auction.

As per the SARFAESI Amendment Act of 2004, the constitutional validity of which was upheld in a recent Supreme Court ruling, non-performing assets have been defined as an asset or account of a borrower, which has been classified by a bank or financial institution as sub-standard, doubtful or loss asset in accordance with directions or guidelines issued by the RBI. In case the bank or financial institution is regulated by a statutory body/authority, NPAs must be classified by such bank in accordance with guidelines issued by such regulatory authority. The RBI has issued guidelines on classification of assets as NPAs. Further, these assets are to be sold on a “without recourse” basis only.

The SARFAESI Act provides for the acquisition of financial assets by Securitization Company or Reconstruction Company from any bank or financial institution on such terms and conditions as may be agreed upon between them. A securitization company or reconstruction company having regard to the guidelines framed by the RBI may, for the purposes of asset reconstruction, provide for measures such as the proper management of the business of the borrower by change in or takeover of the management of the business of the borrower, the sale or lease of a part or whole of the business of the borrower and certain other measures such as rescheduling of payment of debts payable by the borrower; enforcement of security.

Additionally, under the provisions of the SARFAESI Act, any securitisation company or reconstruction company may act as an agent for any bank or financial institution for the purpose of recovering its dues from the borrower on payment of such fee or charges as may be mutually agreed between the parties.

Various provisions of the SARFAESI Act have been amended by the Enforcement of Security Interest and Recovery of Debt Laws and Miscellaneous Provisions (Amendment) Act, 2016 as also the Insolvency and Bankruptcy Code, 2016 (which amended S.13 of SARFAESI). As per this amendment, the Adjudicating Authority under the Insolvency and Bankruptcy Code, 2016 shall by order declare moratorium for prohibiting *inter alia* any action to foreclose, recover or enforce any security interest created by the corporate debtor in respect of its property including any action under the SARFAESI Act.

Further, in accordance with Ministry of Finance notification no. S.O. 856(E) dated February 24, 2020, the eligibility limit for to enforcement of security interest with respect to secured debt recovery by NBFCs (having assets worth Rs. 100 Crores and above) has been reduced from Rs. 1 Crore to Rs. 50 Lakhs.

### ***Insolvency and Bankruptcy Code, 2016***

The Insolvency and Bankruptcy Code, 2016 (Bankruptcy Code) was notified on August 5, 2016. The Bankruptcy Code offers a uniform and comprehensive insolvency legislation encompassing all companies, partnerships and

individuals (other than financial firms). It allows creditors to assess the viability of a debtor as a business decision and agree upon a plan for its revival or a speedy liquidation. The Bankruptcy Code creates a new institutional framework, consisting of a regulator, insolvency professionals, information utilities and adjudicatory mechanisms, which will facilitate a formal and time-bound insolvency resolution and liquidation process.

RBI vide its circular dated June 7, 2019, laid down the Prudential Framework for Resolution of Stressed Assets whereby prescribing the regulatory approach for resolution of stressed assets *inter alia* by: (i) early recognition and reporting of default by banks, financial institutions and NBFCs in respect of large borrowers; (ii) Affording complete discretion to lenders with regard to design and implementation of resolution plans, in supersession of earlier resolution schemes (S4A, SDR, 5/25 etc.), subject to the specified timeline and independent credit evaluation; (iii) Laying down a system of disincentives in the form of additional provisioning for delay in implementation of resolution plan or initiation of insolvency proceedings; (iv) Withdrawal of asset classification dispensations on restructuring. Future upgrades to be contingent on a meaningful demonstration of satisfactory performance for a reasonable period; and (v) Requiring the mandatory signing of an inter-creditor agreement (ICA) by all lenders, which will provide for a majority decision making criteria. MCA vide notification dated November 15, 2019, issued the Insolvency and Bankruptcy (Insolvency and Liquidation Proceedings of Financial Service Providers and Application to Adjudicating Authority) Rules, 2019 (“**FSP Rules**”) *inter alia* governing the corporate insolvency resolution process and liquidation process of Financial Service Providers (FSPs) under the Bankruptcy Code. The issuance of the FSP Rules has made viable and unified resolution process accessible for the FSPs and their creditors with some procedural differences.

### ***Companies Act, 2013***

The Companies Act, 2013 (“**Companies Act**”) has been notified by the Government of India on August 30, 2013 (the “**Notification**”). Under the Notification, Section 1 of the Companies Act has come into effect and the remaining provisions of the Companies Act have and shall come into force on such dates as the Central Government has notified and shall notify. Section 1 of the Companies Act deals with the commencement and application of the Companies Act and among others sets out the types of companies to which the Companies Act applies. Further the Ministry of Corporate Affairs has by their notifications dated September 12, 2013 and March 26, 2014 notified certain sections of the Companies Act, which have come into force from September 12, 2013 and April 1, 2014.

The Companies Act provides for, among other things, changes to the regulatory framework governing the issue of capital by companies, corporate governance, audit procedures, corporate social responsibility, requirements for independent directors, director’s liability, class action suits, and the inclusion of women directors on the boards of companies. The Companies Act is complemented by a set of rules that set out the procedure for compliance with the substantive provisions of the Companies Act. As mentioned above, certain provisions of the Companies Act, 2013 have already come into force and the rest shall follow in due course.

Under the Companies Act every company having net worth of ₹50,000 lakh or more, or turnover of ₹1,00,000 lakh or more or a net profit of ₹ 500 lakh or more during the immediately preceding financial year shall formulate a corporate social responsibility policy. Further, the board of every such company shall ensure that the company spends, in every financial year, at least two per cent of the average net profits of the company made during the three immediately preceding financial years in pursuance of its corporate social responsibility policy.

### ***Shops and Establishments legislations in various states***

The provisions of various Shops and Establishments legislations, as applicable, regulate the conditions of work and employment in shops and commercial establishments and generally prescribe obligations in respect of *inter alia* registration, opening and closing hours, daily and weekly working hours, holidays, leave, health, termination of services and safety measures and wages for overtime work.

### ***Labour Laws***

India has stringent labour related legislations. The Company is required to comply with certain labour laws, which include the Employees’ Provident Funds and Miscellaneous Provisions Act 1952, the Minimum Wages Act, 1948, the Payment of Bonus Act, 1965, Workmen Compensation Act, 1923, the Payment of Gratuity Act, 1972 and the Payment of Wages Act, 1936, amongst others.

### ***Intellectual Property***

Intellectual Property in India enjoys protection under both common law and statute. Under statute, India provides for patent protection under the Patents Act, 1970, copyright protection under the Copyright Act, 1957 and trademark protection under the Trademarks Act, 1999. The above enactments provide for protection of intellectual property by imposing civil and criminal liability for infringement.

### ***Regulatory measures on account of the COVID-19 pandemic***

The Government of India on October 23, 2020 has announced the ‘Scheme for grant of ex-gratia payment of difference between compound interest and simple interest for six months to borrowers in specified loan accounts (1.3.2020 to 31.8.2020)’ (the ‘**Scheme**’), which mandates ex-gratia payment to certain categories of borrowers by way of crediting the difference between simple interest and compound interest for the period between March 1, 2020 to August 31, 2020 by the respective lending institutions.

The RBI has issued circulars, the Statement of Developmental and Regulatory Policies dated May 22, 2020 and Monetary Policy Statement, 2020-2021: Resolution of Monetary Policy Committee dated May 22, 2020 announcing certain additional regulatory measures with an aim to revive growth and mitigate the impact of COVID-19 on business and financial institutions in India, including:

- (a) permitting banks to grant a moratorium of six months on all term loan instalments and working capital facilities sanctioned in the form of cash credit/overdraft (“**CC/OD**”), falling due between March 1, 2020 and August 31, 2020, subject to the fulfilment of certain conditions;
- (b) permitting the recalculation of ‘drawing power’ of working capital facilities sanctioned in the form of cash/credit overdraft facilities by reducing the margins till the extended period, being August 31, 2020, and permitting lending institutions to restore the margins to the original levels by March 31, 2021;
- (c) permitting the increase in the bank’s exposures to a group of connected counterparties from 25% to 30% of the eligible capital base of the bank, up to June 30, 2021;
- (d) deferring the recovery of the interest applied in respect of all working capital facilities sanctioned in the form of cash/credit overdraft facilities during the period from March 1, 2020 to August 31, 2020;
- (e) permitting lending institutions to convert the accumulated interest on working capital facilities up to the deferment period (up to August 31, 2020) into a funded interest term loan which shall be repayable not later than the end of the current financial year (being, March 31, 2021);
- (f) permitting the lending institutions to exclude the moratorium period wherever granted in respect of term loans as stated in (a) above, from the number of days past-due for the purpose of asset classification under the income recognition and asset classification norms, in respect of accounts classified as standard as on February 29, 2020, even if overdue;
- (g) permitting the lending institutions to exclude deferment period on recovery of the interest applied, wherever granted as stated in (d) above, for the determination of out of order status, in respect of working capital facilities sanctioned in the form of CC/OD where the account is classified as standard, including special mention accounts, as on February 29, 2020; and
- (h) requiring lending institutions to make general provisions of not less than 10% of the total outstanding of accounts in default but standard as on February 29, 2020 and asset classification benefit is availed, to be phased over two quarters as provided: (i) not less than 5% for the quarter ended March 31, 2020; and (ii) not less than 5% for the quarter ended June 30, 2020, subject to certain adjustments.

It must be noted that pursuant order dated September 10, 2020 passed in relation to *Gajendra Sharma vs. Union of India & Anr.* (Civil Writ Petition No. 825/2020), the Supreme Court has imposed status quo with respect to the moratorium, extending the moratorium until the next scheduled hearing to be held on September 28, 2020.

## **OTHER REGULATORY AND STATUTORY DISCLOSURES**

### **Authority for the Issue**

At the meeting of the Board of Directors of our Company, held on September 7, 2020, the Directors approved the issue of NCDs to the public, upto an amount not exceeding ₹ 150,000 lakhs including a green shoe option, in one or more tranches. Further, the present borrowing is within the borrowing limits under Section 180(1)(c) of the Companies Act, 2013 duly approved by the shareholders at the EGM held on June 3, 2014.

### **Prohibition by SEBI**

Our Company, persons in control of our Company, Directors of our Company and/or our Promoters have not been restrained, prohibited or debarred by SEBI from accessing the securities market or dealing in securities and no such order or direction is in force. Further, no member of our promoter group has been prohibited or debarred by SEBI from accessing the securities market or dealing in securities due to fraud.

### **Categorisation as a Wilful Defaulter**

Our Company, our Directors and/or our Promoters have not been categorised as a Wilful Defaulter nor are they in default of payment of interest or repayment of principal amount in respect of debt securities issued to the public, for a period of more than six-months.

### **Declaration as a Fugitive Economic Offender**

None of our Promoters or Directors have been declared as a Fugitive Economic Offender.

### **Other confirmations**

None of our Company or our Directors or our Promoters, or person(s) in control of our Company was a promoter, director or person in control of any company which was delisted within a period of ten years preceding the date of this Prospectus, in accordance with Chapter V of the SEBI Delisting Regulations.

### **Disclaimer Clause of SEBI**

**IT IS TO BE DISTINCTLY UNDERSTOOD THAT SUBMISSION OF OFFER DOCUMENT TO THE SECURITIES AND EXCHANGE BOARD OF INDIA (SEBI) SHOULD NOT IN ANY WAY BE DEEMED OR CONSTRUED THAT THE SAME HAS BEEN CLEARED OR APPROVED BY SEBI. SEBI DOES NOT TAKE ANY RESPONSIBILITY EITHER FOR THE FINANCIAL SOUNDNESS OF ANY SCHEME OR THE PROJECT FOR WHICH THE ISSUE IS PROPOSED TO BE MADE OR FOR THE CORRECTNESS OF THE STATEMENTS MADE OR OPINIONS EXPRESSED IN THE OFFER DOCUMENT. THE LEAD MERCHANT BANKER, SMC CAPITALS LIMITED, HAS CERTIFIED THAT THE DISCLOSURES MADE IN THE OFFER DOCUMENT ARE GENERALLY ADEQUATE AND ARE IN CONFORMITY WITH THE SEBI (ISSUE AND LISTING OF DEBT SECURITIES) REGULATIONS, 2008 IN FORCE FOR THE TIME BEING. THIS REQUIREMENT IS TO FACILITATE INVESTORS TO TAKE AN INFORMED DECISION FOR MAKING INVESTMENT IN THE PROPOSED ISSUE.**

**IT SHOULD ALSO BE CLEARLY UNDERSTOOD THAT WHILE THE ISSUER IS PRIMARILY RESPONSIBLE FOR THE CORRECTNESS, ADEQUACY AND DISCLOSURE OF ALL RELEVANT INFORMATION IN THE OFFER DOCUMENT, THE LEAD MERCHANT BANKER IS EXPECTED TO EXERCISE DUE DILIGENCE TO ENSURE THAT THE ISSUER DISCHARGES ITS RESPONSIBILITY ADEQUATELY IN THIS BEHALF AND TOWARDS THIS PURPOSE, THE LEAD MERCHANT BANKER SMC CAPITALS LIMITED, HAS FURNISHED TO SEBI A DUE DILIGENCE CERTIFICATE DATED DECEMBER 28, 2020, WHICH READS AS FOLLOWS:**

- 1. WE CONFIRM THAT NEITHER THE ISSUER NOR ITS PROMOTERS OR DIRECTORS HAVE BEEN PROHIBITED FROM ACCESSING THE CAPITAL MARKET UNDER ANY ORDER OR DIRECTION PASSED BY THE BOARD. WE ALSO CONFIRM THAT NONE OF THE INTERMEDIARIES NAMED IN THE OFFER DOCUMENT HAVE BEEN DEBARRED FROM FUNCTIONING BY ANY REGULATORY AUTHORITY.**

2. WE CONFIRM THAT ALL THE MATERIAL DISCLOSURES IN RESPECT OF THE ISSUER HAVE BEEN MADE IN THE OFFER DOCUMENT AND CERTIFY THAT ANY MATERIAL DEVELOPMENT IN THE ISSUE OR RELATING TO THE ISSUE UP TO THE COMMENCEMENT OF LISTING AND TRADING OF THE NCDs OFFERED THROUGH THIS ISSUE SHALL BE INFORMED THROUGH PUBLIC NOTICES/ADVERTISEMENTS IN ALL THOSE NEWSPAPERS IN WHICH PRE-ISSUE ADVERTISEMENT AND ADVERTISEMENT FOR OPENING OR CLOSURE OF THE ISSUE HAVE BEEN GIVEN.
3. WE CONFIRM THAT THE OFFER DOCUMENT CONTAINS ALL DISCLOSURES AS SPECIFIED IN THE SECURITIES AND EXCHANGE BOARD OF INDIA (ISSUE AND LISTING OF DEBT SECURITIES) REGULATIONS, 2008.
4. WE ALSO CONFIRM THAT ALL RELEVANT PROVISIONS OF THE COMPANIES ACT, 1956, COMPANIES ACT, 2013, SECURITIES CONTRACTS, (REGULATION) ACT, 1956, SECURITIES AND EXCHANGE BOARD OF INDIA ACT, 1992 AND THE RULES, REGULATIONS, GUIDELINES, CIRCULARS ISSUED THEREUNDER ARE COMPLIED WITH.

WE CONFIRM THAT ALL COMMENTS/COMPLAINTS RECEIVED ON THIS PROSPECTUS FILED ON THE WEBSITE OF STOCK EXCHANGE WILL BE SUITABLY ADDRESSED.

**Disclaimer Clause of BSE**

THE EXCHANGE HAS GIVEN, VIDE ITS LETTER NO. DCS/BM/PI-BOND/010/20-21 DATED DECEMBER 24, 2020 PERMISSION TO THIS COMPANY TO USE THE EXCHANGE'S NAME IN THIS OFFER DOCUMENT AS ONE OF THE STOCK EXCHANGES ON WHICH THIS COMPANY'S SECURITIES ARE PROPOSED TO BE LISTED. THE EXCHANGE HAS SCRUTINIZED THIS OFFER DOCUMENT FOR ITS LIMITED INTERNAL PURPOSE OF DECIDING ON MATTER OF GRANTING THE AFORESAID PERMISSION TO THIS COMPANY. THE EXCHANGE DOES NOT IN ANY MANNER:

- a) WARRANT, CERTIFY OR ENDORSE THE CORRECTNESS OR COMPLETENESS OF ANY OF THE CONTENTS OF THIS OFFER DOCUMENT; OR
- b) WARRANT THAT THIS COMPANY'S SECURITIES WILL BE LISTED OR WILL CONTINUE TO BE LISTED ON THE EXCHANGE; OR
- c) TAKE ANY RESPONSIBILITY FOR THE FINANCIAL OR OTHER SOUNDNESS OF THIS COMPANY, ITS PROMOTERS, ITS MANAGEMENT OR ANY SCHEME OR PROJECT OF THIS COMPANY;

AND IT SHOULD NOT FOR ANY REASON BE DEEMED OR CONSTRUED THAT THIS OFFER DOCUMENT HAS BEEN CLEARED OR APPROVED BY THE EXCHANGE. EVERY PERSON WHO DESIRES TO APPLY FOR OR OTHERWISE ACQUIRES ANY SECURITIES OF THIS COMPANY MAY DO SO PURSUANT TO INDEPENDENT INQUIRY, INVESTIGATION AND ANALYSIS AND SHALL NOT HAVE ANY CLAIM AGAINST THE EXCHANGE WHATSOEVER BY REASON OF ANY LOSS WHICH MAY BE SUFFERED BY SUCH PERSON CONSEQUENT TO OR IN CONNECTION WITH SUCH SUBSCRIPTION/ACQUISITION WHETHER BY REASON OF ANYTHING STATED OR OMITTED TO BE STATED HEREIN OR FOR ANY OTHER REASON WHATSOEVER.

**Disclaimer Clause of RBI**

THE COMPANY IS HAVING A VALID CERTIFICATE OF REGISTRATION DATED JULY 23, 2002 BEARING REGISTRATION NO. N-16.00170 ISSUED BY THE RESERVE BANK OF INDIA UNDER SECTION 45 IA OF THE RESERVE BANK OF INDIA ACT, 1934. HOWEVER, RBI DOES NOT ACCEPT ANY RESPONSIBILITY OR GUARANTEE ABOUT THE PRESENT POSITION AS TO THE FINANCIAL SOUNDNESS OF THE COMPANY OR FOR THE CORRECTNESS OF ANY OF THE STATEMENTS OR REPRESENTATIONS MADE OR OPINIONS EXPRESSED BY THE COMPANY

## **AND FOR REPAYMENT OF DEPOSITS/DISCHARGE OF LIABILITY BY THE COMPANY.**

### **Disclaimer Clause of CRISIL Limited**

**CRISIL LIMITED (CRISIL) HAS TAKEN DUE CARE AND CAUTION IN PREPARING THE MATERIAL BASED ON THE INFORMATION PROVIDED BY ITS CLIENT AND / OR OBTAINED BY CRISIL FROM SOURCES WHICH IT CONSIDERS RELIABLE (INFORMATION). A CRISIL RATING REFLECTS CRISIL'S CURRENT OPINION ON THE LIKELIHOOD OF TIMELY PAYMENT OF THE OBLIGATIONS UNDER THE RATED INSTRUMENT AND DOES NOT CONSTITUTE AN AUDIT OF THE RATED ENTITY BY CRISIL. CRISIL DOES NOT GUARANTEE THE COMPLETENESS OR ACCURACY OF THE INFORMATION ON WHICH THE RATING IS BASED. A CRISIL RATING IS NOT A RECOMMENDATION TO BUY, SELL, OR HOLD THE RATED INSTRUMENT; IT DOES NOT COMMENT ON THE MARKET PRICE OR SUITABILITY FOR A PARTICULAR INVESTOR. THE RATING IS NOT A RECOMMENDATION TO INVEST / DISINVEST IN ANY ENTITY COVERED IN THE MATERIAL AND NO PART OF THE MATERIAL SHOULD BE CONSTRUED AS AN EXPERT ADVICE OR INVESTMENT ADVICE OR ANY FORM OF INVESTMENT BANKING WITHIN THE MEANING OF ANY LAW OR REGULATION. CRISIL ESPECIALLY STATES THAT IT HAS NO LIABILITY WHATSOEVER TO THE SUBSCRIBERS / USERS / TRANSMITTERS/ DISTRIBUTORS OF THE MATERIAL. WITHOUT LIMITING THE GENERALITY OF THE FOREGOING, NOTHING IN THE MATERIAL IS TO BE CONSTRUED AS CRISIL PROVIDING OR INTENDING TO PROVIDE ANY SERVICES IN JURISDICTIONS WHERE CRISIL DOES NOT HAVE THE NECESSARY PERMISSION AND/OR REGISTRATION TO CARRY OUT ITS BUSINESS ACTIVITIES IN THIS REGARD. MUTHOOT FINCORP LIMITED WILL BE RESPONSIBLE FOR ENSURING COMPLIANCES AND CONSEQUENCES OF NON-COMPLIANCES FOR USE OF THE MATERIAL OR PART THEREOF OUTSIDE INDIA. CURRENT RATING STATUS AND CRISIL RATINGS RATING CRITERIA ARE AVAILABLE WITHOUT CHARGE TO THE PUBLIC ON THE CRISIL WEB SITE, [WWW.CRISIL.COM](http://WWW.CRISIL.COM). FOR THE LATEST RATING INFORMATION ON ANY INSTRUMENT OF ANY COMPANY RATED BY CRISIL, PLEASE CONTACT CUSTOMER SERVICE HELPDESK AT 1800-267-1301.**

### **Track record of past public issues handled by the Lead Manager**

The track record of past issues handled by the Lead Manager, as required by SEBI circular number CIR/MIRSD/1/2012 dated January 10, 2012, are available at the following website:

| <b>Name of Lead Manager</b> | <b>Website</b>   |
|-----------------------------|--|
| SMC Capitals Limited        | <a href="http://www.smccapitals.com">www.smccapitals.com</a> |

### **Listing**

The NCDs proposed to be offered through this Prospectus are proposed to be listed on the BSE. An application will be made to BSE for permission to deal in and for an official quotation of our NCDs. BSE has been appointed as the Designated Stock Exchange.

Our Company will use best efforts to ensure that all steps for the completion of the necessary formalities for listing at the Stock Exchange are taken within 6 (six) Working Days of the Issue Closing Date. For the avoidance of doubt, it is hereby clarified that in the event of non-subscription or failure to achieve minimum subscription to any one or more of the Series, such Series(s) of NCDs shall not be listed.

If permissions to deal in and for an official quotation of our NCDs are not granted by BSE, our Company will forthwith repay, without interest, all moneys received from the applicants in pursuance of this Prospectus.

### **Consents**

Consents in writing of (a) Directors of our Company; (b) Company Secretary and Compliance Officer; (c) Chief Financial Officer; (d) Statutory Auditors; (e) legal advisor to the Issue; (f) Lead Manager; (g) the Registrar to the Issue; (h) Public Issue Account Bank; (i) Refund Banks; (j) Credit Rating Agencies; (k) the Bankers to our Company; (l) the Debenture Trustee; and (m) the Syndicate Member to act in their respective capacities, have been obtained and will be filed along with a copy of the Prospectus with the RoC as required under Section 26 of the Companies Act, 2013 and such consents have not been withdrawn up to the time of delivery of this Prospectus



with the Stock Exchange.

The consents of the Statutory Auditors of our Company, namely M/s. Rangamani & Co, Chartered Accountants, for (a) inclusion of their name as the Statutory Auditor; (b) examination reports on Reformatted Ind AS Standalone Financial Statements, Reformatted IGAAP Consolidated Financial Statements and Reformatted IGAAP Standalone Financial Statements in the form and context in which they appear in this Prospectus; (c) audit report on Reformatted Ind AS Consolidated Financial Statements in the form and context in which they appear in this Prospectus; (d) audited financials for half year ended September 30, 2020 and (e) report on the Statement of Tax Benefits dated December 16, 2020 in the form and context in which it appears in this Prospectus, have been obtained and the same will be filed along with a copy of the Prospectus with the RoC.

### **Expert Opinion**

Our Company has received consent from the Statutory Auditors of our Company dated December 10, 2020 to include their name as an expert under Section 26(5) of the Companies Act, 2013 in the Prospectus in relation to (i) Statutory Auditor's report on our Reformatted Audited Standalone IGAAP Financials and Reformatted Audited Consolidated IGAAP Financials for the Financial Years ending March 31, 2018, 2017 and 2016 issued by M/s. Rangamani & Co, Chartered Accountants, dated September 7, 2020; (ii) Statutory Auditor's report on Reformatted Audited Standalone IND AS Financials for the half year ended September 30, 2020 and Financial Year ending March 31, 2020 and March 31, 2019 issued by M/s. Rangamani & Co, Chartered Accountants, dated December 10, 2020 and the report on Audited Consolidated Ind AS Financials for the Financial Year ending March 31, 2020 and March 31, 2019 issued by M/s. Rangamani & Co, Chartered Accountants, dated September 7, 2020; (iii) Statement of Tax Benefits issued by M/s. Rangamani & Co, Chartered Accountants, dated December 16, 2020; (iv) Credit rating letters issued by CRISIL Limited vide letter no. MUFILT/259269/CP/15092020 dated December 4, 2020 and, in respect of the credit rating issued for this Issue which furnishes the rationale for its rating, our Company has not obtained any expert opinions.

### **Common form of Transfer**

We undertake that there shall be a common form of transfer for the NCDs held in dematerialised form shall be transferred subject to and in accordance with the rules/procedures as prescribed by NSDL/CDSL and the relevant Depository Participants of the transferor or transferee and any other applicable laws and rules notified in respect thereof.

### **Filing of the Draft Prospectus**

The Draft Prospectus has been filed with the designated Stock Exchange in terms of Regulation 6 of the SEBI Debt Regulations for dissemination on its website(s) prior to the opening of the Issue.

### **Debenture Redemption Reserve ("DRR")**

Pursuant to Section 71 of the Companies Act, 2013 and Rule 18 (7) of the Companies (Share Capital and Debentures) Rules, 2014, each as amended, our Company is not required to maintain DRR for debentures issued through a public issue. Hence, investors shall not have the benefit of reserve funds to cover the re-payment of the principal and interest on the NCDs.

### **Recovery Expense Fund**

The Company undertakes to create a recovery expense fund and deposit an amount equal to 0.01% of the issue size subject to maximum of Rs. 25 lakhs towards recovery expense fund ("**Recovery Expense Fund**" / "**REF**") with the Designated Stock Exchange in the manner as maybe specified by SEBI from time to time and inform the Debenture Trustee about the same. The Issuer shall deposit such amount in the form of cash or cash equivalents including bank guarantees as contribution towards this fund. If the Issuer has deposited sum in the form of bank guarantee, Issuer shall ensure that the bank guarantee remains valid for a period of 6 (six) months post the Maturity Date of the Debentures. Further, the Issuer shall ensure that bank guarantee is in force and renewed at least 7 working days prior to its expiry, upon failure of which the Designated Stock Exchange shall invoke such bank guarantee.

The Recovery Expense fund may be utilised by Debenture Trustee, in the event of default by the Company, for taking appropriate legal action to enforce the security.

## **Issue related expenses**

For details of Issue related expenses, see “*Objects of the Issue*” on page 58.

## **Reservation**

No portion of this Issue has been reserved.

## **Details regarding the public issue during the last three years by our Company and other listed companies under the same management**

There are no public or rights or composite issue of capital by listed companies under the same management within the meaning of Section 370(1) (B) of the Companies Act, 1956 during the last three years.

## **Public issue of Equity Shares**

Our Company has not made any public issue of Equity Shares in the last five years.

## **Previous Issues of NCDs**

On August 2, 2014, the Company issued 19,39,872 secured non-convertible debentures of face value ₹1,000 each aggregating to ₹1,93,98,72,000 by way of a public issue which opened on July 3, 2014 and closed on July 22, 2014. The electronic credit of the bonds to investors pursuant to this public offer was completed on August 4, 2014. 99.17% of the issue proceeds were used for on-lending and 0.83% of the issue proceeds were used towards issue expenses.

On October 30, 2014, the Company issued 24,71,693 secured and unsecured non-convertible debentures of face value ₹1,000 each aggregating to ₹24,71,693,000 by way of a public issue which opened on September 15, 2014 and closed on October 16, 2014. The electronic credit of the bonds to investors pursuant to this public offer was completed on October 30, 2014. 99.43% of the issue proceeds were used for on-lending and 0.57% of the issue proceeds were used towards issue expenses.

On September 21, 2015, the Company issued 30,00,000 secured non-convertible debentures of face value ₹1,000 each aggregating to ₹3,00,00,00,000 by way of a public issue which opened on September 28, 2015 and closed on October 27, 2015. The electronic credit of the bonds to investors pursuant to this public offer was completed on November 5, 2015. 98.37% of the issue proceeds were used for on-lending and 1.63% of the issue proceeds were used towards issue expenses.

On October 25, 2019 the Company issued 41,70,381 secured non-convertible debentures of face value ₹1,000 each aggregating to ₹4,17,03,81,000 by way of a public issue which opened on September 20, 2019 and closed on October 18, 2019. The electronic credit of the bonds to investors pursuant to this public offer was completed on October 25, 2019. 99.77% of the issue proceeds were used for on-lending and 0.23% of the issue proceeds were used towards issue expenses.

On January 6, 2020 the Company issued 3216124 secured non-convertible debentures of face value ₹1,000 each aggregating to ₹ 321,61,24,000/- by way of a public issue which opened on January 9, 2020 and closed on February 4, 2020. The electronic credit of the bonds to investors pursuant to this public offer was completed on February 7, 2020. 99.52% of the issue proceeds were used for on-lending and 0.48% of the issue proceeds were used towards issue expenses.

On June 25, 2020 the Company issued 16,00,000 secured non-convertible debentures of face value ₹1,000 each aggregating to ₹ 1,000 by way of a public issue which opened on June 29, 2020 and closed on July 13, 2020. The electronic credit of the bonds to investors pursuant to this public offer was completed on July 17, 2020. 99.57 % of the issue proceeds were used for on-lending and 0.43% of the issue proceeds were used towards issue expenses.

On September 24, 2020 the Company issued secured redeemable non-convertible debentures of face value of ₹ 1,000 each for an amount aggregating to ₹ 40,000 lakhs by way of public issue which opened on 28 September, 2020 and closed on 23 October, 2020. The electronic credit of the bonds to investors pursuant to this public offer was completed on 29 October, 2020. 99.43% of the issue proceeds were used for on-lending and 0.57% of the

issue proceeds were used towards issue expenses.

There are no capital issues made by any company under same management within the meaning of the Companies Act 2013, during the last three years.

### **Dividend**

Our Company has no formal dividend policy. The declaration and payment of dividends on our Equity Shares will be recommended by the Board of Directors and approved by our Shareholders, at their discretion, and will depend on a number of factors, including but not limited to our profits, capital requirements and overall financial condition.

### **Jurisdiction**

Exclusive jurisdiction for the purpose of the Issue is with the competent courts of jurisdiction in Cochin, India.

### **Commission or Brokerage on Previous Issues**

An expense of ₹345 lakhs was incurred towards commission and brokerage in connection with the public issue of secured non-convertible debentures of face value ₹1,000 each aggregating to ₹30,00,00,000 pursuant to the prospectus dated September 21, 2015.

An expense of ₹18 lakhs was incurred towards commission and brokerage in connection with the public issue of secured and unsecured non-convertible debentures of face value ₹1,000 each aggregating to ₹24,71,693,000 pursuant to the prospectus dated September 4, 2014.

An expense of ₹11 lakhs was incurred towards commission and brokerage in connection with the public issue of secured non-convertible debentures of face value ₹1,000 each aggregating to ₹1,93,98,72,000 pursuant to the prospectus dated June 25, 2014.

An expense of ₹8.73 lakhs was incurred towards commission and brokerage in connection with the public issue of secured non-convertible debentures of face value ₹1,000 each aggregating to ₹4,17,03,81,000 pursuant to the prospectus dated September 13, 2019.

An expense of ₹17.70 lakhs was incurred towards commission and brokerage in connection with the public issue of secured non-convertible debentures of face value ₹1,000 each aggregating to ₹ 321,61,24,000/- pursuant to the prospectus dated January 6, 2020.

An expense of ₹ 8.71 lakhs was incurred towards commission and brokerage in connection with the public issue of secured non-convertible debentures of face value ₹1,000 each aggregating to ₹ 160,00,00,000/- pursuant to the prospectus dated June 25, 2020.

An expense of ₹ 84.73 lakhs was incurred towards commission and brokerage in connection with the public issue of secured redeemable non-convertible debentures of face value ₹1,000 each aggregating to ₹ 40,000 lakhs pursuant to the prospectus dated September 24, 2020.

### **Details of the use of proceeds for on-lending from previous public issue of debt securities**

#### ***Lending Policy***

Please refer to the paragraph titled “*Our Company’s Business – Gold loans*” under Chapter “*Our Business*” at page 84.

#### ***Loans given by the Company***

Company has not provided any loans/advances to associates, entities/persons relating to Board, senior management or Promoters out of the proceeds of the previous public issue of debt securities.

Company has provided the following loans to Group Entities/Promoters as on March 31, 2020:

(₹ in lakhs)

| Sr. No. | Name of the Borrower (A)                     | Amount of exposures to such borrower (Group) (B) | Percentage of Exposure: C = B/Total AUM |
|---------|--|--|---|
| 1       | Muthoot Pappachan Technologies               | 1365.00  | 0.10%                                   |
| 2       | Muthoot Motors, Cochin                       | 39.63  | 0.00%                                   |
|         | Muthoot Automobile Solutions Private Limited | 200.00   | 0.01%                                   |
| 3       | Thomas John Muthoot                          | 7000.00  | 0.50%                                   |
| 4       | Thomas George Muthoot                        | 7000.00  | 0.50%                                   |
| 5       | Thomas Muthoot                               | 5900.00  | 0.42%                                   |

### Types of loans

The loans given by the Company as on March 31, 2020 is as follows:

(₹ in lakhs)

| Type of Loans                                | Amount           |
|--|------------------|
| Secured                                      | 13,99,854        |
| Unsecured                                    | 14,158           |
| <b>Total assets under management (AUM) *</b> | <b>14,14,013</b> |

\* Assets under Management includes the gross total loan assets and interest accrued on loans before provision for impairment and is net of unamortized processing fee

### Sectoral Exposure

The sectoral exposure of loans given by the Company as on March 31, 2020 is as follows:

| Sr. No   | Segment- wise breakup of AUM                                  | Percentage of AUM |
|----------|---|-------------------|
| <b>1</b> | <b>Retail</b>   |                   |
| A        | Mortgages (home loans and loans against property)             | 1.1%              |
| B        | Gold loans  | 93.1%             |
| C        | Vehicle Finance   | 0.0%              |
| D        | MFI   | 0.0%              |
| E        | M &SME  | 0.0%              |
| F        | Capital market funding (loans against shares, margin funding) | 4.2%              |
| G        | Others  | 1.5%              |
| <b>2</b> | <b>Wholesale</b>  |                   |
| A        | Infrastructure  | 0.0%              |
| B        | Real estate (including builder loans)                         | 0.0%              |
| C        | Promoter funding  | 0.0%              |
| D        | Any other sector (as applicable)                              | 0.0%              |
| E        | Others  | 0.0%              |
|          | <b>Total</b>  | <b>100.0%</b>     |

### Residual Maturity Profile of Assets and Liabilities

| As at March 31, 2020 | 1 to 30/31 days (one month) | Over one month to 2 months | Over 2 months to 3 months | Over 3 months to 6 months | Over 6 months to 1 year | Over 1 year to 3 year | over 3 to 5 years | Over 5 years | Total     |
|----------------------|-----------------------------|----------------------------|---------------------------|---------------------------|-------------------------|-----------------------|-------------------|--------------|-----------|
| Deposits             | -                           | -                          | -                         | -                         | -                       | -                     | -                 | -            | -         |
| Advances             | 69,562                      | -                          | 1,32,987                  | 4,30,472                  | 7,21,787                | 26,439                | 200               | 10,356       | 13,91,802 |
| Investments          | 2,240                       | -                          | -                         | -                         | -                       | 422                   | 1,930             | 1,73,579     | 1,78,171  |
| Borrowings           |                             |                            |                           |                           |                         |                       |                   |              |           |

|                              |       |        |        |          |          |          |          |        |           |
|------------------------------|-------|--------|--------|----------|----------|----------|----------|--------|-----------|
|                              | 1,132 | 24,899 | 19,924 | 1,81,914 | 5,00,292 | 3,99,195 | 1,35,457 | 51,782 | 13,14,594 |
| Foreign Currency assets      | -     | -      | -      | -        | -        | -        | -        | -      | -         |
| Foreign Currency liabilities | -     | -      | -      | -        | -        | -        | -        | -      | -         |

**Denomination of loans outstanding by ticket size as on March 31, 2020:**

| Sr. No. | Ticket Size                 | Percentage of Gold loan |
|---------|-----------------------------|-------------------------|
| 1       | Up to ₹ 2 lakh              | 87.6%                   |
| 2       | ₹ 2-5 lakh                  | 8.4%                    |
| 3       | ₹ 5-10 lakh                 | 3.1%                    |
| 4       | ₹ 10-25 lakh                | 0.8%                    |
| 5       | ₹ 25-50 lakh                | 0.1%                    |
| 6       | ₹ 50 la-h - 100 lakh        | 0.0%                    |
| 7       | ₹ 100 lakh -500 lakh        | 0.0%                    |
| 8       | ₹ 500 lakh – 2500 lakh      | 0.0%                    |
| 9       | ₹ 2,500 lakh – 10,000 lakhs | 0.0%                    |
| 10      | > ₹ 10,000 lakh             | 0.0%                    |
|         |                             | <b>100.0%</b>           |

**Denomination of loans outstanding by LTV as on March 31, 2020:**

| Sr. No. | Ticket Size | Percentage of Gold loan |
|---------|-------------|-------------------------|
| 1       | <50         | 7.6%                    |
| 2       | -1 - 60     | 23.2%                   |
| 3       | -1 - 70     | 46.3%                   |
| 4       | -1 - 80     | 22.9%                   |
| 5       | -1 - 90     | 0.0%                    |
| 6       | -1 - 95     | 0.0%                    |
| 7       | > 95        | 0.0%                    |
|         |             | <b>100.0%</b>           |

**Geographical classification of borrowers as on March 31, 2020:**

| Sr. No. | Top 5 states   | Percentage of Gold loan |
|---------|----------------|-------------------------|
| 1       | Tamil Nadu     | 20.2%                   |
| 2       | Karnataka      | 17.1%                   |
| 3       | Kerala         | 10.9%                   |
| 4       | Andhra Pradesh | 10.6%                   |
| 5       | Telangana      | 8.6%                    |
| 6.      | Goa            | 0.5%                    |
|         | <b>Total</b>   | <b>67.8%</b>            |

**Details of top twenty borrowers**

(₹ in lakhs)

| Sr. No. | Name                               | Amount |
|---------|------------------------------------|--------|
| 1       | Thomas John Muthoot                | 7,000  |
| 2       | Thomas George Muthoot              | 7,000  |
| 3       | Thomas Muthoot                     | 5,900  |
| 4       | Muthoot Pappachan Technologies Ltd | 1,365  |
| 5       | Santhosh Hospital P Ltd            | 3,934  |
| 6       | Prabhu Shanti Real Estate          | 2,515  |
| 7       | Pandhey Infracons Pvt Ltd          | 1,501  |

|    |                                       |       |
|----|---------------------------------------|-------|
| 8  | Integrated Home Solution              | 1,500 |
| 9  | M/S Tech Sharp Engineers P Ltd        | 1,400 |
| 10 | Samson & Sos Builders                 | 734   |
| 11 | Sundaram Bnp Paribas Home/Ganga       | 701   |
| 12 | Noohukhan                             | 553   |
| 13 | M R Narayanan                         | 400   |
| 14 | M/S T N Balachandran/Lakshmi Hardware | 295   |
| 15 | M/S Margdarshak Financial Service     | 224   |
| 16 | Ganesh Pillai                         | 200   |
| 17 | Muthoot Automobile Solutions P Ltd    | 200   |
| 18 | M/S Bosino International              | 190   |
| 19 | Hotel Kings Park                      | 182   |
| 20 | M/S Synergy Resources (India) Pvt Ltd | 129   |

**Aggregated exposure to top 20 borrowers with respect to concentration of advances as on March 31, 2020:**

| Particulars  | Amount |
|--|--------|
| Total Advances to twenty largest borrowers (₹in lakhs)                           | 35,923 |
| Percentage of Advances to twenty largest borrowers to Total Advances of the NBFC | 2.70%  |

**Aggregated exposure to top 20 borrowers with respect to concentration of exposures as on March 31, 2020:**

| Particulars  | Amount |
|--|--------|
| Total Exposures to twenty largest borrowers/Customers (₹in lakhs)  | 36,405 |
| Percentage of Exposures to twenty largest borrowers/Customers to Total Advances of the NBFC on borrowers/Customers | 2.57%  |

**Details of loans overdue and classified as non-performing in accordance with RBI's guidelines as on March 31, 2020:**

**1. Movement of Gross NPAs**

(₹in lakhs)

| Movement of gross NPAs         | Amount |
|--------------------------------|--------|
| (a) Opening balance            | 34617  |
| (b) Additions during the year  | 9385   |
| (c) Reductions during the year | 16097  |
| (d) Closing balance            | 27906  |

**2. Movement of provisions for NPAs (excluding provisions on standard assets)**

(₹in lakhs)

| Movement of provisions for NPAs                  | Amount |
|--|--------|
| (a) Opening balance                              | 8965   |
| (b) Provisions made during the year              | 4911   |
| (c) Write-off / write -back of excess provisions | 5795   |
| (d) closing balance                              | 8081   |

**3. Segment-wise gross NPA**

| S. no | Segment- wise breakup of gross NPAs               | Gross NPA (%) |
|-------|---|---------------|
| 1     | <b>Retail</b>                                     |               |
| a     | Mortgages (home loans and loans against property) | 47.0%         |
| b     | Gold loans  | 31.7%         |
| c     | Vehicle Finance                                   | 0.0%          |
| d     | MFI   | 0.0%          |

| S. no    | Segment- wise breakup of gross NPAs                           | Gross NPA (%) |
|----------|---|---------------|
| e        | MSME  | 14.4%         |
| f        | Capital market funding (loans against shares, margin funding) | 0.0%          |
| g        | Others  | 6.9%          |
| <b>2</b> | <b>Wholesale</b>  |               |
| a        | Infrastructure  | 0.0%          |
| b        | Real estate (including builder loans)                         | 0.0%          |
| c        | Promoter funding  | 0.0%          |
| d        | Any other sector (as applicable)                              | 0.0%          |
| e        | Others  | 0.0%          |
|          | <b>Total</b>  | <b>100.0%</b> |

### **Revaluation of assets**

Our Company has not revalued its assets in the last five years.

### **Mechanism for redressal of investor grievances**

Agreement dated November 25, 2020 between the Registrar to the Issue and our Company provides for settling of investor grievances in a timely manner and for retention of records with the Registrar to the Issue for a period of eight years.

All grievances relating to the Issue may be addressed to the Registrar to the Issue and Compliance Officer giving full details such as name, address of the applicant, number of NCDs applied for, amount paid on application and the details of Member of Syndicate or Trading Member of the Stock Exchange where the application was submitted.

All grievances relating to the ASBA process may be addressed to the Registrar to the Issue with a copy to either (a) the relevant Designated Branch of the SCSB where the Application Form was submitted by the ASBA Applicant, or (b) the concerned Member of the Syndicate and the relevant Designated Branch of the SCSB in the event of an Application submitted by an ASBA Applicant at any of the Syndicate ASBA Application Locations, giving full details such as name, address of Applicant, Application Form number, option applied for, number of NCDs applied for, amount blocked on Application.

We estimate that the average time required by us or the Registrar to the Issue for the redressal of routine investor grievances will be three (3) business days from the date of receipt of the complaint. In case of non-routine complaints and complaints where external agencies are involved, we will seek to redress these complaints as expeditiously as possible.

### ***Registrar to the Issue***

#### **Integrated Registry Management Services Private Limited**

II Floor, Kences Towers  
No. 1 Ramakrishna Street  
T. Nagar, Chennai – 600 017, Tamil Nadu  
Tel: +91 44 2814 08-1 - 803  
Fax: +91 44 2814 2479  
Email: mfinipo@integratedindia.in  
Investor Grievance Email: sureshbabu@integratedindia.in  
Website: www.integratedindia.in  
Contact Person : Mr. Sriram S  
SEBI Registration Number: INR000000544

### ***Compliance Officer of our Company***

T.D. Mathai has been appointed as the Compliance Officer of our Company for this Issue.

The contact details of Compliance officer of our Company are as follows:

**T.D. Mathai**

Company Secretary  
Muthoot Centre, Punnen Road  
Trivandrum – 695 039  
Tel: +91 471 4911621  
Fax: +91 471 2331560  
Email: cs@muthootfincorp.com

**Change in Auditors of our Company during the last three years:**

| Name  | Address  | Date of appointment / resignation                            | Auditor of our Company since (in case of resignation) | Remarks |
|---|--|--|---|---------|
| M/s. A. Cherian & Associates, Chartered Accountants | A Cherian & Associates, Chartered Accountants<br>Puthuparampil, Manganam P.O.,<br>Kottayam – 686 018 | 2006<br>(Appointment)<br>September 25, 2017<br>(Resignation) | 2006  | Nil     |

**Auditor's Remarks**

There are no reservations or qualifications or adverse remarks in the financial statements of our Company in the last five Fiscals immediately preceding this Prospectus.

**Disclaimer statement from the Issuer**

The Issuer accepts no responsibility for statements made other than in this Prospectus issued by our Company in connection with the Issue of the NCDs and anyone placing reliance on any other source of information would be doing so at his / her own risk.



## SECTION VII – ISSUE RELATED INFORMATION

### ISSUE STRUCTURE

*Public Issue of NCDs aggregating up to ₹ 20,000 lakhs, with an option to retain over-subscription up to ₹ 20,000 lakhs, aggregating up to ₹ 40,000 lakhs, on the terms and in the manner set forth herein.*

The Issue has been authorized by resolution of the Board passed during meeting held on September 7, 2020.

#### Principal Terms and Conditions of the Issue

#### TERMS AND CONDITIONS IN CONNECTION WITH THE NCDs

|   |  |
|---|--|
| <b>Issuer</b>   | Muthoot Fincorp Limited  |
| <b>Lead Manager</b>   | SMC Capitals Limited   |
| <b>Debenture Trustee</b>  | SBI CAP Trustee Company Limited  |
| <b>Registrar to the Issue</b>   | Integrated Registry Management Services Private Limited  |
| <b>Type and nature of Instrument</b>  | Secured and/or Unsecured, redeemable, non-convertible debentures   |
| <b>Face Value of NCDs (₹ /NCD)</b>  | ₹ 1,000  |
| <b>Issue Price (₹ /NCD)</b>   | ₹ 1,000  |
| <b>Minimum Application</b>  | 10 NCDs i.e., ₹ 10,000 (across all Options of NCDs)  |
| <b>In Multiples of</b>  | One NCD after the minimum Application  |
| <b>Seniority</b>  | <p>Senior (the claims of the Secured Debenture Holders holding NCDs shall be superior to the claims of any unsecured creditors, subject to applicable statutory and/or regulatory requirements). The Unsecured Redeemable NCD (subordinated to other creditors) shall be eligible for Tier II Capital, subject to applicable RBI requirements and other applicable statutory and/or regulatory provisions.</p> <p>The principal amount of the Secured NCDs to be issued in terms of this Prospectus together with all interest due on the Secured NCDs, as well as all costs, charges, all fees, remuneration of Debenture Trustee and expenses payable in respect thereof shall be secured by way of subservient charge with existing secured creditors on all loan receivables (both present and future) of the company in favour of Debenture Trustee, to be held on pari passu basis among the present and / or future NCD holders, as may be applicable equal to the value 1 time of the debentures outstanding plus interest accrued thereon .</p> |
| <b>Mode of Issue</b>  | Public issue   |
| <b>Mode of Allotment</b>  | In dematerialised form   |
| <b>Mode of Trading</b>  | NCDs will be traded in dematerialised form   |
| <b>Minimum Subscription</b>   | Minimum subscription is 75% of the Base Issue, i.e. ₹ 15,000 lakhs   |
| <b>Issue</b>  | Public issue by our Company of NCDs aggregating up to ₹ 20,000 lakhs, with an option to retain over-subscription up to ₹ 20,000 lakhs, aggregating up to ₹ 40,000 lakhs, on the terms and in the manner set forth herein   |
| <b>Base Issue</b>   | ₹ 20,000 lakhs   |
| <b>Stock Exchange proposed for listing of the NCDs</b>                              | BSE Limited  |
| <b>Listing and timeline for Listing</b>   | The NCDs shall be listed within 6 Working Days of Issue Closure  |
| <b>Depositories</b>   | NSDL and CDSL  |
| <b>Description regarding security (where applicable) including type of security</b> | The principal amount of the Secured NCDs to be issued in terms of the Draft Prospectus, this Prospectus together with all interest due on the Secured NCDs, as well as all costs, charges, all fees, remuneration of Debenture Trustee and expenses payable in respect thereof shall be secured by way of subservient charge with existing secured creditors on all loan receivables (both present and future) of the company in favour of   |

|   |  |
|---|--|
| <p>(movable/immovable /tangible etc.) type of charge<br/>(pledge/hypothecation/mortgage etc.), date of creation of security/likely date of creation of security, minimum security cover, revaluation, replacement of security, interest of the debenture holder over and above the coupon rate as specified in the Debenture Trust Deed and disclosed in the Prospectus<sup>%</sup></p> | <p>Debenture Trustee, to be held on pari passu basis among the present and / or future NCD holders, as may be applicable, For further details on date of creation of security/likely date of creation of security, minimum security cover etc, please refer to the “<i>Terms of the Issue – Security</i>” on page 464 of this Prospectus.</p> <p>No security will be created for the Unsecured NCDs to be issued in terms of this Issue.</p>   |
| <p><b>Security Cover</b></p>  | <p>Our Company shall maintain a minimum 100% security cover on the outstanding balance of the NCDs plus accrued interest thereon</p>   |
| <p><b>Who can apply *</b></p>   | <p><b>Category I</b></p> <ul style="list-style-type: none"> <li>• Resident public financial institutions as defined in Section 2(72) of the Companies Act 2013, statutory corporations including state industrial development corporations, scheduled commercial banks;</li> <li>• Co-operative banks and regional rural banks, which are authorised to invest in the NCDs;</li> <li>• Provident funds of minimum corpus of ₹ 2,500 lakhs, pension funds of minimum corpus of ₹2,500 lakhs, superannuation funds and gratuity fund, which are authorised to invest in the NCDs;</li> <li>• Venture capital funds and/or alternative investment funds registered with SEBI;</li> <li>• Insurance Companies registered with the IRDAI;</li> <li>• National Investment Fund (set up by resolution no. F. No. 2/3/2005-DDII dated November 23, 2005 of the Government of India and published in the Gazette of India);</li> <li>• Insurance funds set up and managed by the Indian army, navy or the air force of the Union of India or by the Department of Posts, India;</li> <li>• Mutual Funds registered with SEBI; and</li> <li>• Systemically Important NBFCs.</li> </ul> <p><b>Category II</b></p> <ul style="list-style-type: none"> <li>• Companies falling within the meaning of Section 2(20) of the Companies Act 2013; bodies corporate and societies registered under the applicable laws in India and authorised to invest in the NCDs;</li> <li>• Educational institutions and associations of persons and/or bodies established pursuant to or registered under any central or state statutory enactment; which are authorised to invest in the NCDs;</li> <li>• Trust including public/private charitable/religious trusts which are authorised to invest in the NCDs;</li> <li>• Association of persons;</li> <li>• Scientific and/or industrial research organisations, which are authorised to invest in the NCDs;</li> <li>• Partnership firms in the name of the partners;</li> <li>• Limited liability partnerships formed and registered under the provisions of the Limited Liability Partnership Act, 2008 (No. 6 of 2009); and</li> <li>• Resident Indian individuals and Hindu undivided families through the Karta</li> </ul> |

|  |   |                   |                      |   |                                 |   |
|--|---|-------------------|----------------------|---|---------------------------------|---|
|  | aggregating to a value exceeding ₹ 10 lakhs.<br><br><b>Category III*</b><br><br>• Resident Indian individuals; and<br>• Hindu undivided families through the Karta.<br>* applications aggregating to a value not more than and including ₹ 10 lakhs   |                   |                      |   |                                 |   |
| <b>Credit Rating</b>   | <b>Rating agency</b>  | <b>Instrument</b> | <b>Rating symbol</b> | <b>Date of credit rating rationale letter</b> | <b>Amount rated (₹ in lakh)</b> | <b>Rating Definition</b>  |
|  | CRISIL  | NCD               | CRISIL A (Stable)    | December 4, 2020                              | 40,000                          | Instruments with this rating are considered to have adequate degree of safety regarding timely servicing of financial obligation. Such instruments carry low credit risk. |
| <b>Issue Size</b>  | Public issue by our Company of NCDs aggregating up to ₹20,000 lakhs, with an option to retain over-subscription up to ₹20,000 lakhs, aggregating up to ₹40,000  |                   |                      |   |                                 |   |
| <b>Pay-in date</b>   | Application Date. The entire Application Amount is payable on Application   |                   |                      |   |                                 |   |
| <b>Application money</b>   | The entire Application Amount is payable on submitting the Application  |                   |                      |   |                                 |   |
| <b>Mode of payment</b>   | Please see “ <i>Issue Procedure</i> ” on page 480   |                   |                      |   |                                 |   |
| <b>Record Date</b>   | <p>The record date for payment of interest in connection with the NCDs or repayment of principal in connection therewith shall be 15 Working Days prior to the date on which interest is due and payable, and/or the date of redemption. Provided that trading in the NCDs shall remain suspended between the aforementioned Record Date in connection with redemption of NCDs and the date of redemption or as prescribed by the Stock Exchange, as the case may be.</p> <p>In case Record Date falls on a day when Stock Exchange is having a trading holiday, the immediate subsequent trading day will be deemed as the Record Date</p> |                   |                      |   |                                 |   |
| <b>All covenants of the Issue (including side letters, accelerated payment clause, etc.)</b> | Not Applicable  |                   |                      |   |                                 |   |
| <b>Issue Schedule</b>  | The Issue shall be open from December 31, 2020 to January 25, 2021 with an option to close earlier as may be determined by a duly authorised committee of the Board and informed by way of newspaper publication on or prior to the earlier closer date/date of closure up to maximum 30 days from the date of opening of the Issue   |                   |                      |   |                                 |   |
| <b>Objects of the Issue</b>  | Please refer to the chapter titled “ <i>Objects of the Issue</i> ” on page 58   |                   |                      |   |                                 |   |
| <b>Put/Call Option</b>   | None  |                   |                      |   |                                 |   |
| <b>Details of the utilisation of the proceeds of the Issue</b>                               | Please refer to the chapter titled “ <i>Objects of the Issue</i> ” on page 58   |                   |                      |   |                                 |   |
| <b>Coupon rate and redemption premium</b>  | Please refer to the chapter titled “ <i>Terms of the Issue</i> ” on page 464  |                   |                      |   |                                 |   |
| <b>Working Days convention</b>   | If the date of payment of interest does not fall on a Working Day, then the interest payment will be made on succeeding Working Day, however the calculation for payment of interest will be only till the originally stipulated Interest Payment Date. The dates of the future interest payments would be as per the originally stipulated schedule. In case the redemption date (also being the last interest payment date) does not fall on a Working Day, the payment will be made on the immediately preceding Working Day, along with coupon/interest accrued on the NCDs until but excluding the date of such payment                |                   |                      |   |                                 |   |
| <b>Issue Closing Date</b>  | January 25, 2021  |                   |                      |   |                                 |   |
| <b>Issue Opening Date</b>  | December 31, 2020   |                   |                      |   |                                 |   |
| <b>Default interest date</b>   | In the event of any default in fulfilment of obligations by our Company under the   |                   |                      |   |                                 |   |

|  |   |
|--|---|
|  | Debenture Trust Deed, the Default Interest Rate payable to the Applicant shall be as prescribed under the Debenture Trust Deed  |
| <b>Deemed Date of Allotment</b>  | The date on which the Board or the Debenture Committee approves the Allotment of NCDs. All benefits relating to the NCDs including interest on NCDs shall be available to Investors from the Deemed Date of Allotment. The actual allotment of NCDs may take place on a date other than the Deemed Date of Allotment  |
| <b>Day count basis</b>   | Actual  |
| <b>Redemption Amount</b>   | The principal amount of the NCDs along with interest accrued on them, if any, as on the Redemption Date   |
| <b>Redemption premium/ discount</b>  | Not applicable  |
| <b>Transaction documents</b>   | The Draft Prospectus and the Prospectus read with any notices, corrigenda, addenda thereto, the Debenture Trusteeship Agreement, the Debenture Trust Deed and other security documents, if applicable, and various other documents/ agreements/ undertakings, entered or to be entered by the Company with Lead Manager and/or other intermediaries for the purpose of this Issue including but not limited to the Public Issue Account Agreement, the Agreement with the Registrar and the Agreement with the Lead Manager. Refer to section titled “ <i>Material Contracts and Documents for Inspection</i> ” on page 506 |
| <b>Affirmative and Negative covenants precedent and subsequent to the Issue</b>                      | The covenants precedent and subsequent to the Issue will be finalised upon execution of the Debenture Trust Deed which shall be executed within three months of closure of the Issue as per Regulation 15 of SEBI Debt Regulations. Further, in the event our Company fails to execute the Debenture Trust Deed within a period of three months from the Issue Closing Date, our Company shall pay interest of at least 2% p.a. to each NCD Holder, over and above the agreed coupon rate, till the execution of the Debenture Trust Deed   |
| <b>Events of default (including manner of voting/conditions of joining Inter Creditor Agreement)</b> | Please refer to the chapter titled “ <i>Terms of the Issue – Events of Default</i> ” on page 468  |
| <b>Creation of recovery expense fund</b>   | Pursuant to the SEBI circular, SEBI/HO/MIRSD/CRADT/CIR/P/2020/207 dated October 22, 2020, the creation of the recovery expense fund shall come into force with effect from January 1, 2021 and all the applications for listing of debt securities made on or after January 1, 2021 shall comply with the conditions of creation of the recovery expense fund. The existing issuers whose debt securities are already listed on the stock exchange shall have an additional period of 90 days for creation of the recovery expense fund in terms of the above-mentioned circular issued by SEBI                             |
| <b>Conditions for breach of covenants (as specified in Debenture Trust Deed)</b>                     | Upon occurrence of any default in the performance or observance of any term, covenant, condition or provision contained in the Summary Term Sheet, the Debenture Trustee shall take necessary actions as mentioned in the Debenture Trust Deed  |
| <b>Cross Default</b>   | Please refer to the chapter titled “ <i>Terms of the Issue – Events of Default</i> ” on page 468  |
| <b>Roles and responsibilities of the Debenture Trustee</b>   | Please refer to the chapter titled “ <i>Terms of the Issue – Debenture Trustees for the Debenture Holders</i> ” on page 468   |
| <b>Risk factors pertaining to the Issue</b>  | Please see section titled “ <i>Risk Factors</i> ” on page 16 of this Prospectus   |
| <b>Settlement Mode</b>   | Please refer to the chapter titled “ <i>Terms of the Issue - Payment on Redemption</i> ” on page 476  |
| <b>Governing law and jurisdiction</b>  | The Issue shall be governed in accordance with the laws of the Republic of India and shall be subject to the exclusive jurisdiction of the courts of Trivandrum   |

*Note: (a) The Issue shall remain open for subscription on Working Days from 10:00 a.m. to 5:00 p.m. (Indian Standard Time), during the period indicated above, except that the Issue may close on such earlier date or extended date (subject to a period of maximum 30 days) as may be decided by the Board of Directors of our Company (“**Board**”) or the Debenture Committee. In the event of such an early closure of or extension subscription list of the Issue, our Company shall ensure that notice of such early closure or extension is given to the prospective investors through an advertisement in a reputed national daily newspaper with wide circulation on or before such earlier date or extended date of closure. Applications Forms for the Issue will be accepted*

only from 10:00 a.m. to 5:00 p.m. (Indian Standard Time) or such extended time as may be permitted by BSE, on Working Days during the Issue Period. On the Issue Closing Date, Application Forms will be accepted only between 10:00 a.m. to 3:00 p.m. and uploaded until 5:00 p.m. (Indian Standard Time) or such extended time as may be permitted by BSE.

*(b) In terms of Regulation 4(2)(d) of the SEBI Debt Regulations, our Company will undertake this Issue of NCDs in dematerialized form. However, in terms of Section 8 (1) of the Depositories Act, the Company, at the request of the Applicants who wish to hold the NCDs post allotment in physical form, will fulfil such request through the process of dematerialization, if the NCDs were originally issued in dematerialized form.*

*\*Participation by any of the above-mentioned Investor classes in this Issue will be subject to applicable statutory and/or regulatory requirements. Applicants are advised to ensure that Applications made by them do not exceed the investment limits or maximum number of NCDs that can be held by them under applicable statutory and/or regulatory provisions.*

*%While the NCDs are secured to the tune of 100% of the principal and interest thereon in favour of Debenture Trustee, it is the duty of the Debenture Trustee to monitor the security cover is maintained, however, the recovery of 100% of the amount shall depend on the market scenario prevalent at the time of enforcement of the security.*

**Participation by any of the above-mentioned Investor classes in this Issue will be subject to applicable statutory and/or regulatory requirements. Applicants are advised to ensure that Applications made by them do not exceed the investment limits or maximum number of NCDs that can be held by them under applicable statutory and/or regulatory provisions.**

In case of Application Form being submitted in joint names, the Applicants should ensure that the demat account is also held in the same joint names and the names are in the same sequence in which they appear in the Application Form.

**Applicants are advised to ensure that they have obtained the necessary statutory and/or regulatory permissions/ consents/ approvals in connection with applying for, subscribing to, or seeking allotment of NCDs pursuant to the Issue.**

For further details, please refer to “Issue Procedure” on page 480.

## Terms of the NCDs

| Options  | I  | II        | III       | IV        | V         | VI         | VII        | VIII       | IX         |
|--|--|-----------|-----------|-----------|-----------|------------|------------|------------|------------|
| <b>Nature</b>  | Secured  | Secured   | Secured   | Unsecured | Unsecured | Secured    | Secured    | Secured    | Unsecured  |
| <b>Tenure</b>  | 27 months  | 38 months | 60 months | 72 months | 72 months | 27 months  | 38 months  | 60 months  | 72 months  |
| <b>Frequency of Interest Payment</b>                     | Monthly  | Monthly   | Monthly   | Monthly   | Annual    | Cumulative | Cumulative | Cumulative | Cumulative |
| <b>Minimum Application</b>                               | Rs. 10000 (10 NCDs)  |           |           |           |           |            |            |            |            |
| <b>In multiples, of</b>                                  | 1 NCD after minimum application  |           |           |           |           |            |            |            |            |
| <b>Face Value of NCDs (₹ /NCD)</b>                       | Rs.1000 (1 NCD)  |           |           |           |           |            |            |            |            |
| <b>Issue Price (₹ /NCD)</b>                              | Rs.1000 (1 NCD)  |           |           |           |           |            |            |            |            |
| <b>Mode of Interest Payment/ Redemption</b>              | Through various opetions available   |           |           |           |           |            |            |            |            |
| <b>Coupon (%) per annum*</b>                             | 8.25%  | 8.50%     | 8.75%     | 9.00%     | 9.40%     | NA         | NA         | NA         | NA         |
| <b>Coupon Type</b>                                       | Fixed  |           |           |           |           |            |            |            |            |
| <b>Redemption Amount (₹ /NCD) for Debenture Holders*</b> | 1000   | 1000      | 1000      | 1000      | 1000      | 1203       | 1307       | 1546       | 1714       |
| <b>Effective Yield (%) (per annum)*</b>                  | 8.57%  | 8.84%     | 9.10%     | 9.38%     | 9.40%     | 8.58%      | 8.84%      | 9.10%      | 9.40%      |
| <b>Put and Call Option</b>                               | NA   |           |           |           |           |            |            |            |            |
| <b>Deemed Date of Allotment</b>                          | The date on which the Board or the Debenture Committee approves the Allotment of NCDs. All benefits relating to the NCDs including interest on the NCDs shall be available to the Investors from the Deemed Date of Allotment. The actual Allotment of NCDs may take place on a date other than the Deemed Date of Allotment |           |           |           |           |            |            |            |            |

## Interest and Payment of Interest

### 1. Monthly interest payment options

Interest would be paid monthly under Options I, II, III and IV at the following rates of interest in connection with the relevant categories of Debenture holders, on the amount outstanding from time to time, commencing from the Deemed Date of Allotment of NCDs:

| Category of Debenture Holder | Rate of Interest (p.a.) for following Options |       |       |       |
|------------------------------|---|-------|-------|-------|
|                              | I   | II    | III   | IV    |
| All categories (%)           | 8.25 %  | 8.50% | 8.75% | 9.00% |

For avoidance of doubt where interest is to be paid on a monthly basis, relevant interest will be calculated from the first day till the last date of every month on an actual/actual basis during the tenor of such NCDs and paid on the first day of every subsequent month. For the first interest payment for NCDs under the monthly options if the Deemed Date of Allotment is prior to the fifteenth of that month, interest for that month will be paid on first day of the subsequent month and if the Deemed Date of Allotment is post the fifteenth of that month, interest from the Deemed Date of Allotment till the last day of the subsequent month will be clubbed and paid on the first day of the month next to that subsequent month.

### 2. Annual interest payment options

Option V of the NCDs shall be redeemed as below:

| Category of Debenture Holder | Rate of Interest (p.a.) |
|------------------------------|-------------------------|
|                              | V                       |
| All categories (%)           | 9.40%                   |

For avoidance of doubt where interest is to be paid on an annual basis, relevant interest will be calculated from the first day till the last date of every year on an actual/actual basis during the tenor of such NCDs and paid on the first day of every subsequent year. The last interest payment under this option shall be made at the time of redemption of the NCDs.

### 3. Cumulative NCD redemption options

Option VI, VII, VIII and IX of the NCDs shall be redeemed as below:

| Category of Debenture Holder | Redemption Amount (Rs.per NCD) |      |      |      |
|------------------------------|--------------------------------|------|------|------|
|                              | VI                             | VII  | VIII | IX   |
| All categories               | 1203                           | 1307 | 1546 | 1714 |

## Day count convention

Please refer to Annexure C for details pertaining to the cash flows of the Company in accordance with the SEBI circular bearing number CIR/IMD/DF/18/2013 dated October 29, 2013 and SEBI Circular No. CIR/IMD/DF-1/122/2016 dated November 11, 2016.

Please note that in case the NCDs are transferred and/or transmitted in accordance with the provisions of this Prospectus read with the provisions of the Articles of Association of our Company, the transferee of such NCDs or the transferee of deceased holder of NCDs, as the case may be, shall be entitled to any interest which may have accrued on the NCDs subject to such Transferee holding the NCDs on the Record Date.

## **Terms of Payment**

The entire face value per NCDs is payable on Application. The entire amount of face value of NCDs applied for will be blocked in the relevant ASBA Account maintained with the SCSB. In the event of Allotment of a lesser number of NCDs than applied for, our Company shall unblock the additional amount blocked upon application in the ASBA Account, in accordance with the terms of specified in “*Terms of the Issue – Manner of Payment of Interest/ Redemption Amounts*” on page 474.

**Participation by any of the above-mentioned Investor classes in this Issue will be subject to applicable statutory and/or regulatory requirements. Applicants are advised to ensure that Applications made by them do not exceed the investment limits or maximum number of NCDs that can be held by them under applicable statutory and/or regulatory provisions.**

Applications may be made in single or joint names (not exceeding three). Applications should be made by Karta in case the Applicant is an HUF. If the Application is submitted in joint names, the Application Form should contain only the name of the first Applicant whose name should also appear as the first holder of the depository account held in joint names. If the depository account is held in joint names, the Application Form should contain the name and PAN of the person whose name appears first in the depository account and signature of only this person would be required in the Application Form. This Applicant would be deemed to have signed on behalf of joint holders and would be required to give confirmation to this effect in the Application Form. Please ensure that such Applications contain the PAN of the HUF and not of the Karta.

In the case of joint Applications, all payments will be made out in favour of the first Applicant. All communications will be addressed to the first named Applicant whose name appears in the Application Form and at the address mentioned therein.

Applicants are advised to ensure that they have obtained the necessary statutory and/or regulatory permissions/consents/approvals in connection with applying for, subscribing to, or seeking Allotment of NCDs pursuant to this Issue. For further details, please see the chapter titled “*Issue Procedure*” on page 480.



## TERMS OF THE ISSUE

### Authority for the Issue

This Issue has been authorised by the Board of Directors of our Company pursuant to a resolution passed at their meeting held on September 7, 2020 and subsequently by the Debenture Committee in their meeting held on November 24, 2020. Further, the present borrowing is within the borrowing limits under Section 180(1)(c) of the Companies Act, 2013, duly approved by the Shareholders' *vide* their resolution passed at their EGM held on June 3, 2014.

### Principal Terms & Conditions of this Issue

The NCDs being offered as part of the Issue are subject to the provisions of the SEBI Debt Regulations, the applicable provisions of Companies Act, 2013, the Memorandum and Articles of Association of our Company, the terms of this Prospectus, the Application Forms, the terms and conditions of the Debenture Trusteeship Agreement, the Debenture Trust Deed, other applicable statutory and/or regulatory requirements including those issued from time to time by SEBI, the Government of India, BSE, RBI, and/or other statutory/regulatory authorities relating to the offer, issue and listing of securities and any other documents that may be executed in connection with the NCDs.

### Ranking of Secured NCDs

The Secured NCDs being offered through this Issue would constitute direct and secured obligations of the Company and subject to any obligations under applicable statutory and/or regulatory requirements, shall also, with regard to the amount invested, be secured by way of subservient charge with existing secured creditors on all loan receivables (both present and future) of the company in favour of Debenture Trustee, to be held on pari passu basis among the present and / or future NCD holders, as may be applicable. The claims of the Debenture Holders shall be superior to the claims of any unsecured creditors, subject to applicable statutory and/or regulatory requirements.

### Ranking of Unsecured NCDs

The Unsecured NCDs would constitute unsecured and subordinated obligations of our Company and shall rank pari passu inter se, and subject to any obligations under applicable statutory and/or regulatory requirements. The Unsecured NCDs proposed to be issued under the Issue and all earlier issues of unsecured debentures outstanding in the books of our Company, shall rank pari passu without preference of one over the other except that priority for payment shall be as per applicable date of redemption. The claims of the Unsecured NCD holders shall be subordinated to those of the other creditors of our Company, subject to applicable statutory and/or regulatory requirements. Our Company may, subject to applicable RBI requirements and other applicable statutory and/or regulatory provisions, treat the Unsecured NCDs as Tier II Capital.

### Security

The Issue comprises of public issue of NCDs of face value of ₹1,000 each.

The principal amount of the Secured NCDs to be issued in terms of this Prospectus together with all interest due on the Secured NCDs, as well as all costs, charges, all fees, remuneration of Debenture Trustee and expenses payable in respect thereof shall be secured by way of subservient charge with existing secured creditors on all loan receivables (both present and future) of the company in favour of Debenture Trustee, to be held on pari passu basis among the present and / or future NCD holders, as may be applicable equal to the value 1 time of the debentures outstanding plus interest accrued thereon.

Our Company will create the security for the Secured NCDs in favour of the Debenture Trustee for the Debenture Holders holding the Secured NCDs on the assets to ensure 100.00% security cover of the amount outstanding including interest in respect of the Secured NCDs at any time.

Our Company has entered into the Debenture Trusteeship Agreement and in furtherance thereof intends to enter into a deed of agreement with the Debenture Trustee, ("**Debenture Trust Deed**"), the terms of which shall govern the appointment of the Debenture Trustee and the issue of the NCDs. Our Company proposes to complete the execution of the Debenture Trust Deed before finalisation of the Basis of Allotment in consultation with the

Designated Stock Exchange and shall utilise the funds only after the stipulated security has been created.

Under the terms of the Debenture Trust Deed, our Company will covenant with the Debenture Trustee that it will pay the Debenture Holders holding the NCDs the principal amount on the NCDs on the relevant redemption date and also that it will pay the interest due on the NCDs at the rate specified in this Prospectus and in the Debenture Trust Deed.

The Debenture Trust Deed will also provide that our Company may withdraw any portion of the security subject to prior written consent of the Debenture Trustee and/or may replace with another asset of the same or a higher value.

Our Company confirms that the Issue Proceeds shall be kept in the Public Issue Account until the documents for creation of security i.e. the Debenture Trust Deed, is executed.

Further, in the event our Company fails to execute the Debenture Trust Deed within a period of three months from the Issue Closing Date, our Company shall pay interest of at least 2% p.a. to each NCD Holder, over and above the agreed coupon rate, till the execution of the Debenture Trust Deed.

### **Debenture Redemption Reserve**

Pursuant to Section 71 of the Companies Act, 2013 and Rule 18 (7) of the Companies (Share Capital and Debentures) Rules, 2014, each as amended an NBFC is not required to maintain DRR for debentures issued through a public issue. Hence, investors shall not have the benefit of reserve funds to cover the re-payment of the principal and interest on the NCDs.

### **Face Value**

The face value of each NCD to be issued under this Issue shall be ₹1,000.

### **Debenture Holder not a Shareholder**

The Debenture Holders will not be entitled to any of the rights and privileges available to the equity and/or preference shareholders of our Company, except to the extent of the right to receive the annual reports of our Company and such other rights as may be prescribed under the Companies Act, 2013 and the rules prescribed thereunder and the SEBI Listing Regulations.

### **Rights of Secured Debenture Holders**

Some of the significant rights available to the Debenture Holders are as follows:

1. The Secured NCDs shall not, except as provided under the Companies Act, 2013, confer upon the Debenture Holders thereof any rights or privileges available to our members including the right to receive notices or annual reports of, or to attend and/or vote, at our general meeting. However, if any resolution affecting the rights attached to the Secured NCDs is to be placed before the members, the said resolution will first be placed before the concerned registered Debenture Holders for their consideration. The opinion of the Debenture Trustee as to whether such resolution is affecting the right attached to the Secured NCDs is final and binding on Debenture Holders. In terms of Section 136 of the Companies Act, 2013, holders of Secured NCDs shall be entitled to a copy of the balance sheet and copy of trust deed on a specific request made to us.
2. Subject to applicable statutory/regulatory requirements and terms of the Debenture Trust Deed, including requirements of the RBI, the rights, privileges and conditions attached to the Secured NCDs may be varied, modified and/or abrogated with the consent in writing of the holders of at least three-fourths of the outstanding amount of the Secured NCDs or with the sanction of a special resolution passed at a meeting of the concerned Debenture Holders, provided that nothing in such consent or resolution shall be operative against us, where such consent or resolution modifies or varies the terms and conditions governing the Secured NCDs, if the same are not acceptable to us.
3. Subject to applicable statutory/regulatory requirements and terms of the Debenture Trust Deed, the registered Secured Debenture Holder or in case of joint-holders, the one whose name stands first in the register of debenture holders shall be entitled to vote in respect of such Secured NCDs, either in person or by proxy, at

any meeting of the concerned Secured Debenture Holders and every such holder shall be entitled to one vote on a show of hands and on a poll, his/her voting rights on every resolution placed before such meeting of the Secured Debenture Holders shall be in proportion to the outstanding nominal value of Secured NCDs held by him/her.

4. The Secured NCDs are subject to the provisions of the SEBI Debt Regulations, the applicable provisions of Companies Act, 2013 and the Companies Act, 1956, the Memorandum and Articles of Association of our Company, the terms of this Prospectus, the Application Form, the terms and conditions of the Debenture Trust Deed, requirements of the RBI, other applicable statutory and/or regulatory requirements relating to the issue and listing, of securities and any other documents that may be executed in connection with the Secured NCDs.
5. The Depositories shall maintain the up to date record of holders of the Secured NCDs in dematerialised form. In terms of Section 88(3) of the Companies Act, 2013, the register and index of beneficial of Secured NCDs maintained by a Depository for any Secured NCD in dematerialised form under Section 11 of the Depositories Act shall be deemed to be a register of Debenture Holders for this purpose.
6. A register of Debenture Holders holding Secured NCDs in physical form pursuant to rematerialisation of the Secured NCDs issued pursuant to this Issue ("**Register of Debenture Holder**") will be maintained in accordance with Section 88 of the Companies Act, 2013 and all interest/redemption amounts and principal sums becoming due and payable in respect of the Secured NCDs will be paid to the registered holder thereof for the time being or in the case of joint-holders, to the person whose name stands first in the Register of Debenture Holders as on the Record Date.
7. Subject to compliance with RBI requirements, Secured NCDs can be rolled over only with the consent of the holders of at least 75% of the outstanding amount of the Secured NCDs after providing at least 21 days' prior notice for such roll over and in accordance with the SEBI Debt Regulations. Our Company shall redeem the debt securities of all the debt securities holders, who have not given their positive consent to the roll-over.
8. The aforementioned rights of the Secured Debenture Holders are merely indicative. The final rights of the Secured Debenture Holders will be as per the terms of the Prospectus, the Debenture Trust Deed to be executed between our Company and the Debenture Trustee.

### **Rights of Unsecured NCD Holders**

Some of the significant rights available to the Unsecured NCD Holders are as follows:

1. The Unsecured NCDs shall not, except as provided in the Companies Act, 2013, our Memorandum and Articles of Association and/or the Debenture Trust Deed, confer upon the holders thereof any rights or privileges available to our Company's members/shareholders including, without limitation, the right to attend and/or vote at any general meeting of our Company's members/shareholders. However, if any resolution affecting the rights attached to the Unsecured NCDs is to be placed before the members/shareholders of our Company, the said resolution will first be placed before the concerned registered Unsecured NCD Holders for their consideration. In terms of Section 136(1) of the Companies Act, 2013, holders of Unsecured NCDs shall be entitled to a copy of the balance sheet and copy of trust deed on a specific request made to our Company.
2. Subject to applicable statutory/regulatory requirements and terms of the Debenture Trust Deed, including requirements of the RBI, the rights, privileges and conditions attached to the Unsecured NCDs may be varied, modified and/or abrogated with the consent in writing of the holders of at least three-fourths of the outstanding amount of the Unsecured NCDs or with the sanction of a special resolution passed at a meeting of the concerned Unsecured NCD Holders, provided that nothing in such consent or resolution shall be operative against us, where such consent or resolution modifies or varies the terms and conditions governing the Unsecured NCDs, if the same are not acceptable to us.
3. Subject to applicable statutory/regulatory requirements and terms of the Debenture Trust Deed, the registered Unsecured NCD Holders or in case of joint-holders, the one whose name stands first in the Register of Debenture Holders shall be entitled to vote in respect of such Unsecured NCDs, either in person or by proxy, at any meeting of the concerned Unsecured NCD Holders and every such holder shall be entitled to one vote on a show of hands and on a poll, his/her voting rights on every resolution placed before such meeting of the

Unsecured NCD Holders shall be in proportion to the outstanding nominal value of Unsecured NCDs held by him/her.

4. The Depositories shall maintain the up to date record of holders of the Unsecured NCDs in dematerialised form. In terms of Section 88(3) of the Companies Act, 2013, the register and index of beneficial of Unsecured NCDs maintained by a Depository for any Unsecured NCD in dematerialised form under Section 11 of the Depositories Act shall be deemed to be a register of Debenture Holders for this purpose.
5. A register of Debenture Holders holding Unsecured NCDs in physical form pursuant to rematerialisation of the Unsecured NCDs issued pursuant to this Issue ("**Register of Debenture Holder**") will be maintained in accordance with Section 88 of the Companies Act, 2013 and all interest/redemption amounts and principal sums becoming due and payable in respect of the Unsecured NCDs will be paid to the registered holder thereof for the time being or in the case of joint-holders, to the person whose name stands first in the Register of Debenture Holders as on the Record Date.
6. The Unsecured NCDs are subject to the provisions of the SEBI Debt Regulations, the Companies Act, 2013, the Memorandum and Articles of Association of our Company, the terms of the Prospectus, the Application Forms, the Abridged Prospectus, Corrigendum if any, addendum if any, the terms and conditions of the Debenture Trust Deed, requirements of the RBI, other applicable statutory and/or regulatory requirements relating to the issue and listing, of securities and any other documents that may be executed in connection with the Unsecured NCDs.
7. For the Unsecured NCDs issued in dematerialized form, the Depositories shall also maintain the upto date record of holders of the Unsecured NCDs in dematerialized Form. For Unsecured NCDs in dematerialized form, all interest and principal sums becoming due and payable in respect of the Unsecured NCDs will be paid to the person for the time being appearing in the register of beneficial owners of the Depository. In terms of Section 88(3) of the Companies Act, 2013, the register and index of beneficial of Unsecured NCDs maintained by a Depository for any Unsecured NCDs in dematerialized form under Section 11 of the Depositories Act shall be deemed to be a Register of Unsecured NCD Holders for this purpose. The same shall be maintained at the registered office of our Company under Section 94 of the Companies Act, 2013 unless the same has been moved to another location after obtaining the consent of the Unsecured NCD holders.
8. Subject to compliance with applicable statutory requirements, the Unsecured NCDs can be rolled over only with the consent of the holders of at least 75% of the outstanding amount of the Unsecured NCDs after providing at least 21 days prior notice for such roll over and in accordance with the SEBI Debt Regulations. Our Company shall redeem the Unsecured NCDs, who have not given their positive consent to the roll-over.

The aforementioned rights of the Unsecured NCD Holders are merely indicative. The final rights of the Unsecured NCD Holders will be as per the terms of the Offer Document and the Debenture Trust Deed.

#### **Debenture Trustees for the Secured Debenture Holders**

We have appointed SBI CAP Trustee Company Limited to act as the Debenture Trustees for the Secured Debenture Holders in terms of Regulation 4(4) of the SEBI Debt Regulations and Section 71(5) of the Companies Act, 2013 and the rules prescribed thereunder. We and the Debenture Trustee will execute a Debenture Trust Deed, *inter alia*, specifying the powers, authorities and obligations of the Debenture Trustee and us with respect to the NCDs. The Secured Debenture Holder(s) shall, without further act or deed, be deemed to have irrevocably given their consent to the Debenture Trustee or any of its agents or authorised officials to do all such acts, deeds, matters and things in respect of or relating to the NCDs as the Debenture Trustee may in its absolute discretion deem necessary or require to be done in the interest of the Secured Debenture Holder(s). Any payment made by us to the Debenture Trustee on behalf of the Debenture Holder(s) shall discharge us *pro tanto* to the Debenture Holder(s).

The Debenture Trustee will protect the interest of the Debenture Holders in the event of default by us in regard to timely payment of interest and repayment of principal and they will take necessary action at our cost.

#### **Trustees for the Unsecured NCD Holders**

We have appointed SBICap Trustee Company Limited to act as the Debenture Trustee for the Unsecured NCD

Holders. The Debenture Trustee and us will execute the Debenture Trust Deed, inter alia, specifying the powers, authorities and obligations of the Debenture Trustee and us. The Unsecured NCD Holders shall, without further act or deed, be deemed to have irrevocably given their consent to the Debenture Trustee or any of its agents or authorised officials to do all such acts, deeds, matters and things in respect of or relating to the Unsecured NCDs as the Debenture Trustee may in its absolute discretion deem necessary or require to be done in the interest of the Unsecured NCD Holders. Any payment made by us to the Debenture Trustee on behalf of the Unsecured NCD Holders shall discharge us *pro tanto* to the Unsecured NCD Holders. The Debenture Trustee will protect the interest of the Unsecured NCD Holders in the event of default by us in regard to timely payment of interest and repayment of principal and they will take necessary action at our cost.

### **Debenture Trustees for the Debenture Holders**

We have appointed SBI CAP Trustee Company Limited to act as the Debenture Trustees for the Debenture Holders in terms of Regulation 4(4) of the SEBI Debt Regulations and Section 71(5) of the Companies Act, 2013 and the rules prescribed thereunder. We and the Debenture Trustee will execute a Debenture Trust Deed, *inter alia*, specifying the powers, authorities and obligations of the Debenture Trustee and us with respect to the NCDs. The Debenture Holder(s) shall, without further act or deed, be deemed to have irrevocably given their consent to the Debenture Trustee or any of its agents or authorised officials to do all such acts, deeds, matters and things in respect of or relating to the NCDs as the Debenture Trustee may in its absolute discretion deem necessary or require to be done in the interest of the Debenture Holder(s). Any payment made by us to the Debenture Trustee on behalf of the Debenture Holder(s) shall discharge us *pro tanto* to the Debenture Holder(s).

The Debenture Trustee will protect the interest of the Debenture Holders in the event of default by us in regard to timely payment of interest and repayment of principal and they will take necessary action at our cost.

### **Events of Default (including manner of voting/conditions of joining Inter Creditor Agreements)**

Subject to the terms of the Debenture Trust Deed, the Debenture Trustee, at its discretion may, or if so requested in writing by the holders of at least three-fourths of the outstanding amount of the NCDs or with the sanction of a special resolution, passed at a meeting of the Debenture Holders, (subject to being indemnified and/or secured by the Debenture Holders to its satisfaction), give notice to our Company specifying that the NCDs and/or any particular options of NCDs, in whole but not in part are and have become due and repayable on such date as may be specified in such notice inter alia if any of the events listed below occurs. The description below is indicative and a complete list of events of default including cross defaults, if any, and its consequences will be specified in the Debenture Trust Deed:

Indicative list of Events of Default:

- (i) default is committed in payment of the principal amount of the NCDs on the due date(s);
- (ii) default is committed in payment of any interest on the NCDs on the due date(s);
- (iii) Default is committed in payment of any other amounts outstanding on the NCDs;
- (iv) Defaults in performance or compliance with one or more of its material obligations, covenant, condition or provisions in relation to the NCDs and/or the Transaction Documents, which default is incapable of remedy or, if in the reasonable opinion of the Debenture Trustee is capable of remedy, is not remedied within 30 (thirty) days of written notice of such default being provided to the Company by the Debenture Trustee;
- (v) If the Company creates or attempts to create any additional charge on the Secured Assets or any part thereof without the prior approval of the Debenture Trustee.
- (vi) If in the opinion of the Debenture Trustee, the Security is in jeopardy.
- (vii) An order is made or an effective resolution passed for the winding-up or dissolution, judicial management or administration of the Company, or the Company ceases or threatens to cease to carry on all or substantially all of its business or operations, except for the purpose of and followed by a reconstruction, amalgamation, reorganisation, merger or consolidation on terms approved by a Special Resolution of the NCD Holders;
- (viii) The Company commences a voluntary proceeding under any applicable bankruptcy, insolvency, winding up or other similar law now or hereafter in effect, or consent to the entry of an order for relief in an involuntary proceeding under any such law, or consent to the appointment or taking possession by a receiver, liquidator, assignee (or similar official) for any or a substantial part of its property or take any action towards its re-organisation, liquidation or dissolution;
- (ix) Any step is taken by Governmental Authority or agency or any other competent authority, with a view

- to the seizure, compulsory acquisition, expropriation or nationalisation of all or (in the opinion of the Debenture Trustee) a material part of the assets of the Company which is material to the Company;
- (x) The Company without the consent of Debenture Trustee ceases to carry on its business or gives notice of its intention to do so; and
- (xi) Any event occurs which under the laws of any relevant jurisdiction has an analogous effect to any of the events referred to in any of the foregoing paragraphs.

In accordance with the circular (SEBI/HO/MIRSD/CRADT/CIR/P/2020/203) dated October 13, 2020 issued by SEBI on “Standardisation of procedure to be followed by Debenture Trustee(s) in case of ‘Default’ by Issuers of listed debt securities”, post the occurrence of a “default”, the consent of the NCD Holders for entering into an inter-creditor agreement (the “ICA”)/enforcement of security shall be sought by the debenture trustee after providing a notice to the investors in the manner stipulated under applicable law. Further, the meeting of the NCD Holders shall be held within the period stipulated under applicable law. In case(s) where majority of investors express their consent to enter into the ICA, the debenture trustee shall enter into the ICA on behalf of the investors upon compliance with the conditions as stipulated in the abovementioned circular. In case consents are not received for signing the ICA, the debenture trustee shall take further action, if any, as per the decision taken in the meeting of the investors. The consent of the majority of investors shall mean the approval of not less than 75% of the investors by value of the outstanding debt and 60% of the investors by number at the ISIN level.

Regulation 51 read with the Explanation to Clause A (11) in Part B of Schedule III of the SEBI Listing Regulations, defines ‘default’ as non-payment of interest or principal amount in full on the pre-agreed date which shall be recognized at the first instance of delay in the servicing of any interest or principal on debt.

It is hereby confirmed, in case of an occurrence of a “default”, the Debenture Trustee shall abide and comply with the procedures mentioned in the above mentioned circular (SEBI/HO/MIRSD/CRADT/CIR/P/2020/203) dated October 13, 2020 issued by SEBI.

#### **Market Lot and Trading Lot**

Since trading of the NCDs is in dematerialised form, the tradable lot is one NCD.

Allotment in the Issue will be in Demat form in multiples of one NCD. For details of allotment, see “*Issue Procedure*” on page 480.

#### **Nomination facility to Debenture Holder**

In accordance with Rule 19 of the Companies (Share Capital and Debentures) Rules, 2014 (“Rule 19”) and Section 72 of the Companies Act, 2013, the sole Debenture Holder, or first Debenture Holder, along with other joint Debenture Holders’ (being individual(s)), may nominate, in the Form No. SH.13, any one person in whom, in the event of the death of Applicant the NCDs Allotted, if any, will vest. Where the nomination is made in respect of the NCDs held by more than one person jointly, all joint holders shall together nominate in Form No. SH.13 any person as nominee. A nominee entitled to the NCDs by reason of the death of the original holder(s), will, in accordance with Rule 19 and Section 56 of the Companies Act, 2013, be entitled to the same benefits to which he or she will be entitled if he or she were the registered holder of the NCDs. Where the nominee is a minor, the holder(s) may make a nomination to appoint, in Form No. SH.14, any person to become entitled to NCDs in the event of the holder’s death during minority. A nomination will stand rescinded on a sale/transfer/alienation of NCDs by the person nominating. A buyer will be entitled to make a fresh nomination in the manner prescribed. Fresh nomination can be made only on the prescribed form available on request at our Registered Office, Corporate Office or with the Registrar to the Issue.

Debenture Holder(s) are advised to provide the specimen signature of the nominee to us to expedite the transmission of the NCD(s) to the nominee in the event of demise of the Debenture Holder(s). The signature can be provided in the Application Form or subsequently at the time of making fresh nominations. This facility of providing the specimen signature of the nominee is purely optional.

In accordance with Rule 19, any person who becomes a nominee by virtue of the Rule 19, will on the production of such evidence as may be required by the Board, elect either:

- to register himself or herself as the holder of the NCDs; or
- to make such transfer of the NCDs, as the deceased holder could have made.

Further, the Board may at any time give notice requiring any nominee to choose either to be registered himself or herself or to transfer the NCDs, and if the notice is not complied with, within a period of 90 days, the Board may thereafter withhold payment of all interests or redemption amounts or other monies payable in respect of the NCDs, until the requirements of the notice have been complied with.

For all NCDs held in the dematerialized form, nominations registered with the respective Depository Participant of the Applicant would prevail. If the Investors require changing their nomination, they are requested to inform their respective Depository Participant in connection with NCDs held in the dematerialized form.

A nomination may be cancelled or varied by nominating any other person in place of the present nominee, by the Debenture Holder who has made the nomination, by giving a notice of such cancellation or variation in the prescribed manner as per applicable laws. The cancellation or variation shall take effect from the date on which the notice of such variation or cancellation is received.

For all NCDs held in the dematerialised form and since the allotment of NCDs pursuant to this Issue will be made only in dematerialized mode, there is no need to make a separate nomination with our Company. The nominations registered with the respective Depository Participant of the Applicant would prevail. If the Investors require changing their nomination, they are requested to inform their respective Depository Participant in connection with NCDs held in the dematerialised form.

### **Jurisdiction**

Exclusive jurisdiction for the purpose of the Issue is with the competent courts of jurisdiction in Cochin, Kerala India.

### **Application in the Issue**

Applicants shall apply in this Issue in dematerialised form only, through a valid Application Form filled in by the Applicant along with attachment, as applicable. Further, Applications in this Issue shall be made through the ASBA facility only.

In terms of Regulation 4(2)(d) of the SEBI Debt Regulations, our Company will make public issue of the NCDs in the dematerialised form only.

However, in terms of Section 8(1) of the Depositories Act, our Company, at the request of the Investors who wish to hold the NCDs in physical form will rematerialize the NCDs. However, any trading of the NCDs shall be compulsorily in dematerialised form only.

### **Form of Allotment and Denomination of Secured NCDs**

As per the SEBI Debt Regulations, the trading of the Secured NCDs on the Stock Exchange shall be in dematerialized form only in multiples of one (1) NCD (“**Market Lot**”). Allotment in this Issue to all allottees, will be in electronic form i.e. in dematerialised form and in multiples of one NCD.

For details of allotment please see “*Issue Procedure*” on page 480.

### **Transfer/Transmission of NCD(s)**

The NCDs shall be transferred or transmitted freely in accordance with the applicable provisions of the Companies Act, 2013. The NCDs held in dematerialised form shall be transferred subject to and in accordance with the rules/procedures as prescribed by NSDL/CDSL and the relevant DPs of the transfer or transferee and any other applicable laws and rules notified in respect thereof. The transferee(s) should ensure that the transfer formalities are completed prior to the Record Date. The seller should give delivery instructions containing details of the buyer’s DP account to his Depository Participant.

In the absence of the same, interest will be paid/redemption will be made to the person, whose name appears in the register of debenture holders maintained by the Depositories. In such cases, claims, if any, by the transferees would need to be settled with the transferor(s) and not with the Company or Registrar.

Pursuant to the SEBI (Listing Obligations and Disclosure Requirements) (Fourth Amendment) Regulations, 2018 read with SEBI Press release (no. 49/ 2018) dated December 3, 2018, NCDs held in physical form, pursuant to any rematerialisation, as above, cannot be transferred except by way of transmission or transposition, from April 1, 2019. However, any trading of the NCDs issued pursuant to this Issue shall be compulsorily in dematerialised form only.

## **Title**

In case of:

- the NCDs held in the dematerialised form, the person for the time being appearing in the record of beneficial owners maintained by the Depository; and
- the NCD held in physical form, pursuant to any rematerialisation, the person for the time being appearing in the Register of Debenture Holders as Debenture Holder,

shall be treated for all purposes by our Company, the Debenture Trustee, the Depositories and all other persons dealing with such person as the holder thereof and its absolute owner for all purposes regardless of any notice of ownership, trust or any interest in it or any writing on, theft or loss of the Consolidated NCD Certificate issued in respect of the NCDs and no person will be liable for so treating the Debenture Holder.

No transfer of title of NCD will be valid unless and until entered on the Register of Debenture Holders or the register and index of Debenture Holders maintained by the Depository prior to the Record Date. In the absence of transfer being registered, interest and/or Maturity Amount, as the case may be, will be paid to the person, whose name appears first in the Register of Debenture Holders maintained by the Depositories and/or our Company and/or the Registrar, as the case may be. In such cases, claims, if any, by the purchasers of the NCDs will need to be settled with the seller of the NCDs and not with our Company or the Registrar.

## **Succession**

Where NCDs are held in joint names and one of the joint holders dies, the survivor(s) will be recognized as the Debenture Holder(s). It will be sufficient for our Company to delete the name of the deceased Debenture Holder after obtaining satisfactory evidence of his death. Provided, a third person may call on our Company to register his name as successor of the deceased Debenture Holder after obtaining evidence such as probate of a will for the purpose of proving his title to the debentures. In the event of demise of the sole or first holder of the Debentures, the Company will recognise the executors or administrator of the deceased Debenture Holders, or the holder of the succession certificate or other legal representative as having title to the Debentures only if such executor or administrator obtains and produces probate or letter of administration or is the holder of the succession certificate or other legal representation, as the case may be, from an appropriate court in India. The directors of the Company in their absolute discretion may, in any case, dispense with production of probate or letter of administration or succession certificate or other legal representation. In case of death of Debenture Holders who are holding NCDs in dematerialised form, third person is not required to approach the Company to register his name as successor of the deceased Debenture Holder. He shall approach the respective Depository Participant of the Debenture Holder for this purpose and submit necessary documents as required by the Depository Participant.

Where a non-resident Indian becomes entitled to the NCDs by way of succession, the following steps have to be complied with:

1. Documentary evidence to be submitted to the Legacy Cell of the RBI to the effect that the NCDs were acquired by the non-resident Indian as part of the legacy left by the deceased Debenture Holder.
2. Proof that the non-resident Indian is an Indian national or is of Indian origin.
3. Such holding by a non-resident Indian will be on a non-repatriation basis.

## **Joint-holders**

Where two or more persons are holders of any NCD(s), they shall be deemed to hold the same as joint holders with benefits of survivorship subject to other provisions contained in the Articles.



## Procedure for Re-materialization of NCDs

Debenture Holders who wish to hold the NCDs in physical form may do so by submitting a request to their DP at any time after Allotment in accordance with the applicable procedure stipulated by the DP, in accordance with the Depositories Act and/or rules as notified by the Depositories from time to time. **Holders of NCDs who propose to rematerialise their NCDs, would have to mandatorily submit details of their bank mandate along with a copy of any document evidencing that the bank account is in the name of the holder of such NCDs and their Permanent Account Number to the Company and the DP. No proposal for rematerialisation of NCDs would be considered if the aforementioned documents and details are not submitted along with the request for such rematerialisation.**

## Restriction on transfer of NCDs

There are no restrictions on transfers and transmission of NCDs Allotted pursuant to this Issue. Pursuant to the SEBI Listing Regulations, NCDs held in physical form, pursuant to any rematerialisation, as above, cannot be transferred except by way of transmission or transposition, with effect from April 1, 2019.

## Period of Subscription

The subscription list shall remain open for a period as indicated below, with an option for early closure or extension by such period, as may be decided by the Board or a duly authorised committee of Directors of our Company, subject to necessary approvals. In the event of such early closure of the Issue, our Company shall ensure that notice of such early closure is given one day prior to such early date of closure through advertisement/s in a leading national daily newspaper.

## Issue Programme

|                           |                                |
|---------------------------|--------------------------------|
| <b>Issue Opening Date</b> | December 31, 2020 <sup>#</sup> |
| <b>Issue Closing Date</b> | January 25, 2021 <sup>*</sup>  |

<sup>#</sup> The Issue shall remain open for subscription on Working Days from 10:00 a.m. to 5:00 p.m. (Indian Standard Time), during the period indicated above, except that the Issue may close on such earlier date or extended date (subject to a period of maximum 30 days) as may be decided by the Board of Directors of our Company ("**Board**") or the Debenture Committee. In the event of such an early closure of or extension subscription list of the Issue, our Company shall ensure that notice of such early closure or extension is given to the prospective investors through an advertisement in a reputed national daily newspaper with wide circulation on or before such earlier date or extended date of closure. Applications Forms for the Issue will be accepted only from 10:00 a.m. to 5:00 p.m. (Indian Standard Time) or such extended time as may be permitted by BSE, on Working Days during the Issue Period. On the Issue Closing Date, Application Forms will be accepted only between 10:00 a.m. to 3:00 p.m. and uploaded until 5:00 p.m. (Indian Standard Time) or such extended time as may be permitted by BSE.

<sup>\*</sup>Application and any further changes to the Applications shall be accepted only between 10.00 a.m. and 5.00 p.m. (Indian Standard Time, "**IST**") during the Issue Period as mentioned above by the Members of the Syndicate, Trading Members and Designated Branches of SCSBs, except that on the Issue Closing Date when the Applications and any further changes in details in Applications, if any, shall be accepted only between 10.00 a.m. and 3.00 p.m. (IST) and shall be uploaded until 5.00 p.m. (IST) or such extended time as permitted by the Stock Exchange. It is clarified that the Applications not uploaded in the Stock Exchange platform would be rejected.

Due to limitation of time available for uploading the Applications on the Issue Closing Date, the Applicants are advised to submit their Applications one day prior to the Issue Closing Date and, in any case, no later than 3.00 p.m. (IST) on the Issue Closing Date. All times mentioned in this Prospectus are Indian Standard Time. Applicants are cautioned that in the event a large number of Applications are received on the Issue Closing Date, as is typically experienced in public offerings, some Applications may not get uploaded due to lack of sufficient time. Such Applications that cannot be uploaded will not be considered for Allocation under the Issue. Applications will be accepted only on Business Days, i.e., Monday to Friday (excluding any public holiday). Neither our Company, nor the Lead Manager, nor any Member of the Syndicate, Trading Members or Designated Branches of SCSBs is liable for any failure in uploading the Applications due to faults in any software/hardware system or otherwise.

## Basis of payment of Interest

NCDs once Allotted under any particular category of NCDs shall continue to bear the applicable tenor, Coupon/Yield and Redemption Amount as at the time of original Allotment irrespective of the category of Debenture Holder on any Record Date, and such Tenor, Coupon/Yield and Redemption Amount as at the time of original Allotment will not be impacted by trading of any series of NCDs between the categories of persons or

entities in the secondary market.

Payment of Interest/Maturity Amount will be made to those Debenture Holders whose names appear in the Register of Debenture Holders (or to first holder in case of joint-holders) as on Record Date.

We may enter into an arrangement with one or more banks in one or more cities for direct credit of interest to the account of the Investors. In such cases, interest, on the Interest Payment Date, would be directly credited to the account of those Investors who have given their bank mandate.

We may offer the facility of NACH, NEFT, RTGS, Direct Credit and any other method permitted by RBI and SEBI from time to time to help Debenture Holders. The terms of this facility (including towns where this facility would be available) would be as prescribed by RBI. Please see, “*Terms of the Issue - Manner of Payment of Interest / Redemption Amounts*” on page 474.

### **Taxation**

Any tax exemption certificate/document must be lodged at the office of the Registrar at least 15 (fifteen) days prior to the Record Date or as specifically required, failing which tax applicable on interest will be deducted at source on accrual thereof in our Company’s books and/or on payment thereof, in accordance with the provisions of the IT Act and/or any other statutory modification, enactment or notification as the case may be. A tax deduction certificate will be issued for the amount of tax so deducted.

As per clause (ix) of Section 193 of the I.T. Act, no tax is required to be withheld on any interest payable on any security issued by a company, where such security is in dematerialised form and is listed on a recognized stock exchange in India in accordance with the Securities Contracts (Regulation) Act, 1956 and the rules made thereunder. Accordingly, no tax will be deducted at source from the interest on listed NCDs held in the dematerialised form.

If the date of interest payment falls on a Saturday, Sunday or a public holiday in Mumbai or any other payment centre notified in terms of the Negotiable Instruments Act, 1881, then interest would be paid on the next working day. Payment of interest would be subject to the deduction as prescribed in the I.T. Act or any statutory modification or re-enactment thereof for the time being in force.

*Subject to the terms and conditions in connection with computation of applicable interest on the Record Date, please note that in case the NCDs are transferred and/or transmitted in accordance with the provisions of the Prospectus read with the provisions of the Articles of Association of our Company, the transferee of such NCDs or the deceased holder of NCDs, as the case may be, shall be entitled to any interest which may have accrued on the NCDs.*

### **Day Count Convention**

Interest shall be computed on actual/actual basis i.e. on the principal outstanding on the NCDs as per the SEBI Circular bearing no. CIR/IMD/DF-1/122/2016 dated November 11, 2016.

### **Effect of holidays on payments**

If the date of payment of interest does not fall on a Working Day, then the interest payment will be made on succeeding Working Day (the “**Effective Date**”), however the calculation for payment of interest will be only till the originally stipulated Interest Payment Date. The dates of the future interest payments would be as per the originally stipulated schedule. Payment of interest will be subject to the deduction of tax as per Income Tax Act or any statutory modification or re-enactment thereof for the time being in force. In case the Maturity Date (also being the last Interest Payment Date) does not fall on a Working Day, the payment will be made on the immediately preceding Working Day, along with coupon/interest accrued on the NCDs until but excluding the date of such payment.

### **Illustration for guidance in respect of the day count convention and effect of holidays on payments**

The illustration for guidance in respect of the day count convention and effect of holidays on payments, as required by SEBI Circular No. CIR/IMD/DF-1/122/2016 dated November 11, 2016 as shall be disclosed in the Prospectus.

## **Maturity and Redemption**

The NCDs issued pursuant to this Prospectus have a fixed maturity date. The NCDs will be redeemed at the expiry of 27 months from the Deemed Date of Allotment for Options I and VI and 38 months from the Deemed Date of Allotment for Options II and VII and 60 months from the deemed allotment for options III, and VIII and 72 months from the deemed allotment for options IV, V and IX.

## **Application Size**

Each Application should be for a minimum of 10 NCDs and multiples of one NCD thereof. The minimum Application size for each Application would be ₹10,000 (for all kinds of Options)/ NCDs either taken individually or collectively) and in multiples of ₹1,000 thereafter.

Applicants can apply for any or all Options of NCDs offered hereunder provided the Applicant has applied for minimum Application size using the same Application Form.

**Applicants are advised to ensure that Application made by them do not exceed the investment limits or maximum number of NCDs that can be held by them under applicable statutory and or regulatory provisions.**

## **Terms of Payment**

The entire issue price of ₹ 1,000 per NCD is blocked in the ASBA Account on Application itself. In case of Allotment of lesser number of NCDs than the number of NCDs applied for, our Company shall instruct the SCSBs to unblock the excess amount blocked on Application in accordance with the terms of the Prospectus.

## **Manner of Payment of Interest / Redemption Amounts**

The manner of payment of interest / redemption in connection with the NCDs is set out below:

### ***For NCDs held in dematerialised form:***

The bank details will be obtained from the Depositories for payment of interest / redemption amount as the case may be. Holders of the NCDs, are advised to keep their bank account details as appearing on the records of the Depository Participant updated at all points of time. Please note that failure to do so could result in delays in credit of interest/redemption amounts at the Applicant's sole risk, and the Lead Manager, our Company or the Registrar shall have no responsibility and undertake no liability for the same.

### ***For NCDs held in physical form on account of re-materialization:***

In case of NCDs held in physical form, on account of rematerialisation, the bank details will be obtained from the documents submitted to the Company along with the rematerialisation request. For further details, please see "Terms of the Issue- Procedure for Re-materialization of NCDs" on page 472.

The mode of payment of interest/redemption amount shall be undertaken in the following order of preference:

- 1. Direct Credit/ NACH/ RTGS:** Investors having their bank account details updated with the Depository shall be eligible to receive payment of interest / redemption amount, through:
  - (i) **Direct Credit.** interest / redemption amount would be credited directly to the bank accounts of the Investors, if held with the same bank as the Company.
  - (ii) **NACH:** National Automated Clearing House which is a consolidated system of ECS. Payment of interest / redemption amount would be done through NACH for Applicants having an account at one of the centres specified by the RBI, where such facility has been made available. This would be subject to availability of complete bank account details including Magnetic Ink Character Recognition (MICR) code wherever applicable from the depository. The payment of interest / redemption amount through NACH is mandatory for Applicants having a bank account at any of the centres where NACH facility has been made available by the RBI (subject to availability of all information for crediting the interest /

redemption amount through NACH including the MICR code as appearing on a cheque leaf, from the depositories), except where Applicant is otherwise disclosed as eligible to get interest / redemption amount through NEFT or Direct Credit or RTGS.

- (iii) **RTGS:** Applicants having a bank account with a participating bank and whose interest / redemption amount exceeds ₹ 2 lakhs, or such amount as may be fixed by RBI from time to time, have the option to receive the interest / redemption amount through RTGS. Such eligible Applicants who indicate their preference to receive interest / redemption amount through RTGS are required to provide the IFSC code in the Application Form or intimate our Company and the Registrar to the Issue at least 7 (seven) days before the Record Date. Charges, if any, levied by the Applicant's bank receiving the credit would be borne by the Applicant. In the event the same is not provided, interest / redemption amount shall be made through NECS subject to availability of complete bank account details for the same as stated above.
  - (iv) **NEFT:** Payment of interest / redemption amount shall be undertaken through NEFT wherever the Applicants' bank has been assigned the Indian Financial System Code ("IFSC"), which can be linked to a Magnetic Ink Character Recognition, if any, available to that particular bank branch. IFSC Code will be obtained from the website of RBI as on a date immediately prior to the date of payment of the interest / redemption amounts, duly mapped with MICR numbers. Wherever the Applicants have registered their nine-digit MICR number and their bank account number while opening and operating the de-mat account, the same will be duly mapped with the IFSC Code of that particular bank branch and the payment of interest / redemption amount will be made to the Applicants through this method.
2. **Registered Post/Speed Post:** For all other Debenture Holders, including those who have not updated their bank particulars with the MICR code, the interest payment / redemption amount shall be paid by way of interest/ redemption warrants dispatched through speed post/ registered post only to Applicants that have provided details of a registered address in India.

#### **Printing of Bank Particulars on Interest/ Redemption Warrants**

As a matter of precaution against possible fraudulent encashment of interest/ redemption warrants due to loss or misplacement, the particulars of the Applicant's bank account are mandatorily required to be given for printing on the orders/ warrants. In relation to NCDs held dematerialised form, these particulars would be taken directly from the depositories. In case of NCDs held in physical form on account of rematerialisation, the Investors are advised to submit their bank account details with our Company / Registrar at least fifteen (15) days prior to the Record Date failing which the orders / warrants will be dispatched to the postal address of the holder of the NCD as available in the records of our Company. Bank account particulars will be printed on the warrants which can then be deposited only in the account specified.

#### **Loan against NCDs**

Pursuant to RBI Circular dated June 27, 2013, our Company, being an NBFC, is not permitted to extend any loans against the security of its NCDs.

#### **Buy Back of NCDs**

Our Company may, at its sole discretion, from time to time, consider, subject to applicable statutory and/or regulatory requirements, buyback of NCDs, upon such terms and conditions as may be decided by our Company.

Our Company may from time to time invite the Debenture Holders to offer the NCDs held by them through one or more buy-back schemes and/or letters of offer upon such terms and conditions as our Company may from time to time determine, subject to applicable statutory and/or regulatory requirements. Such NCDs which are bought back may be extinguished, re-issued and/or resold in the open market with a view of strengthening the liquidity of the NCDs in the market, subject to applicable statutory and/or regulatory requirements.

#### **Procedure for Redemption by Debenture Holders**

The procedure for redemption is set out below:

***NCDs held in physical form on account of re-materialization:***

No action would ordinarily be required on the part of the Debenture Holder at the time of redemption and the redemption proceeds would be paid to those Debenture Holders whose names stand in the register of Debenture Holders maintained by us on the Record Date fixed for the purpose of redemption. However, our Company may require that the NCD certificate(s), duly discharged by the sole holder/all the joint-holders (signed on the reverse of the NCD certificate(s)) be surrendered for redemption on maturity and should be sent by the Debenture Holder(s) by Registered Post with acknowledgment due or by hand delivery to our office or to such persons at such addresses as may be notified by us from time to time. Debenture Holder(s) may be requested to surrender the NCD certificate(s) in the manner as stated above, not more than three months and not less than one month prior to the redemption date so as to facilitate timely payment.

We may at our discretion redeem the NCDs without the requirement of surrendering of the NCD certificates by the holder(s) thereof. In case we decide to do so, the holders of NCDs need not submit the NCD certificates to us and the redemption proceeds would be paid to those Debenture Holders whose names stand in the register of Debenture Holders maintained by us on the Record Date fixed for the purpose of redemption of NCDs. In such case, the NCD certificates would be deemed to have been cancelled. Also see “*Terms of the Issue - Payment on Redemption*” on page 476.

***NCDs held in electronic form:***

No action is required on the part of Debenture Holder(s) at the time of redemption of NCDs.

**Payment on Redemption**

The manner of payment of redemption is set out below:

***NCDs held in physical form on account of re-materialisation***

The payment on redemption of the NCDs will be made by way of cheque/pay order/ electronic modes. However, if our Company so requires, the aforementioned payment would only be made on the surrender of NCD certificate(s), duly discharged by the sole holder / all the joint-holders (signed on the reverse of the NCD certificate(s)). Dispatch of cheques/pay order, etc. in respect of such payment will be made on the redemption date or (if so requested by our Company in this regard) within a period of 30 days from the date of receipt of the duly discharged NCD certificate.

In case we decide to do so, the redemption proceeds in the manner stated above would be paid on the redemption date to those Debenture Holders whose names stand in the Register of Debenture Holders maintained by us/Registrar to the Issue on the Record Date fixed for the purpose of redemption. Hence the transferees, if any, should ensure lodgement of the transfer documents with us at least 15 (fifteen) days prior to the Record Date. In case the transfer documents are not lodged with us at least 15 (fifteen) days prior to the Record Date and we dispatch the redemption proceeds to the transferor, claims in respect of the redemption proceeds should be settled amongst the parties *inter se* and no claim or action shall lie against us or the Registrar.

Our liability to holder(s) towards their rights including for payment or otherwise shall stand extinguished from the date of redemption in all events and when we dispatch the redemption amounts to the Debenture Holder(s).

Further, we will not be liable to pay any interest, income or compensation of any kind from the date of redemption of the NCD(s).

***NCDs held in electronic form***

On the redemption date, redemption proceeds would be paid by cheque /pay order / electronic mode to those Debenture Holders whose names appear on the list of beneficial owners given by the Depositories to us. These names would be as per the Depositories’ records on the Record Date fixed for the purpose of redemption. These NCDs will be simultaneously extinguished to the extent of the amount redeemed through appropriate debit corporate action upon redemption of the corresponding value of the NCDs. It may be noted that in the entire process mentioned above, no action is required on the part of Debenture Holders.

Our liability to Debenture Holder(s) towards his/their rights including for payment or otherwise shall stand

extinguished from the date of redemption in all events and when we dispatch the redemption amounts to the Debenture Holder(s).

Further, we will not be liable to pay any interest, income or compensation of any kind from the date of redemption of the NCD(s).

### **Right to reissue NCD(s)**

Subject to the provisions of the Companies Act, 2013, where we have fully redeemed or repurchased any NCD(s), we shall have and shall be deemed always to have had the right to keep such NCDs in effect without extinguishment thereof, for the purpose of resale or reissue and in exercising such right, we shall have and be deemed always to have had the power to resell or reissue such NCDs either by reselling or reissuing the same NCDs or by issuing other NCDs in their place. The aforementioned right includes the right to reissue original NCDs.

### **Sharing of information**

We may, at our option, use on our own, as well as exchange, share or part with any financial or other information about the Debenture Holders available with us, and affiliates and other banks, financial institutions, credit bureaus, agencies, statutory bodies, as may be required and neither we or our affiliates nor their agents shall be liable for use of the aforesaid information.

### **Notices**

All notices to the Debenture Holder(s) required to be given by us or the Debenture Trustee shall be published in one English language newspaper having wide circulation and one regional language daily newspaper in Kerala and/or will be sent by post/ courier or through email or other electronic media to the registered holders of the NCD(s) from time to time.

### **Issue of duplicate NCD Certificate(s)**

If any NCD certificate(s), issued pursuant to rematerialisation, if any, is/are mutilated or defaced or the cages for recording transfers of NCDs are fully utilised, the same may be replaced by us against the surrender of such certificate(s). Provided, where the NCD certificate(s) are mutilated or defaced, the same will be replaced as aforesaid only if the certificate numbers and the distinctive numbers are legible.

If any NCD certificate is destroyed, stolen or lost then upon production of proof thereof to our satisfaction and upon furnishing such indemnity/security and/or documents as we may deem adequate, duplicate NCD certificate(s) shall be issued. Upon issuance of a duplicate NCD certificate, the original NCD certificate shall stand cancelled.

### **Future Borrowings**

We will be entitled to borrow/raise loans or avail of financial assistance in whatever form as also to issue debentures/ NCDs/other securities in any manner having such ranking in priority, *pari passu* or otherwise, subject to applicable consents, approvals or permissions that may be required under any statutory/regulatory/contractual requirement, and change the capital structure including the issue of shares of any class, on such terms and conditions as we may think appropriate, without the consent of, or intimation to, the Debenture Holders or the Debenture Trustee in this connection.

### **Impersonation**

As a matter of abundant caution, attention of the Investors is specifically drawn to the provisions of sub-section (1) of Section 38 of the Companies Act, 2013 which is reproduced below:

*“Any person who:*

- (a) makes or abets making of an application in a fictitious name to a company for acquiring, or subscribing for, its securities; or*
- (b) makes or abets making of multiple applications to a company in different names or in different*

- combinations of his name or surname for acquiring or subscribing for its securities; or*
- (c) *otherwise induces directly or indirectly a company to allot, or register any transfer of, securities to him, or to any other person in a fictitious name, shall be liable for action under Section 447."*

The liability prescribed under Section 447 of the Companies Act 2013 for fraud involving an amount of at least ₹ 10 lakh or 1.00% of the turnover of the Company, whichever is lower, includes imprisonment for a term which shall not be less than six months extending up to 10 years (provided that where the fraud involves public interest, such term shall not be less than three years) and fine of an amount not less than the amount involved in the fraud, extending up to three times of such amount. In case the fraud involves (i) an amount which is less than ₹ 10 lakh or 1.00% of the turnover of the Company, whichever is lower; and (ii) does not involve public interest, then such fraud is punishable with an imprisonment for a term extending up to five years or a fine of an amount extending up to ₹ 50 lakh or with both.

### **Pre-closure**

Our Company, in consultation with the Lead Manager reserves the right to close this Issue at any time prior to the Issue Closing Date, subject to receipt of minimum subscription (75% of the Base Issue, i.e. ₹ 15,000 lakhs). Our Company shall allot NCDs with respect to the Application Forms received at the time of such pre-closure in accordance with the Basis of Allotment as described herein and subject to applicable statutory and/or regulatory requirements. In the event of such early closure of this Issue, our Company shall ensure that public notice of such early closure is published on or before such early date of closure or the Issue Closing Date for this Issue, as applicable, through advertisement(s) in all those newspapers in which pre-issue advertisement and advertisement for opening or closure of the Issue have been given.

### **Minimum Subscription**

If our Company does not receive the minimum subscription of 75% of Base Issue Size i.e. ₹ 15,000 lakhs, prior to the Issue Closing Date, the entire Application Amount shall be unblocked in the relevant ASBA Account(s) of the Applicants within six Working Days from the Issue Closing Date provided wherein, the Application Amount has been transferred to the Public Issue Account from the respective ASBA Accounts, such Application Amount shall be refunded from the Refund Account to the relevant ASBA Accounts(s) of the Applicants within six Working Days from the Issue Closing Date, failing which the Company will become liable to refund the Application Amount along with interest at the rate 15 (fifteen) percent per annum for the delayed period.

### **Pre-Issue Advertisement**

Subject to Section 30 of the Companies Act, 2013, our Company will issue a statutory advertisement on or before the Issue Opening Date. This advertisement will contain the information as prescribed in Schedule IV of SEBI Debt Regulations in compliance with the Regulation 8(1) of SEBI Debt Regulations. Material updates, if any, between the date of filing of the Prospectus with RoC and the date of release of the statutory advertisement, will be included in the statutory advertisement.

### **Listing**

The NCDs offered through the Prospectus are proposed to be listed on the BSE. Our Company has obtained an 'in-principle' approval for the Issue from the BSE *vide* their letter dated December 24, 2020. For the purposes of the Issue, BSE shall be the Designated Stock Exchange.

Our Company will use best efforts to ensure that all steps for the completion of the necessary formalities for listing at the Stock Exchange is taken within six Working Days of the Issue Closing Date. For the avoidance of doubt, it is hereby clarified that in the event of non-subscription to any one or more of the option, such option(s) of NCDs shall not be listed. If permissions to deal in and for an official quotation of our NCDs are not granted by the Stock Exchange, our Company will forthwith repay, without interest, all moneys received from the applicants in pursuance of the Prospectus.

### **Guarantee/ Letter of Comfort**

This Issue is not backed by a guarantee or letter of comfort or any other document and/or letter with similar intent.

**Arrangers**

No arrangers have been appointed for this Issue.

**Monitoring & Reporting of Utilisation of Issue Proceeds**

There is no requirement for appointment of a monitoring agency in terms of the SEBI Debt Regulations. Our Board shall monitor the utilisation of the proceeds of the Issue. Our Company will disclose in the Company's financial statements for the relevant financial year commencing from Financial Year 2020, the utilisation of the proceeds of the Issue under a separate head along with details, if any, in relation to all such proceeds of the Issue that have not been utilised thereby also indicating investments, if any, of such unutilised proceeds of the Issue

**Lien**

Not Applicable

**Lien on Pledge of NCDs**

Subject to applicable laws, our Company, at its discretion, may note a lien on pledge of NCDs if such pledge of NCDs is accepted by any bank or institution for any loan provided to the Debenture Holder against pledge of such NCDs as part of the funding.



## ISSUE PROCEDURE

*This chapter applies to all Applicants. Pursuant to the circular (CIR/DDHS/P/121/2018) dated August 16, 2018 issued by SEBI, all Applicants are required to apply for in the Issue through the ASBA process and an amount equivalent to the full Application Amount as mentioned in the Application Form will be blocked by the Designated Branches of the SCSBs.*

*Applicants should note that they may submit their Application Forms at (i) the Designated Branches of the SCSBs or (ii) at the Collection Centres, i.e. to the respective Members of the Consortium at the Specified Locations, the Trading Members at the Broker Centres, the CRTA at the Designated RTA Locations or CDP at the Designated CDP Locations. For further information, please see “Terms of the Issue - Submission of Completed Application Forms” on page 493.*

*Applicants are advised to make their independent investigations and ensure that their Application do not exceed the investment limits or maximum number of NCDs that can be held by them under applicable law or as specified in the Prospectus.*

*Please note that this section has been prepared based on the circular no. CIR/IMD/DF-1/20/2012 dated July 27, 2012 issued by SEBI (“Debt Application Circular”) as modified by circular (No. CIR/IMD/DF/18/2013) dated October 29, 2013 issued by SEBI and circular no. CIR/DDHS/P/121/2018 dated August 16, 2018 issued by SEBI (“Debt ASBA Circular”). The procedure mentioned in this section is subject to the Stock Exchange putting in place the necessary systems and infrastructure for implementation of the provisions of the abovementioned circular, including the systems and infrastructure required in relation to Applications made through the Direct Online Application Mechanism and the online payment gateways to be offered by Stock Exchange and accordingly is subject to any further clarifications, notification, modification, direction, instructions and/or correspondence that may be issued by the Stock Exchange and/or SEBI.*

*Please note that clarifications and/or confirmations regarding the implementation of the requisite infrastructure and facilities in relation to direct online applications and online payment facility as provided for in the Debt Application Circular have been sought from the Stock Exchange and the Stock Exchange has confirmed that the necessary infrastructure and facilities for the same have not been implemented by the Stock Exchange. Hence, the Direct Online Application facility will not be available for this Issue.*

**THE DESIGNATED INTERMEDIARIES (OTHER THAN TRADING MEMBERS), SCSBs AND THE COMPANY SHALL NOT BE RESPONSIBLE OR LIABLE FOR ANY ERRORS OR OMISSIONS ON THE PART OF THE TRADING MEMBERS IN CONNECTION WITH THE RESPONSIBILITIES OF SUCH TRADING MEMBERS INCLUDING BUT NOT LIMITED TO COLLECTION AND UPLOAD OF APPLICATION FORMS IN THIS ISSUE ON THE ELECTRONIC APPLICATION PLATFORM PROVIDED BY THE STOCK EXCHANGE. FURTHER, THE RELEVANT STOCK EXCHANGE SHALL BE RESPONSIBLE FOR ADDRESSING INVESTOR GRIEVANCES ARISING FROM APPLICATION THROUGH TRADING MEMBERS REGISTERED WITH THE STOCK EXCHANGE.**

*For purposes of this Issue, the term “Working Day” shall mean all days excluding Sundays or a holiday of commercial banks in Mumbai and/or Cochin, except with reference to Issue Period, where Working Days shall mean all days, excluding Saturdays, Sundays and public holiday in India. Furthermore, for the purpose of post issue period, i.e. period beginning from the Issue Closure to listing of the NCDs on the Stock Exchange, Working Day shall mean all trading days of the Stock Exchange, excluding Sundays and bank holidays in Mumbai, as per the SEBI Circular CIR/DDHS/P/121/2018 dated August 16, 2018.*

The information below is given for the benefit of the Investors. Our Company and the Members of Syndicate are not liable for any amendment or modification or changes in applicable laws or regulations, which may occur after the date of the Prospectus.

## PROCEDURE FOR APPLICATION

### Availability of the Abridged Prospectus and Application Forms

The Abridged Prospectus containing the salient features of the Prospectus together with Application Form may be obtained from:

- (a) Our Company's Registered Office and Corporate Office;
- (b) Offices of the Lead Manager/Syndicate Members;
- (c) the CRTA at the Designated RTA Locations;
- (d) the CDPs at the Designated CDP Locations;
- (e) Trading Members at the Broker Centres; and
- (f) Designated Branches of the SCSBs.

Electronic copies of this Prospectus along with the downloadable version of the Application Form will be available on the websites of the Lead Manager, the Stock Exchange, SEBI and the SCSBs.

Electronic Application Forms may be available for download on the website of the Stock Exchange and on the websites of the SCSBs that permit submission of Application Forms electronically. A unique application number ("UAN") will be generated for every Application Form downloaded from the website of the Stock Exchange. Our Company may also provide Application Forms for being downloaded and filled at such website as it may deem fit. In addition, brokers having online demat account portals may also provide a facility of submitting the Application Forms virtually online to their account holders.

**Trading Members of the Stock Exchange can download Application Forms from the website of the Stock Exchange. Further, Application Forms will be provided to Trading Members of the Stock Exchange at their request.**

### **Who can apply?**

The following categories of persons are eligible to apply in this Issue:

#### **Category I**

- Resident public financial institutions as defined in Section 2(72) of the companies act 2013, statutory corporations including state industrial development corporations, scheduled commercial banks, co-operative banks and regional rural banks, and multilateral and bilateral development financial institutions which are authorised to invest in the NCDs;
- Provident funds of minimum corpus of ₹ 2,500 lakhs, pension funds of minimum corpus of ₹ 2500 lakhs, superannuation funds and gratuity funds, which are authorised to invest in the NCDs;
- Alternative investment funds, subject to investment conditions applicable to them under the Securities and Exchange Board of India (Alternative Investment Funds) Regulations, 2012;
- Resident venture capital funds registered with SEBI;
- Insurance companies registered with the IRDAI;
- National Investment Fund (set up by resolution no. F. No. 2/3/2005-DDII dated November 23, 2005 of the Government of India and published in the Gazette of India);
- Insurance funds set up and managed by the Indian army, navy or the air force of the Union of India or by the Department of Posts, India;
- Mutual funds registered with SEBI; and
- Systemically Important NBFCs.

#### **Category II**

- Companies falling within the meaning of Section 2(20) of the Companies Act 2013; bodies corporate and societies registered under the applicable laws in India and authorised to invest in the NCDs;
- Educational institutions and associations of persons and/or bodies established pursuant to or registered under any central or state statutory enactment; which are authorised to invest in the NCDs;
- Trust including public/private charitable/religious trusts which are authorised to invest in the NCDs;
- Association of persons;
- Scientific and/or industrial research organisations, which are authorised to invest in the NCDs;
- Partnership firms in the name of the partners;
- Limited liability partnerships formed and registered under the provisions of the Limited Liability Partnership Act, 2008 (No. 6 of 2009); and
- Resident Indian individuals and Hindu undivided families through the Karta applying for an amount aggregating to a value exceeding ₹ 10 lakhs.

### Category III\*

- Resident Indian individuals; and
- Hindu undivided families through the Karta.

*\* applications aggregating to a value not more than and including ₹ 10 lakhs.*

*For Applicants applying for NCDs, the Registrar shall verify the above on the basis of the records provided by the Depositories based on the DP ID and Client ID provided by the Applicants in the Application Form and uploaded onto the electronic system of the Stock Exchange by the Members of the Syndicate or the Trading Members, as the case may be.*

**Participation of any of the aforementioned categories of persons or entities is subject to the applicable statutory and/or regulatory requirements in connection with the subscription to Indian securities by such categories of persons or entities. Applicants are advised to ensure that Application made by them do not exceed the investment limits or maximum number of NCDs that can be held by them under applicable statutory and or regulatory provisions. Applicants are advised to ensure that they have obtained the necessary statutory and/or regulatory permissions/consents/approvals in connection with applying for, subscribing to, or seeking Allotment of NCDs pursuant to this Issue.**

The Lead Manager and its respective associates and affiliates are permitted to subscribe in the Issue.

### **Who are not eligible to apply for NCDs?**

The following categories of persons, and entities, shall not be eligible to participate in this Issue and any Application from such persons and entities are liable to be rejected:

- (a) Minors without a guardian name\*(A guardian may apply on behalf of a minor. However, Application by minors must be made through Application Forms that contain the names of both the minor Applicant and the guardian);
- (b) Foreign nationals, NRI *inter-alia* including any NRIs who are (i) based in the USA, and/or, (ii) domiciled in the USA, and/or, (iii) residents/citizens of the USA, and/or, (iv) subject to any taxation laws of the USA;
- (c) Persons resident outside India and other foreign entities;
- (d) Foreign Portfolio Investors;
- (e) Foreign Venture Capital Investors;
- (f) Qualified Foreign Investors;
- (g) Overseas Corporate Bodies; and
- (h) Persons ineligible to contract under applicable statutory/regulatory requirements.

*\*Applicant shall ensure that guardian is competent to contract under Indian Contract Act, 1872*

Based on the information provided by the Depositories, our Company shall have the right to accept Application Forms belonging to an account for the benefit of a minor (under guardianship). In case of such Application, the Registrar to the Issue shall verify the above on the basis of the records provided by the Depositories based on the DP ID and Client ID provided by the Applicants in the Application Form and uploaded onto the electronic system of the Stock Exchange.

The concept of Overseas Corporate Bodies (meaning any company, partnership firm, society and other corporate body or overseas trust irrevocably owned/held directly or indirectly to the extent of at least 60% by NRIs), which was in existence until 2003, was withdrawn by the Foreign Exchange Management (Withdrawal of General Permission to Overseas Corporate Bodies) Regulations, 2003. Accordingly, OCBs are not permitted to invest in this Issue.

Please see “*Issue Procedure - Rejection of Applications*” on page 495 for information on rejection of Applications.

## Method of Application

In terms of the SEBI circular CIR/DDHS/P/121/2018 dated August 16, 2018, an eligible Investor desirous of applying in this Issue can make Applications through the ASBA mechanism only. Applicants are requested to note that in terms of the Debt Application Circular, SEBI has mandated issuers to provide, through a recognised stock exchange which offers such a facility, an online interface enabling direct application by investors to a public issue of debt securities with an online payment facility (“**Direct Online Application Mechanism**”). In this regard, SEBI has, through the Debt Application Circular, directed recognized Stock Exchange in India to put in necessary systems and infrastructure for the implementation of the Debt Application Circular and the Direct Online Application Mechanism infrastructure for the implementation of the Debt Application Circular and the Direct Online Application Mechanism. Please note that clarifications and/or confirmations regarding the implementation of the requisite infrastructure and facilities in relation to direct online applications and online payment facility have been sought from the Stock Exchange.

All Applicants shall mandatorily apply in the Issue through the ASBA process only. Applicants intending to subscribe in the Issue shall submit a duly filled Application Form to any of the Designated Intermediaries. Applicants should submit the Application Form only at the Collection Centres, i.e. to the respective Members of the Syndicate at the Specified Locations, the SCSBs at the Designated Branches, the registered broker at the Broker Centres, the RTAs at the Designated RTA Locations or CDPs at the Designated CDP Locations. Kindly note that Application Forms submitted by Applicants at the Specified Locations will not be accepted if the SCSB with which the ASBA Account, as specified in the Application Form is maintained has not named at least one branch at that location for the Designated Intermediaries for deposit of the Application Forms. A list of such branches is available at <https://www.sebi.gov.in>.

The relevant Designated Intermediaries, upon receipt of physical Application Forms from ASBA Applicants, shall upload the details of these Application Forms to the online platform of the Stock Exchange and submit these Application Forms with the SCSB with whom the relevant ASBA Accounts are maintained. An Applicant shall submit the Application Form, which shall be stamped at the relevant Designated Branch of the SCSB. Application Forms in physical mode, which shall be stamped, can also be submitted to be the Designated Intermediaries at the Specified Locations. The SCSB shall block an amount in the ASBA Account equal to the Application Amount specified in the Application Form.

Our Company, the Directors, affiliates, associates and their respective directors and officers, Lead Manager and the Registrar to the Issue shall not take any responsibility for acts, mistakes, errors, omissions and commissions etc. in relation to ASBA Applications accepted by the Designated Intermediaries, Applications uploaded by SCSBs, Applications accepted but not uploaded by SCSBs or Applications accepted and uploaded without blocking funds in the ASBA Accounts. It shall be presumed that for Applications uploaded by SCSBs, the Application Amount has been blocked in the relevant ASBA Account. Further, all grievances against Designated Intermediaries in relation to this Issue should be made by Applicants directly to the relevant Stock Exchange.

## APPLICATIONS FOR ALLOTMENT OF NCDs

Details for Applications by certain categories of Applicants including documents to be submitted are summarized below.

### Applications by Mutual Funds

Pursuant to the SEBI circular SEBI/HO/IMD/DF2/CIR/P/2019/104 dated October 1, 2019 (“**SEBI Circular 2019**”), mutual funds are required to ensure that the total exposure of debt schemes of mutual funds in a particular sector shall not exceed 20% of the net assets value of the scheme. Further, the additional exposure limit provided for financial services sector not exceeding 10% of net assets value of scheme shall be allowed only by way of increase in exposure to HFCs. However, the overall exposure in HFCs shall not exceed the sector exposure limit of 20% of the net assets of the scheme. Further, the group level limits for debt schemes and the ceiling be fixed at 10% of net assets value extendable to 15% of net assets value after prior approval of the board of trustees.

A separate Application can be made in respect of each scheme of an Indian mutual fund registered with SEBI and such Applications shall not be treated as multiple Applications. Applications made by the AMCs or custodians of a mutual fund shall clearly indicate the name of the concerned scheme for which Application is being made. In case of Applications made by Mutual Fund registered with SEBI, a certified copy of their SEBI registration

certificate must be submitted with the Application Form. **Failing this, our Company reserves the right to accept or reject any Application in whole or in part, in either case, without assigning any reason therefor.**

#### **Application by Systemically Important Non-Banking Financial Companies**

Systemically Important Non- Banking Financial Company, a non-banking financial company registered with the Reserve Bank of India and having a net-worth of more than five hundred crore rupees as per the last audited financial statements can apply in this Issue based on their own investment limits and approvals. The Application Form must be accompanied by a certified copy of the certificate of registration issued by the RBI, a certified copy of its last audited financial statements on a standalone basis and a net worth certificate from its statutory auditor(s). **Failing this, our Company reserves the right to accept or reject any Application in whole or in part, in either case, without assigning any reason therefor.**

#### **Application by commercial banks, co-operative banks and regional rural banks**

Commercial banks, co-operative banks and regional rural banks can apply in this Issue based on their own investment limits and approvals. The Application Form must be accompanied by certified true copies of their (i) the certificate of registration issued by RBI, and (ii) the approval of such banking company's investment committee are required to be attached to the Application Form. **Failing this, our Company reserves the right to accept or reject any Application in whole or in part, in either case, without assigning any reason therefor.**

**Pursuant to SEBI Circular no. CIR/CFD/DIL/1/2013 dated January 2, 2013, SCSBs making Applications on their own account using ASBA Facility, should have a separate account in their own name with any other SEBI registered SCSB. Further, such account shall be used solely for the purpose of making Application in public issues and clear demarcated funds should be available in such account for applications.**

#### **Application by Insurance Companies**

In case of Applications made by insurance companies registered with the Insurance Regulatory and Development Authority of India ("IRDAI"), a certified copy of certificate of registration issued by IRDAI must be lodged along with Application Form. **Failing this, our Company reserves the right to accept or reject any Application in whole or in part, in either case, without assigning any reason therefore.**

Insurance companies participating in this Issue shall comply with all applicable regulations, guidelines and circulars issued by the IRDAI from time to time including the IRDA (Investment) Regulations, 2000.

#### **Application by Indian Alternative Investment Funds**

Applications made by Alternative Investment Funds eligible to invest in accordance with the Securities and Exchange Board of India (Alternative Investment Fund) Regulations, 2012, as amended (the "SEBI AIF Regulations") for Allotment of the NCDs must be accompanied by certified true copies of SEBI registration certificate. The Alternative Investment Funds shall at all times comply with the requirements applicable to it under the SEBI AIF Regulations and the relevant notifications issued by SEBI. **Failing this, our Company reserves the right to accept or reject any Application in whole or in part, in either case, without assigning any reason therefor.**

#### **Applications by associations of persons and/or bodies established pursuant to or registered under any central or state statutory enactment**

In case of Applications made by 'Associations of Persons' and/or bodies established pursuant to or registered under any central or state statutory enactment, must submit a (i) certified copy of the certificate of registration or proof of constitution, as applicable, (ii) power of attorney, if any, in favour of one or more persons thereof, (iii) such other documents evidencing registration thereof under applicable statutory/regulatory requirements. Further, any trusts applying for NCDs pursuant to this Issue must ensure that (a) they are authorized under applicable statutory/regulatory requirements and their constitution instrument to hold and invest in debentures, (b) they have obtained all necessary approvals, consents or other authorisations, which may be required under applicable statutory and/or regulatory requirements to invest in debentures, and (c) Applications made by them do not exceed the investment limits or maximum number of NCDs that can be held by them under applicable statutory and or regulatory provisions. **Failing this, our Company reserves the right to accept or reject any Applications in**

**whole or in part, in either case, without assigning any reason therefor.**

#### **Applications by Trusts**

In case of Applications made by trusts, settled under the Indian Trusts Act, 1882, as amended, or any other statutory and/or regulatory provision governing the settlement of trusts in India, must submit a (i) certified copy of the registered instrument for creation of such trust, (ii) power of attorney, if any, in favour of one or more trustees thereof, (iii) such other documents evidencing registration thereof under applicable statutory/regulatory requirements. Further, any trusts applying for NCDs pursuant to this Issue must ensure that (a) they are authorized under applicable statutory/regulatory requirements and their constitution instrument to hold and invest in debentures, (b) they have obtained all necessary approvals, consents or other authorisations, which may be required under applicable statutory and/or **regulatory requirements to invest in debentures, and (c) Applications made by them do not exceed the investment limits or maximum number of NCDs that can be held by them under applicable statutory and or regulatory provisions. Failing this, our Company reserves the right to accept or reject any Applications in whole or in part, in either case, without assigning any reason therefor.**

#### **Applications by Public Financial Institutions or Statutory Corporations, which are authorised to invest in the NCDs**

The Application must be accompanied by certified true copies of: (i) any act/ rules under which they are incorporated; (ii) board resolution authorising investments; and (iii) specimen signature of authorised person. **Failing this, our Company reserves the right to accept or reject any Applications in whole or in part, in either case, without assigning any reason therefor.**

#### **Applications by Provident Funds, Pension Funds, Superannuation Funds and Gratuity Fund, which are authorized to invest in the NCDs**

The Application must be accompanied by certified true copies of incorporation/ registration under any act/rules under which they are incorporated. **Failing this, our Company reserves the right to accept or reject any Application in whole or in part, in either case, without assigning any reason therefor.**

#### **Applications by National Investment Fund**

The Application must be accompanied by certified true copies of: (i) resolution authorising investment and containing operating instructions; and (ii) specimen signature of authorized person. **Failing this, our Company reserves the right to accept or reject any Application in whole or in part, in either case, without assigning any reason therefor.**

#### **Companies, bodies corporate and societies registered under the applicable laws in India**

The Application must be accompanied by certified true copies of the registration under the act/ rules under which they are incorporated. **Failing this, our Company reserves the right to accept or reject any Applications in whole or in part, in either case, without assigning any reason therefor.**

#### **Applications by Indian Scientific and/or industrial research organizations, which are authorized to invest in the NCDs**

The Application must be accompanied by certified true copies of the registration under the act/ rules under which they are incorporated. **Failing this, our Company reserves the right to accept or reject any Applications in whole or in part, in either case, without assigning any reason therefor.**

#### **Applications by Partnership firms formed under applicable Indian laws in the name of the partners and Limited Liability Partnerships formed and registered under the provisions of the Limited Liability Partnership Act, 2008**

The Application must be accompanied by certified true copies of certified copy of certificate of the partnership deed or registration issued under the Limited Liability Partnership Act, 2008, as applicable. **Failing this, our Company reserves the right to accept or reject any Applications in whole or in part, in either case, without assigning any reason therefor.**

## Applications under Power of Attorney

In case of Applications made pursuant to a power of attorney by Applicants who are Institutional Investors or Non-Institutional Investors, a certified copy of the power of attorney or the relevant resolution or authority, as the case may be, with a certified copy of the memorandum of association and articles of association and/or bye laws must be submitted with the Application Form. In case of Applications made pursuant to a power of attorney by Applicants, a certified copy of the power of attorney must be submitted with the Application Form. **Failing this, our Company reserves the right to accept or reject any Application in whole or in part, in either case, without assigning any reason therefor. Our Company, in its absolute discretion, reserves the right to relax the above condition of attaching the power of attorney with the Application Forms subject to such terms and conditions that our Company and the Lead Manager may deem fit.**

Brokers having online demat account portals may also provide a facility of submitting the Application Forms online to their account holders. Under this facility, a broker receives an online instruction through its portal from the Applicant for making an Application on his/ her behalf. Based on such instruction, and a power of attorney granted by the Applicant to authorise the broker, the broker makes an Application on behalf of the Applicant.

## APPLICATIONS FOR ALLOTMENT OF NCDs

This section is for the information of the Applicants proposing to subscribe to the Issue. The Lead Manager and our Company are not liable for any amendments or modifications or changes in applicable laws or regulations, which may occur after the date of the Prospectus. Investors are advised to make their independent investigations and to ensure that the Application Form is correctly filled up.

Our Company, our Directors, affiliates, associates and their respective directors and officers, the Lead Manager and the Registrar to the Issue shall not take any responsibility for acts, mistakes, errors, omissions and commissions etc. in relation to Applications accepted by and/or uploaded by and/or accepted but not uploaded by Trading Members, registered brokers, CDPs, RTAs and SCSBs who are authorised to collect Application Forms from the Applicants in the Issue, or Applications accepted and uploaded without blocking funds in the ASBA Accounts by SCSBs. It shall be presumed that for Applications uploaded by SCSBs, the Application Amount payable on Application has been blocked in the relevant ASBA Account.

The list of branches of the SCSBs at the Specified Locations named by the respective SCSBs to receive Application Forms from the Members of the Syndicate is available on the website of SEBI (<https://www.sebi.gov.in>) and updated from time to time or any such other website as may be prescribed by SEBI from time to time. For more information on such branches collecting Application Forms from the Syndicate at Specified Locations, see the website of the SEBI (<https://www.sebi.gov.in>) as updated from time to time or any such other website as may be prescribed by SEBI from time to time. The list of registered brokers at the Broker Centres, CDPs at the Designated CDP Locations or the RTAs at the Designated RTA Locations, respective lists of which, including details such as address and telephone number, are available at the website of the Stock Exchange at [www.bseindia.com](http://www.bseindia.com). The list of branches of the SCSBs at the Broker Centres, named by the respective SCSBs to receive deposits of the Application Forms from the registered brokers will be available on the website of the SEBI ([www.sebi.gov.in](http://www.sebi.gov.in)) and updated from time to time.

### *Submission of Applications*

Applications can be submitted through either of the following modes:

- (a) Physically or electronically to the Designated Branches of the SCSB(s) with whom an Applicant's ASBA Account is maintained. In case of Application in physical mode, the Applicant shall submit the Application Form at the relevant Designated Branch of the SCSB(s). The Designated Branch shall verify if sufficient funds equal to the Application Amount are available in the ASBA Account and shall also verify that the signature on the Application Form matches with the Investor's bank records, as mentioned in the Application Form, prior to uploading such Application into the electronic system of the Stock Exchange. **If sufficient funds are not available in the ASBA Account, the respective Designated Branch shall reject such Application and shall not upload such Application in the electronic system of the Stock Exchange.** If sufficient funds are available in the ASBA Account, the Designated Branch shall block an amount equivalent to the Application Amount and upload details of the Application in the electronic system of the Stock Exchange. The Designated Branch of the SCSBs shall stamp the Application Form and issue an

acknowledgement as proof of having accepted the Application.

In case of Application being made in the electronic mode, the Applicant shall submit the Application either through the internet banking facility available with the SCSB, or such other electronically enabled mechanism for application and blocking funds in the ASBA Account held with SCSB, and accordingly registering such Application.

- (b) Physically through the Designated Intermediaries at the respective Collection Centres. Kindly note that above Applications submitted to any of the Designated Intermediaries will not be accepted if the SCSB where the ASBA Account is maintained, as specified in the Application Form, has not named at least one branch at that Collection Center where the Application Form is submitted (a list of such branches is available at <https://www.sebi.gov.in>).

Upon receipt of the Application Form by the Designated Intermediaries, an acknowledgement shall be issued by the relevant Designated Intermediary, giving the counter foil of the Application Form to the Applicant as proof of having accepted the Application. Thereafter, the details of the Application shall be uploaded in the electronic system of the Stock Exchange and the Application Form shall be forwarded to the relevant branch of the SCSB, in the relevant Collection Center, named by such SCSB to accept such Applications from the Designated Intermediaries (a list of such branches is available at <https://www.sebi.gov.in>). Upon receipt of the Application Form, the relevant branch of the SCSB shall perform verification procedures including verification of the Applicant's signature with his bank records and check if sufficient funds equal to the Application Amount are available in the ASBA Account, as mentioned in the Application Form. **If sufficient funds are not available in the ASBA Account, the relevant Application Form is liable to be rejected.** If sufficient funds are available in the ASBA Account, the relevant branch of the SCSB shall block an amount equivalent to the Application Amount mentioned in the Application Form. The Application Amount shall remain blocked in the ASBA Account until approval of the Basis of Allotment and consequent transfer of the amount against the Allotted NCDs to the Public Issue Account(s), or until withdrawal/failure of this Issue or until withdrawal/ rejection of the Application Form, as the case may be.

Applicants must note that:

- (a) Application Forms will be available with the Designated Branches of the SCSBs and with the Designated Intermediaries at the respective Collection Centres; and electronic Application Forms will be available on the websites of the SCSBs and the Stock Exchange at least one day prior to the Issue Opening Date. Physical Application Forms will also be provided to the Trading Members of the Stock Exchange at their request. The Application Forms would be serially numbered. Further, the SCSBs will ensure that the Prospectus is made available on their websites. The physical Application Form submitted to the Designated Intermediaries shall bear the stamp of the relevant Designated Intermediary. In the event the Application Form does not bear any stamp, the same shall be liable to be rejected.
- (b) The Designated Branches of the SCSBs shall accept Application Forms directly from Applicants only during the Issue Period. The SCSBs shall not accept any Application Forms directly from Applicants after the closing time of acceptance of Applications on the Issue Closing Date. However, the relevant branches of the SCSBs at Specified Locations can accept Application Forms from the Designated Intermediaries, after the closing time of acceptance of Applications on the Issue Closing Date, if the Applications have been uploaded. For further information on the Issue programme, please see "*General Information – Issue Programme*" on page 51.

**Physical Application Forms directly submitted to SCSBs should bear the stamp of SCSBs, if not, the same are liable to be rejected.**

**Please note that Applicants can make an Application for Allotment of NCDs in the dematerialised form only.**

## **INSTRUCTIONS FOR FILLING-UP THE APPLICATION FORM**

### **General Instructions**

#### **A. General instructions for completing the Application Form**



- Applications must be made in prescribed Application Form only;
- Application Forms must be completed in **BLOCK LETTERS IN ENGLISH**, as per the instructions contained in the Prospectus and the Application Form;
- If the Application is submitted in joint names, the Application Form should contain only the name of the first Applicant whose name should also appear as the first holder of the depository account held in joint names;
- Applications should be in single or joint names and not exceeding three names, and in the same order as their Depository Participant details (in case of Applicants applying for Allotment of the Bonds in dematerialised form) and Applications should be made by Karta in case the Applicant is an HUF. Please ensure that such Applications contain the PAN of the HUF and not of the Karta;
- Applicants must provide details of valid and active DP ID, Client ID and PAN clearly and without error. On the basis of such Applicant's active DP ID, Client ID and PAN provided in the Application Form, and as entered into the electronic Application system of the Stock Exchange by SCSBs, the Designated Intermediaries, the Registrar will obtain from the Depository the Demographic Details. Invalid accounts, suspended accounts or where such account is classified as invalid or suspended may not be considered for Allotment of the NCDs;
- Applications must be for a minimum of 10 NCDs and in multiples of one NCD thereafter. For the purpose of fulfilling the requirement of minimum application size of 10 NCDs, an Applicant may choose to apply for 10 NCDs of the same option or across different option. Applicants may apply for one or more option of NCDs Applied for in a single Application Form;
- If the ASBA Account holder is different from the Applicant, the Application Form should be signed by the ASBA Account holder also, in accordance with the instructions provided in the Application Form;
- If the depository account is held in joint names, the Application Form should contain the name and PAN of the person whose name appears first in the depository account and signature of only this person would be required in the Application Form. This Applicant would be deemed to have signed on behalf of joint holders and would be required to give confirmation to this effect in the Application Form;
- Applications should be made by Karta in case of HUFs. Applicants are required to ensure that the PAN details of the HUF are mentioned and not those of the Karta;
- Thumb impressions and signatures other than in English/Hindi/Gujarati/Marathi or any other languages specified in the 8<sup>th</sup> Schedule of the Constitution needs to be attested by a Magistrate or Notary Public or a Special Executive Magistrate under his/her seal;
- The Designated Intermediaries or the Designated Branches of the SCSBs, as the case may be, will acknowledge the receipt of the Application Forms by stamping and returning to the Applicants the Acknowledgement Slip. This Acknowledgement Slip will serve as the duplicate of the Application Form for the records of the Applicant;
- Applicants must ensure that the requisite documents are attached to the Application Form prior to submission and receipt of acknowledgement from the relevant Designated Intermediaries or the Designated Branch of the SCSBs, as the case may be;
- Every Applicant should hold valid Permanent Account Number and mention the same in the Application Form;
- All Applicants are required to tick the relevant column of "Category of Investor" in the Application Form; and
- All Applicants should correctly mention the ASBA Account number and ensure that funds equal to the Application Amount are available in the ASBA Account before submitting the Application Form to the Designated Branch and also ensure that the signature in the Application Form matches with the signature

in Applicant's bank records, otherwise the Application is liable to be rejected.

The option, mode of allotment, PAN, demat account no. etc. should be captured by the relevant Designated Intermediaries in the data entries as such data entries will be considered for Allotment.

**Applicants should note that neither the Members of Syndicate, Trading Member of the Stock Exchange, Public Issue Account Banks nor Designated branches of SCSBs, as the case may be, will be liable for error in data entry due to incomplete or illegible Application Forms.**

**Our Company would allot the Option V of NCDs, as specified in this Prospectus to all valid Applications, wherein the Applicants have not indicated their choice of the relevant Option of NCDs. Appropriate instructions will be given to the Designated Intermediaries to indicate Option V as the Applicant's choice of the relevant NCD Option wherein the Applicants have not indicated their choice.**

## **B. Applicant's Beneficiary Account Details**

Applicants must mention their DP ID and Client ID in the Application Form and ensure that the name provided in the Application Form is exactly the same as the name in which the Beneficiary Account is held. In case the Application Form is submitted in the first Applicant's name, it should be ensured that the Beneficiary Account is held in the same joint names and in the same sequence in which they appear in the Application Form. In case the DP ID, Client ID and PAN mentioned in the Application Form and entered into the electronic system of the Stock Exchange do not match with the DP ID, Client ID and PAN available in the Depository database or in case PAN is not available in the Depository database, the Application Form is liable to be rejected. Further, Application Forms submitted by Applicants whose beneficiary accounts are inactive, will be rejected.

On the basis of the Demographic Details as appearing on the records of the DP, the Registrar to the Issue will take steps towards demat credit of NCDs. Hence, Applicants are advised to immediately update their Demographic Details as appearing on the records of the DP and ensure that they are true and correct, and carefully fill in their Beneficiary Account details in the Application Form. Failure to do so could result in delays in demat credit and neither our Company, Designated Intermediaries, SCSBs, Registrar to the Issue nor the Stock Exchange will bear any responsibility or liability for the same.

In case of Applications made under power of attorney, our Company in its absolute discretion, reserves the right to permit the holder of power of attorney to request the Registrar that for the purpose of printing particulars on the Allotment Advice, the Demographic Details obtained from the Depository of the Applicant shall be used.

By signing the Application Form, the Applicant would have deemed to have authorized the Depositories to provide, upon request, to the Registrar to the Issue, the required Demographic Details as available on its records. The Demographic Details given by Applicant in the Application Form would not be used for any other purpose by the Registrar to the Issue except in relation to this Issue. Allotment Advice would be mailed by speed post or registered post at the address of the Applicants as per the Demographic Details received from the Depositories. Applicants may note that delivery of Allotment Advice may get delayed if the same once sent to the address obtained from the Depositories are returned undelivered. Further, please note that any such delay shall be at such Applicants' sole risk and neither our Company, Registrar to the Issue, Public Issue Account Bank, nor the Lead Manager shall be liable to compensate the Applicant for any losses caused to the Applicants due to any such delay or liable to pay any interest for such delay. In case of refunds through electronic modes as detailed in the Prospectus, refunds may be delayed if bank particulars obtained from the Depository Participant are incorrect.

With effect from August 16, 2010, the beneficiary accounts of Applicants for whom PAN details have not been verified shall be suspended for credit and no credit of NCDs pursuant to this Issue will be made into the accounts of such Applicants. **Application Forms submitted by Applicants whose beneficiary accounts are inactive shall be rejected. Furthermore, in case no corresponding record is available with the Depositories, which matches the three parameters, namely, DP ID, Client ID and PAN, then such Application are liable to be rejected.**

## **C. Permanent Account Number**

The Applicant should mention his or her Permanent Account Number allotted under the IT Act. For minor Applicants, applying through the guardian, it is mandatory to mention the PAN of the minor Applicant. In accordance with Circular No. MRD/DOP/Cir-05/2007 dated April 27, 2007 issued by SEBI, the PAN would be

the sole identification number for the participants transacting in the securities market, irrespective of the amount of transaction. **Any Application Form, without the PAN is liable to be rejected, irrespective of the amount of transaction. It is to be specifically noted that the Applicants should not submit the GIR number instead of the PAN as the Application is liable to be rejected on this ground.**

#### **D. Joint Applications**

Applications may be made in single or joint names (not exceeding three). In the case of joint Applications all interest / redemption amount payments will be made out in favour of the first Applicant. All communications will be addressed to the first named Applicant whose name appears in the Application Form and at the address mentioned therein. If the depository account is held in joint names, the Application Form should contain the name and PAN of the person whose name appears first in the depository account and signature of only this person would be required in the Application Form. This Applicant would be deemed to have signed on behalf of joint holders and would be required to give confirmation to this effect in the Application Form.

#### **E. Additional/Multiple Applications**

An Applicant is allowed to make one or more Applications for the NCDs for the same or other option of NCDs, subject to a minimum Application size as specified in the Prospectus and in multiples of thereafter as specified in the Prospectus. **Any Application for an amount below the aforesaid minimum Application size will be deemed as an invalid Application and shall be rejected.** However, multiple Applications by the same individual Applicant aggregating to a value exceeding ₹ 10 lakhs shall be deemed such individual Applicant to be an HNI Applicant and all such Applications shall be grouped in the HNI Portion, for the purpose of determining the Basis of Allotment to such Applicant. However, any Application made by any person in his individual capacity and an Application made by such person in his capacity as a Karta of a Hindu Undivided family and/or as Applicant (second or third Applicant), shall not be deemed to be a multiple Application. For the purposes of allotment of NCDs under this Issue, Applications shall be grouped based on the PAN, i.e. Applications under the same PAN shall be grouped together and treated as one Application. Two or more Applications will be deemed to be multiple Applications if the sole or first Applicant is one and the same. For the sake of clarity, two or more applications shall be deemed to be a multiple Application for the aforesaid purpose if the PAN number of the sole or the first Applicant is one and the same.

#### **Do's and Don'ts**

Applicants are advised to take note of the following while filling and submitting the Application Form:

##### **Do's**

1. Check if you are eligible to apply as per the terms of the Prospectus and applicable law.
2. Read all the instructions carefully and complete the Application Form in the prescribed form.
3. Ensure that you have obtained all necessary approvals from the relevant statutory and/or regulatory authorities to apply for, subscribe to and/or seek Allotment of NCDs pursuant to this Issue.
4. Ensure that the DP ID, the Client ID and the PAN mentioned in the Application Form, which shall be entered into the electronic system of the Stock Exchange are correct and match with the DP ID, Client ID and PAN available in the Depository database. Ensure that the DP ID and Client ID are correct and beneficiary account is activated. The requirement for providing Depository Participant details is mandatory for all Applicants.
5. Ensure that you have mentioned the correct ASBA Account number in the Application Form.
6. Ensure that the Application Form is signed by the ASBA Account holder in case the Applicant is not the ASBA account holder.
7. Ensure that you have funds equal to the Application Amount in the ASBA Account before submitting the Application Form to the respective Designated Branch of the SCSB, or to the Designated Intermediaries, as the case may be.
8. Ensure that the Application Forms are submitted at the Designated Branches of SCSBs or the Collection

Centres provided in the Application Forms, bearing the stamp of the relevant Designated Intermediary/ Designated Branch of the SCSB.

9. Before submitting the Application Form with the Designated Intermediaries ensure that the SCSB, whose name has been filled in the Application Form, has named a branch in that relevant Collection Centre.
10. Ensure that you have been given an acknowledgement as proof of having accepted the Application Form.
11. Ensure that signatures other than in the languages specified in the Eighth Schedule to the Constitution of India is attested by a Magistrate or a Notary Public or a Special Executive Magistrate under official seal.
12. In case of an HUF applying through its Karta, the Applicant is required to specify the name of an Applicant in the Application Form as 'XYZ Hindu Undivided Family applying through PQR', where PQR is the name of the Karta. However, the PAN number of the HUF should be mentioned in the Application Form and not that of the Karta.
13. Ensure that the Applications are submitted to the Designated Intermediaries or Designated Branches of the SCSBs, as the case may be, before the closure of application hours on the Issue Closing Date. For further information on the Issue programme, please see "*General Information – Issue Programme*" on page 51.
14. **Permanent Account Number:** Each of the Applicants should provide their PAN. Application Forms in which the PAN is not provided will be rejected.
15. Ensure that if the depository account is held in joint names, the Application Form should contain the name and PAN of the person whose name appears first in the depository account and signature of only this person would be required in the Application Form. This Applicant would be deemed to have signed on behalf of joint holders and would be required to give confirmation to this effect in the Application Form.
16. All Applicants should choose the relevant option in the column "Category of Investor" in the Application Form.
17. Choose and mark the option of NCDs in the Application Form that you wish to apply for.

In terms of SEBI Circular no. CIR/CFD/DIL/1/2013 dated January 2, 2013, SCSBs making applications on their own account using ASBA facility, should have a separate account in their own name with any other SEBI registered SCSB. Further, such account shall be used solely for the purpose of making application in public issues and clear demarcated funds should be available in such account for Applications.

**Don'ts:**

1. Do not apply for lower than the minimum Application size.
2. Do not pay the Application Amount in cash, by cheque, by money order or by postal order or by stock invest.
3. Do not send Application Forms by post. Instead submit the same to the Designated Intermediaries or Designated Branches of the SCSBs, as the case may be.
4. Do not submit the Application Form to any non-SCSB bank or our Company.
5. Do not apply through an Application Form that does not have the stamp of the relevant Designated Intermediary or the Designated Branch of the SCSB, as the case may be.
6. Do not fill up the Application Form such that the NCDs applied for exceeds the Issue Size and/or investment limit or maximum number of NCDs that can be held under the applicable laws or regulations or maximum amount permissible under the applicable regulations.
7. Do not submit the GIR number instead of the PAN as the Application is liable to be rejected on this ground.
8. Do not submit incorrect details of the DP ID, Client ID and PAN or provide details for a beneficiary account which is suspended or for which details cannot be verified by the Registrar to the Issue.

9. Do not submit the Application Form without ensuring that funds equivalent to the entire Application Amount are available for blocking in the relevant ASBA Account.
10. Do not submit Applications on plain paper or on incomplete or illegible Application Forms.
11. Do not apply if you are not competent to contract under the Indian Contract Act, 1872.
12. Do not submit an Application in case you are not eligible to acquire NCDs under applicable law or your relevant constitutional documents or otherwise.
13. Do not submit Applications to a Designated Intermediary at a location other than Collection Centres.
14. Do not submit an Application that does not comply with the securities law of your respective jurisdiction.
15. Do not apply if you are a person ineligible to apply for NCDs under this Issue including Applications by Persons Resident Outside India, NRI (inter-alia including NRIs who are (i) based in the USA, and/or, (ii) domiciled in the USA, and/or, (iii) residents/citizens of the USA, and/or, (iv) subject to any taxation laws of the USA).
16. Do not make an Application of the NCD on multiple copies taken of a single form.
17. Payment of Application Amount in any mode other than through blocking of Application Amount in the ASBA Accounts shall not be accepted in the Issue.
18. Do not submit more than five Application Forms per ASBA Account.

**Kindly note that Applications submitted to the Designated Intermediaries will not be accepted if the SCSB where the ASBA Account, as specified in the Application Form, is maintained has not named at least one branch at that location for the Designated Intermediaries, to deposit such Application Forms (A list of such branches is available at <https://www.sebi.gov.in>).**

Please see “*Issue Procedure- Rejection of Applications*” on page 495 for information on rejection of Applications.

## **TERMS OF PAYMENT**

The Application Forms will be uploaded onto the electronic system of the Stock Exchange and deposited with the relevant branch of the SCSB at the Collection Centres, named by such SCSB to accept such Applications from the Designated Intermediaries, as the case may be (a list of such branches is available at <https://www.sebi.gov.in>). The relevant branch of the SCSB shall perform verification procedures and block an amount in the ASBA Account equal to the Application Amount specified in the Application.

The entire Application Amount for the NCDs is payable on Application only. The relevant SCSB shall block an amount equivalent to the entire Application Amount in the ASBA Account at the time of upload of the Application Form. In case of Allotment of lesser number of NCDs than the number applied, the Registrar to the Issue shall instruct the SCSBs to unblock the excess amount in the ASBA Account.

For Applications submitted directly to the SCSBs, the relevant SCSB shall block an amount in the ASBA Account equal to the Application Amount specified in the Application, before entering the Application into the electronic system of the Stock Exchange. SCSBs may provide the electronic mode of application either through an internet enabled application and banking facility or such other secured, electronically enabled mechanism for application and blocking of funds in the ASBA Account.

**Applicants should ensure that they have funds equal to the Application Amount in the ASBA Account before submitting the Application to the Designated Intermediaries or to the Designated Branches of the SCSBs. An Application where the corresponding ASBA Account does not have sufficient funds equal to the Application Amount at the time of blocking the ASBA Account is liable to be rejected.**

The Application Amount shall remain blocked in the ASBA Account until approval of the Basis of Allotment and consequent transfer of the amount against the Allotted NCDs to the Public Issue Account(s), or until withdrawal/ failure of this Issue or until withdrawal/ rejection of the Application Form, as the case may be. Once the Basis of

Allotment is approved, and upon receipt of intimation from the Registrar, the controlling branch of the SCSB shall, on the Designated Date, transfer such blocked amount from the ASBA Account to the Public Issue Account. The balance amount remaining after the finalisation of the Basis of Allotment shall be unblocked by the SCSBs on the basis of the instructions issued in this regard by the Registrar to the respective SCSB within six Working Days of the Issue Closing Date. The Application Amount shall remain blocked in the ASBA Account until transfer of the Application Amount to the Public Issue Account, or until withdrawal/ failure of this Issue or until rejection of the Application, as the case may be.

## SUBMISSION OF COMPLETED APPLICATION FORMS

| Mode of Submission of Application Forms | To whom the Application Form has to be submitted  |
|---|---|
| ASBA Applications                       | <p>(i) If using <u>physical Application Form</u>, (a) to the Designated Intermediaries at relevant Collection Centres, or (b) to the Designated Branches of the SCSBs where the ASBA Account is maintained; or</p> <p>(ii) If using <u>electronic Application Form</u>, to the SCSBs, electronically through internet banking facility, if available.</p> |

**No separate receipts will be issued for the Application Amount payable on submission of Application Form.** However, the Designated Intermediaries will acknowledge the receipt of the Application Forms by stamping the date and returning to the Applicants an Acknowledgement Slips which will serve as a duplicate Application Form for the records of the Applicant.

## Electronic Registration of Applications

- (a) The Designated Intermediaries and Designated Branches of the SCSBs, as the case may be, will register the Applications using the on-line facilities of the Stock Exchange. **The Members of Syndicate, our Company and the Registrar to the Issue are not responsible for any acts, mistakes or errors or omission and commissions in relation to, (i) the Applications accepted by the SCSBs, (ii) the Applications uploaded by the SCSBs, (iii) the Applications accepted but not uploaded by the SCSBs, (iv) with respect to Applications accepted and uploaded by the SCSBs without blocking funds in the ASBA Accounts, or (v) any Applications accepted and uploaded and/or not uploaded by the Trading Members of the Stock Exchange.**

In case of apparent data entry error by the Designated Intermediaries or Designated Branches of the SCSBs, as the case may be, in entering the Application Form number in their respective schedules other things remaining unchanged, the Application Form may be considered as valid and such exceptions may be recorded in minutes of the meeting submitted to the Designated Stock Exchange. However, the option, mode of allotment, PAN, demat account no. etc. should be captured by the relevant Designated Intermediaries or Designated Branches of the SCSBs in the data entries as such data entries will be considered for Allotment/rejection of Application.

- (b) The Stock Exchange will offer an electronic facility for registering Applications for this Issue. This facility will be available on the terminals of Designated Intermediaries and the SCSBs during the Issue Period. The Designated Intermediaries can also set up facilities for off-line electronic registration of Applications subject to the condition that they will subsequently upload the off-line data file into the on-line facilities for Applications on a regular basis, and before the expiry of the allocated time on this Issue Closing Date. On the Issue Closing Date, the Designated Intermediaries and the Designated Branches of the SCSBs shall upload the Applications till such time as may be permitted by the Stock Exchange. This information will be available with the Designated Intermediaries and the Designated Branches of the SCSBs on a regular basis. Applicants are cautioned that a high inflow of high volumes on the last day of the Issue Period may lead to some Applications received on the last day not being uploaded and such Applications will not be considered for allocation. For further information on the Issue programme, please see “*General Information – Issue Programme*” on page 51.
- (c) With respect to Applications submitted directly to the SCSBs at the time of registering each Application, the Designated Branches of the SCSBs shall enter the requisite details of the Applicants in the on-line system including:

- Application Form number
  - PAN (of the first Applicant, in case of more than one Applicant)
  - Investor category and sub-category
  - DP ID
  - Client ID
  - Option of NCDs applied for
  - Number of NCDs Applied for in each option of NCD
  - Price per NCD
  - Bank code for the SCSB where the ASBA Account is maintained
  - Bank account number
  - Location
  - Application amount
- (d) With respect to Applications submitted to the Designated Intermediaries, at the time of registering each Application, the requisite details of the Applicants shall be entered in the on-line system including:
- Application Form number
  - PAN (of the first Applicant, in case of more than one Applicant)
  - Investor category and sub-category
  - DP ID
  - Client ID
  - Option of NCDs applied for
  - Number of NCDs Applied for in each option of NCD
  - Price per NCD
  - Bank code for the SCSB where the ASBA Account is maintained
  - Bank account number
  - Location
  - Application amount
- (e) A system generated acknowledgement (TRS) will be given to the Applicant as a proof of the registration of each Application. **It is the Applicant's responsibility to obtain the acknowledgement from the Designated Intermediaries and the Designated Branches of the SCSBs, as the case may be. The registration of the Application by the Designated Intermediaries and the Designated Branches of the SCSBs, as the case may be, does not guarantee that the NCDs shall be allocated/ Allotted by our Company. The acknowledgement will be non-negotiable and by itself will not create any obligation of any kind.**
- (f) Applications can be rejected on the technical grounds listed below or if all required information is not provided or the Application Form is incomplete in any respect.
- (g) The permission given by the Stock Exchange to use its network and software of the online system should not in any way be deemed or construed to mean that the compliance with various statutory and other requirements by our Company, the Lead Manager are cleared or approved by the Stock Exchange; nor does it in any manner warrant, certify or endorse the correctness or completeness of any of the compliance with the statutory and other requirements nor does it take any responsibility for the financial or other soundness of our Company, the management or any scheme or project of our Company; nor does it in any manner warrant, certify or endorse the correctness or completeness of any of the contents of the Prospectus; nor does it warrant that the NCDs will be listed or will continue to be listed on the Stock Exchange.
- (h) **Only Applications that are uploaded on the online system of the Stock Exchange shall be considered for allocation/ Allotment.** The Designated Intermediaries and the Designated Branches of the SCSBs shall capture all data relevant for the purposes of finalizing the Basis of Allotment while uploading Application data in the electronic systems of the Stock Exchange. In order that the data so captured is accurate the Designated Intermediaries and the Designated Branches of the SCSBs will be given up to one Working Day after the Issue Closing Date to modify/ verify certain selected fields uploaded in the online system during the Issue Period after which the data will be sent to the Registrar for reconciliation with the data available with the NSDL and CDSL.

## REJECTION OF APPLICATIONS

Applications would be liable to be rejected on the technical grounds listed below or if all required information is not provided or the Application Form is incomplete in any respect. The Board of Directors and/or the Debenture Trustee thereof, reserves its full, unqualified and absolute right to accept or reject any Application in whole or in part and in either case without assigning any reason thereof.

Application may be rejected on one or more technical grounds, including but not restricted to:

- (a) Application by persons not competent to contract under the Indian Contract Act, 1872, as amended, (other than minors having valid Depository Account as per Demographic Details provided by Depositories);
- (b) Applications accompanied by cash, draft, cheques, money order or any other mode of payment other than amounts blocked in the Applicants' ASBA Account maintained with an SCSB;
- (c) Applications not being signed by the sole/joint Applicant(s);
- (d) Investor Category in the Application Form not being ticked;
- (e) Application Amount blocked being higher or lower than the value of NCDs Applied for. However, our Company may Allot NCDs up to the number of NCDs Applied for, if the value of such NCDs Applied for exceeds the minimum Application size;
- (f) Applications where a registered address in India is not provided for the non-Individual Applicants;
- (g) In case of partnership firms (except LLPs), NCDs applied for in the name of the partnership and not the names of the individual partner(s);
- (h) Minor Applicants (applying through the guardian) without mentioning the PAN of the minor Applicant;
- (i) PAN not mentioned in the Application Form., In case of minor Applicants applying through guardian, when PAN of the Applicant is not mentioned;
- (j) DP ID and Client ID not mentioned in the Application Form;
- (k) GIR number furnished instead of PAN;
- (l) Applications by OCBs;
- (m) Applications for an amount below the minimum Application size;
- (n) Submission of more than five ASBA Forms per ASBA Account;
- (o) Applications by persons who are not eligible to acquire NCDs of our Company in terms of applicable laws, rules, regulations, guidelines and approvals;
- (p) Applications under power of attorney or by limited companies, corporate, trust etc. submitted without relevant documents;
- (q) Applications accompanied by stockinvest/ cheque/ money order/ postal order/ cash;
- (r) Signature of sole Applicant missing, or in case of joint Applicants, the Application Forms not being signed by the first Applicant (as per the order appearing in the records of the Depository);
- (s) Applications by persons debarred from accessing capital markets, by SEBI or any other appropriate regulatory authority;
- (t) Application Forms not being signed by the ASBA Account holder, if the account holder is different from the Applicant;



- (u) Signature of the ASBA Account holder on the Application Form does not match with the signature available on the SCSB bank's records where the ASBA Account mentioned in the Application Form is maintained;
- (v) Application Forms submitted to the Designated Intermediaries or to the Designated Branches of the SCSBs does not bear the stamp of the SCSB and/or the Designated Intermediary, as the case may be;
- (w) ASBA Applications not having details of the ASBA Account to be blocked;
- (x) In case no corresponding record is available with the Depositories that matches three parameters namely, DP ID, Client ID and PAN;
- (y) Inadequate funds in the ASBA Account to enable the SCSB to block the Application Amount specified in the Application Form at the time of blocking such Application Amount in the ASBA Account or no confirmation is received from the SCSB for blocking of funds;
- (z) SCSB making an Application (a) through an ASBA account maintained with its own self or (b) through an ASBA Account maintained through a different SCSB not in its own name or (c) through an ASBA Account maintained through a different SCSB in its own name, where clear demarcated funds are not present or (d) through an ASBA Account maintained through a different SCSB in its own name which ASBA Account is not utilised solely for the purpose of applying in public issues;
- (aa) Applications for amounts greater than the maximum permissible amount prescribed by the regulations and applicable law;
- (bb) Authorization to the SCSB for blocking funds in the ASBA Account not provided;
- (cc) Applications by any person outside India;
- (dd) Applications not uploaded on the online platform of the Stock Exchange;
- (ee) Applications uploaded after the expiry of the allocated time on the Issue Closing Date, unless extended by the Stock Exchange, as applicable;
- (ff) Application Forms not delivered by the Applicant within the time prescribed as per the Application Form, the Prospectus and as per the instructions in the Application Form and the Prospectus;
- (gg) Applications by Applicants whose demat accounts have been 'suspended for credit' pursuant to the circular issued by SEBI on July 29, 2010 bearing number CIR/MRD/DP/22/2010;
- (hh) Applications providing an inoperative demat account number;
- (ii) Applications submitted to the Designated Intermediaries other than the Collection Centres or at a Branch of a SCSB which is not a Designated Branch;
- (jj) Applications submitted directly to the Public Issue Bank (except in case the ASBA Account is maintained with the said bank as a SCSB);
- (kk) Investor category not ticked;
- (ll) In case of cancellation of one or more orders (series) within an Application, leading to total order quantity falling under the minimum quantity required for a single Application; and

For information on certain procedures to be carried out by the Registrar to the Issue for finalization of the Basis of Allotment, please see "*Information for Applicants*" below.

### **Information for Applicants**

Upon the closure of the Issue, the Registrar to the Issue will reconcile the compiled data received from the Stock Exchange and all SCSBs and match the same with the Depository database for correctness of DP ID, Client ID and PAN. The Registrar to the Issue will undertake technical rejections based on the electronic details and the

Depository database and prepare list of technical rejection cases. In case of any discrepancy between the electronic data and the Depository records, our Company, in consultation with the Designated Stock Exchange, the Lead Manager and the Registrar to the Issue, reserves the right to proceed as per the Depository records for such Applications or treat such Applications as rejected.

Based on the information provided by the Depositories, our Company shall have the right to accept Applications belonging to an account for the benefit of a minor (under guardianship).

In case of Applications for a higher number of NCDs than specified for that category of Applicant, only the maximum amount permissible for such category of Applicant will be considered for Allotment.

## **BASIS OF ALLOTMENT**

### **Basis of Allotment for NCDs**

The Registrar will aggregate the Applications, based on the applications received through an electronic book from the Stock Exchange and determine the valid Application for the purpose of drawing the basis of allocation.

#### **Allocation Ratio**

**The Registrar will aggregate the Applications based on the Applications received through an electronic book from the Stock Exchange and determine the valid applications for the purpose of drawing the basis of allocation. Grouping of the application received will be then done in the following manner:**

Grouping of Applications and Allocation Ratio: Applications received from various applicants shall be grouped together on the following basis:

- (a) *Applications received from Category I applicants:* Applications received from Category I, shall be grouped together, (***“Institutional Portion”***);
- (b) *Applications received from Category II applicants:* Applications received from Category II, shall be grouped together, (***“Non-Institutional Portion”***);
- (c) *Applications received from Category III applicants:* Applications received from Category III, shall be grouped together, (***“Retail Individual Portion”***).

For removal of doubt, ***“Institutional Portion”***, ***“Non-Institutional Portion”*** and ***“Retail Individual Portion”*** are individually referred to as ***“Portion”*** and collectively referred to as ***“Portions”***.

For the purposes of determining the number of NCDs available for allocation to each of the abovementioned Portions, our Company shall have the discretion of determining the number of NCDs to be Allotted over and above the Base Issue Size, in case our Company opts to retain any oversubscription in the Issue up to the Issue Limit i.e. aggregating up to ₹ 40,000 lakhs. The aggregate value of NCDs decided to be allotted over and above the Base Issue Size, (in case our Company opts to retain any oversubscription in the Issue), and/or the aggregate value of NCDs up to the Base Issue Size shall be collectively termed as the ***“Overall Issue Size”***.

### **Basis of Allotment for NCDs**

Allotments in the first instance:

- (i) Applicants belonging to the Category I, in the first instance, will be allocated NCDs up to 5% of overall Issue Size on first come first serve basis (determined on the basis of date of receipt of each Application duly acknowledged by the Lead Manager and their respective affiliates/SCSB (Designated Branch or online acknowledgement));
- (ii) Applicants belonging to the Category II, in the first instance, will be allocated NCDs up to 40% of Overall Issue Size on first come first serve basis (determined on the basis of date of receipt of each Application duly acknowledged by the Members of the Syndicate/Trading Members/SCSB (Designated Branch or online acknowledgement));

- (iii) Applicants belonging to the Category III, in the first instance, will be allocated NCDs up to 55% of Overall Issue Size on first come first serve basis (determined on the basis of date of receipt of each Application duly acknowledged by the Members of the Syndicate/Trading Members/SCSB (Designated Branch or online acknowledgement));

Allotments, in consultation with the Designated Stock Exchange, shall be made on date priority basis i.e. a first-come first-serve basis, based on the date of upload of each Application in to the electronic book with Stock Exchange, in each Portion subject to the Allocation Ratio. However, on the date of oversubscription, the Allotments would be made to the Applicants on proportionate basis.

- (a) Under Subscription:

Under subscription, if any, in any Portion, priority in Allotments will be given in the following order:

- (i) Individual Portion
- (ii) Non-Institutional Portion and Resident Indian individuals and Hindu undivided families through the Karta applying who apply for NCDs aggregating to a value exceeding ₹ 10 lakhs;
- (iii) Institutional Portion
- (iv) on a first come first serve basis.

Within each Portion, priority in Allotments will be given on a first-come-first-serve basis, based on the date of upload of each Application into the electronic system of the Stock Exchange.

For each Portion, all Applications uploaded on to the electronic book with the Stock Exchange would be treated at par with each other. Allotment would be on proportionate basis, where Applications uploaded into the Platform of the Stock Exchange on a particular date exceeds NCDs to be allotted for each Portion respectively.

Minimum allotment of 1 (one) NCD and in multiples of 1 (one) NCD thereafter would be made in case of each valid Application.

For the purpose of clarity, in case of oversubscription please see the below indicative scenarios:

- (i) In case of an oversubscription in all Portions resulting in an oversubscription in the Issue Limit, Allotments to the maximum permissible limit, as possible, will be made on a first-come first serve basis and thereafter on proportionate basis, i.e. full allotment of the NCDs to the Applicants on a first come first basis up to the date falling 1 (one) day prior to the date of oversubscription to respective Portion and proportionate allotment of NCDs to the Applicants on the date of oversubscription in respective Portion (based on the date of upload of each Application on the electronic platform of the Stock Exchanges in each Portion).
- (ii) In case there is oversubscription in the Issue Limit, however there is under subscription in one or more Portion(s), Allotments will be made in the following order:
  - a. All valid Applications in the undersubscribed Portion(s) uploaded on the electronic platform of the Stock Exchanges till the end of the last day of the Issue Period, shall receive full and firm allotment.
  - b. In case of Portion(s) that are oversubscribed, allotment shall be made to valid Applications received on a first come first serve basis, based on the date of upload of each Application on the electronic platform of the Stock Exchanges. Priority for allocation of the remaining undersubscribed Portion(s) shall be given to day wise Applications received in the Retail Individual Portion followed by Non-Institutional Portion and lastly Institutional Portion each according to the day of upload of Applications on the electronic platform of the Stock Exchanges during the Issue Period. For the sake of clarity, the day on which the entire remaining undersubscribed Portion is allocated to the oversubscribed Portion(s), no allocation shall be made to any oversubscribed Portion(s) on the remaining days of the Issue Period.

- (b) Allotments in case of oversubscription:

In case of an oversubscription, Allotments to the maximum extent, as possible, will be made on a first-come first-serve basis and thereafter on proportionate basis, i.e. full Allotment of NCDs to the valid Applicants on a first come first serve basis for forms uploaded up to 5 pm of the date falling 1 (one) day prior to the date of oversubscription and proportionate allotment of NCDs to the valid Applicants on the date of oversubscription (based on the date of upload of the Application on the Stock Exchange Platform, in each Portion). In case of over subscription on date of opening of the Issue, the Allotment shall be made on a proportionate basis. Applications received for the NCDs after the date of oversubscription will not be considered for Allotment.

In view of the same, the Investors are advised to refer to the Stock Exchange website at [www.bseindia.com](http://www.bseindia.com) for details in respect of subscription.

(c) Proportionate Allotments: For each Portion, on the date of oversubscription:

- (i) Allotments to the Applicants shall be made in proportion to their respective Application size, rounded off to the nearest integer;
- (ii) If the process of rounding off to the nearest integer results in the actual allocation of NCDs being higher than the Issue Size, not all Applicants will be allotted the number of NCDs arrived at after such rounding off. Rather, each Applicant whose Allotment size, prior to rounding off, had the highest decimal point would be given preference;
- (iii) In the event, there are more than one Applicant whose entitlement remain equal after the manner of distribution referred to above, our Company will ensure that the Basis of Allotment is finalised by draw of lots in a fair and equitable manner; and

(d) Applicant applying for more than one Option of NCDs:

If an Applicant has applied for more than one Option of NCDs, and in case such Applicant is entitled to allocation of only a part of the aggregate number of NCDs applied for due to such Applications received on the date of oversubscription, the option-wise allocation of NCDs to such Applicants shall be in proportion to the number of NCDs with respect to each option, applied for by such Applicant, subject to rounding off to the nearest integer, as appropriate in consultation with Lead Manager and Designated Stock Exchange.

In cases of odd proportion for Allotment made, our Company in consultation with the Lead Manager will allot the residual NCD (s) in the following order:

- (i) first with monthly interest payment in order of least tenor i.e. Option I, II, III and IV;
- (ii) followed by annual interest payment in order of least tenor i.e. Option V and
- (iii) followed by payment on cumulative Option in order of least tenor i.e. Option VI, VII, VIII and IX.

All decisions pertaining to the Basis of Allotment of NCDs pursuant to the Issue shall be taken by our Company in consultation with the Lead Manager, and the Designated Stock Exchange and in compliance with the aforementioned provisions of this Prospectus.

Our Company would Allot Option V NCDs to all valid applications, wherein the Applicants have not indicated their choice of the relevant Option of the NCDs. Therefore, instructions will be given to the Designated Intermediaries to indicate Option V NCD as the Applicant's choice of the relevant NCD Option wherein the Applicants have not indicated their choice.

Valid applications where the Application Amount received does not tally with or is less than the amount equivalent to value of number of NCDs applied for, may be considered for Allotment, to the extent of the Application Amount paid rounded down to the nearest ₹ 1,000 in accordance with the pecking order mentioned above.

All decisions pertaining to the Basis of Allotment of NCDs pursuant to the Issue shall be taken by our Company in consultation with the Lead Manager and the Designated Stock Exchange and in compliance with the aforementioned provisions of this Prospectus.

### **Retention of oversubscription**

Our Company shall have an option to retain over-subscription up to the Issue limit.

### **Unblocking of Funds for withdrawn, rejected or unsuccessful or partially successful Applications**

The Registrar shall, pursuant to preparation of Basis of Allotment, instruct the relevant SCSB to unblock the funds in the relevant ASBA Account for withdrawn, rejected or unsuccessful or partially successful Applications within six Working Days of the Issue Closing Date.

### **ISSUANCE OF ALLOTMENT ADVICE**

Our Company shall ensure dispatch of Allotment Advice and/ or give instructions for credit of NCDs to the beneficiary account with Depository Participants upon approval of Basis of Allotment. The Allotment Advice for successful Applicants will be mailed by speed post/registered post to their addresses as per the Demographic Details received from the Depositories.

Our Company shall use best efforts to ensure that all steps for completion of the necessary formalities for commencement of trading at the Stock Exchange where the NCDs are proposed to be listed are taken within 6 (six) Working Days from the Issue Closing Date.

Allotment Advices shall be issued or Application Amount shall be unblocked within 6 (six) Working Days from the Issue Closing Date or such lesser time as may be specified by SEBI or else the Application Amount shall be unblocked in the ASBA Accounts of the Applicants forthwith.

Our Company will provide adequate funds required for dispatch of Allotment Advice to the Registrar to the Issue.

### **OTHER INFORMATION**

#### **Withdrawal of Applications during the Issue Period**

Retail Individual Investors (“**RII**”) can withdraw their Applications until the Issue Closing Date. In case an RII wishes to withdraw the Application during the Issue Period, the same can be done by submitting a request for the same to the concerned Designated Intermediary who shall do the requisite, including unblocking of the funds by the SCSB in the ASBA Account.

In case of Applications were submitted to the Designated Intermediaries, upon receipt of the request for withdrawal from the Applicant, the relevant Designated Intermediary, as the case may be, shall do the requisite, including deletion of details of the withdrawn Application Form from the electronic system of the Stock Exchange and intimating the Designated Branch of the SCSB to unblock of the funds blocked in the ASBA Account at the time of making the Application. In case of Applications submitted directly to the Designated Branch of the SCSB, upon receipt of the request for withdraw from the Applicant, the relevant Designated Branch shall do the requisite, including deletion of details of the withdrawn Application Form from the electronic system of the Stock Exchange and unblocking of the funds in the ASBA Account, directly.

#### **Withdrawal of Applications after the Issue Period**

In case an Applicant wishes to withdraw the Application after the Issue Closing Date or early closure date, the same can be done by submitting a withdrawal request to the Registrar to the Issue prior to the finalization of the Basis of Allotment.

#### **Revision of Applications**

As per the notice No: 20120831-22 dated August 31, 2012 issued by the BSE, cancellation of one or more orders (series) within an Application is permitted during the Issue Period as long as the total order quantity does not fall under the minimum quantity required for a single Application. Please note that in case of cancellation of one or more orders (series) within an Application, leading to total order quantity falling under the minimum quantity required for a single Application will be liable for rejection by the Registrar.

Applicants may revise/ modify their Application details during the Issue Period, as allowed/permitted by the Stock

Exchange, by submitting a written request to the Designated Intermediary and the Designated Branch of the SCSBs, as the case may be. However, for the purpose of Allotment, the date of original upload of the Application will be considered in case of such revision/ modification. In case of any revision of Application in connection with any of the fields which are not allowed to be modified on the electronic Application platform of the Stock Exchange as per the procedures and requirements prescribed by the Stock Exchange, Applicants should ensure that they first withdraw their original Application and submit a fresh Application. In such a case the date of the new Application will be considered for date priority for Allotment purposes.

Revision of Applications is not permitted after the expiry of the time for acceptance of Application Forms on the Issue Closing Date. However, in order that the data so captured is accurate, the Designated Intermediaries and/ or the Designated Branches of the SCSBs will be given up to one Working Day after the Issue Closing Date to modify/ verify certain selected fields uploaded in the online system during the Issue Period, after which the data will be sent to the Registrar for reconciliation with the data available with the NSDL and CDSL.

### **Depository Arrangements**

We have made depository arrangements with NSDL and CDSL. Please note that Tripartite Agreements have been executed between our Company, the Registrar and both the depositories.

As per the provisions of the Depositories Act, 1996, the NCDs issued by us can be held in a dematerialised form. In this context:

- (i) Tripartite agreement dated January 30, 2014 among our Company, the Registrar and CDSL and tripartite agreement dated February 5, 2014 among our Company, the Registrar and NSDL, respectively for offering depository option to the investors.
- (ii) An Applicant must have at least one beneficiary account with any of the Depository Participants (DPs) of NSDL or CDSL prior to making the Application.
- (iii) The Applicant must necessarily provide the DP ID and Client ID details in the Application Form.
- (iv) NCDs Allotted to an Applicant in the electronic form will be credited directly to the Applicant's respective beneficiary account(s) with the DP.
- (v) Non-transferable Allotment Advice will be directly sent to the Applicant by the Registrar to this Issue.
- (vi) It may be noted that NCDs in electronic form can be traded only on the Stock Exchange having electronic connectivity with NSDL or CDSL. The Stock Exchange has connectivity with NSDL and CDSL.
- (vii) Interest or other benefits with respect to the NCDs held in dematerialised form would be paid to those Debenture Holders whose names appear on the list of beneficial owners given by the Depositories to us as on Record Date. In case of those NCDs for which the beneficial owner is not identified by the Depository as on the Record Date/ book closure date, we would keep in abeyance the payment of interest or other benefits, till such time that the beneficial owner is identified by the Depository and conveyed to us, whereupon the interest or benefits will be paid to the beneficiaries, as identified, within a period of 30 days.

Please note that the NCDs shall cease to trade from the Record Date (for payment of the principal amount and the applicable premium and interest for such NCDs) prior to redemption of the NCDs.

**PLEASE NOTE THAT TRADING OF NCDs ON THE FLOOR OF THE STOCK EXCHANGE SHALL BE IN DEMATERIALISED FORM ONLY IN MULTIPLE OF ONE NCD.**

Allottees will have the option to re-materialize the NCDs Allotted under the Issue as per the provisions of the Companies Act, 2013 and the Depositories Act.

### **Communications**

All future communications in connection with Applications made in this Issue (except the Applications made through the Trading Members of the Stock Exchange) should be addressed to the Registrar to the Issue, with a copy to the relevant SCSB, quoting the full name of the sole or first Applicant, Application Form number,

Applicant's DP ID and Client ID, Applicant's PAN, number of NCDs applied for, date of the Application Form, name and address of the Designated Intermediary or Designated Branch of the SCSBs, as the case may be, where the Application was submitted, ASBA Account number in which the amount equivalent to the Application Amount was blocked.

Applicants may contact our Compliance Officer and Company Secretary or the Registrar to the Issue in case of any pre-Issue or post-Issue related problems such as non-receipt of Allotment Advice or credit of NCDs in the respective beneficiary accounts, as the case may be.

### **Interest in case of delay**

Our Company undertakes to pay interest, in connection with any delay in Allotment and demat credit, beyond the time limit as may be prescribed under applicable statutory and/or regulatory requirements, at such rates as stipulated under such applicable statutory and/or regulatory requirements.

### **Undertaking by the Issuer**

Our Company undertakes that:

- (a) All monies received pursuant to this Issue shall be transferred to a separate bank account as referred to in sub-section (3) of section 40 of the Companies Act, 2013;
- (b) Details of all monies utilised out of this Issue referred to in sub-item (a) shall be disclosed under an appropriate separate head in our balance sheet indicating the purpose for which such monies had been utilised;
- (c) Details of all unutilised monies out of issue of NCDs, if any, referred to in sub-item (a) shall be disclosed under an appropriate separate head in our balance sheet indicating the form in which such unutilised monies have been invested;
- (d) Details of all utilized and unutilised monies out of the monies collected in the previous issue made by way of public offer shall be disclosed and continued to be disclosed in the balance sheet till the time any part of the proceeds of such previous issue remains unutilized indicating the purpose for which such monies have been utilized, and the securities or other forms of financial assets in which such unutilized monies have been invested;
- (e) Undertaking by our Company for execution of the Debenture Trust Deed;
- (f) We shall utilize the Issue proceeds only upon execution of the Debenture Trust Deed as stated in this Prospectus, on receipt of the minimum subscription of 75% of the Base Issue i.e. ₹ 15,000 lakhs and receipt of listing and trading approval from the Stock Exchange;
- (g) The Issue proceeds shall not be utilized towards full or part consideration for the purchase or any other acquisition, *inter alia* by way of a lease, of any immovable property business, dealing in equity of listed companies or lending/investment in group companies;
- (h) The allotment letter shall be issued or application money shall be unblocked within 6 (six) Working Days from the closure of this Issue or such lesser time as may be specified by SEBI, or else the Application money shall be refunded to the Applicants forthwith; and
- (i) Details of all monies unutilised out of the previous issues made by way of public offer, if any, shall be disclosed and continued to be disclosed under an appropriate separate head in our balance sheet till the time any part of the proceeds of such previous issue remains unutilized indicating the securities or other forms of financial assets in which such unutilized monies have been invested.

### **Other Undertakings by our Company**

Our Company undertakes that:

- (a) Complaints received in respect of this Issue (except for complaints in relation to Applications submitted to

Trading Members) will be attended to by our Company expeditiously and satisfactorily;

- (b) Necessary cooperation to the relevant credit rating agency(ies) will be extended in providing true and adequate information until the obligations in respect of the NCDs are outstanding;
- (c) Our Company will take necessary steps for the purpose of getting the NCDs listed within the specified time, i.e., within six Working Days of this Issue Closing Date;
- (d) Funds required for dispatch of Allotment Advice/NCD Certificates (only upon rematerialisation of NCDs at the specific request of the Allottee/ Holder of NCDs) will be made available by our Company to the Registrar to the Issue;
- (e) Our Company will forward details of utilisation of the proceeds of this Issue, duly certified by the Statutory Auditor, to the Debenture Trustee on a half-yearly basis;
- (f) Our Company will provide a compliance certificate to the Debenture Trustee on an annual basis in respect of compliance with the terms and conditions of this Issue as contained in this Prospectus;
- (g) Our Company will disclose the complete name and address of the Debenture Trustee in its annual report; and
- (h) Our Company shall make necessary disclosures/ reporting under any other legal or regulatory requirement as may be required by our Company from time to time.



## SECTION VIII: MAIN PROVISIONS OF ARTICLES OF ASSOCIATION

The main provisions of the Articles of Association relating to the issue and allotment of debentures and matters incidental thereto have been summarised below. Please note that each provision herein below is numbered according to the corresponding article number in the Articles of Association. Any reference to the term “Article” hereunder means the corresponding article contained in the Articles of Association.

**Article 7** provides that the Company may exercise the powers of paying commission conferred by Section 76 of the Companies Act, 1956, and in such case shall comply with the requirements of the section. Such commission may be satisfied by the payment of cash or the allotment of fully or partly paid shares or partly in one way and partly in the other. The Company may also on any issue of shares or debentures pay such brokerage as may be lawful.

**Article 40** provides that a fee not exceeding ₹2 may be charged for the registration of grant of probate, grant of administration, certificate of death or marriage, power-of-attorney or other instrument and shall, if required by the Board of Directors, be paid before the registration thereof. No fee will be charged for registration of transfers of shares and debentures.

**Article 55** provides that the Board of Directors may, from time to time, at its discretion, raise or borrow and secure the payment of any sum or sums of money for the purpose of the Company.

**Article 56** provides that the Board of Directors may raise or secure the repayment of such sum or sums (referred to in Article 55) in such manner and upon such terms and conditions in all respects as it thinks fit, and in particular by the issue of bonds perpetual or redeemable debentures stock, or any mortgage or other security on the undertaking of the whole or any part of the property of the Company (both present and future) including its uncalled capital for the time being.

**Article 57** provides that any debentures, debenture-stock, bonds or other securities may be issued at a discount, premium or otherwise and with any special privileges as to redemption, surrender, drawings, allotment of shares, appointment of directors and otherwise. Debentures, debenture-stock, bonds and other securities may be made assignable free from any equities between the Company and the person to whom the same be issued, provided that debentures with the right to allotment of or conversion into shares shall not be issued except in conformity with the provisions of Section 81(3) of the Companies Act, 1956.

**Article 58** provides that save as provided in Section 108 of the Companies Act, 1956, no transfer of debentures shall be registered unless a proper instrument of transfer duly stamped and executed by the transferor and transferee has been delivered to the Company together with the certificate or certificates of the debentures.

**Article 59** provides that if the Board of Directors refuses to register the transfer of any debentures the Company shall within two months from the date on which the instrument of transfer was lodged with the Company, send to the transferee and to the transferor notice of the refusal.

**Article 91** provides that subject to the provisions of Section 297 of the Companies Act, 1956, a Director shall not be disqualified from contracting with the Company either as a vendor, purchaser or otherwise for goods, materials or services or for underwriting the subscription of any shares in or debentures of the Company nor shall any such contract or arrangement entered into by or on behalf of the Company with a relative of such Director, or a firm in which such Directors or relative as a partner or with any other partner in such firm or with a private company of which such Director is a member or director be avoided nor shall any Director so contracting or being such member or so interested be liable to account to the Company for any profit by any such contract or arrangement by reason of such Director holding office or of the fiduciary relation thereby established.

**Clause (a) of Article 99** provides that subject to the provisions of the Companies Act, 1956, and notwithstanding anything to the contrary contained in the Articles of Association, so long as any moneys remain with the Company either in the form of share capital or loan originally invested by any financing company or body or financial corporation or bank or any insurance corporation (each such financing company or body or financial corporation, credit corporation or bank or any insurance corporation is hereinafter referred to as “Financial Institution”) in the Company or so long as the Financial Institution continues to hold debentures in the Company by direct subscription or private placement or so long as the Financial Institution holds share in the Company as a result of underwriting or direct subscription or so long as any liability of the Company arising out of the guarantee furnished by the Financial Institution on behalf of the Company remains outstanding, the Financial Institution shall have a

right to appoint from time to time, its nominee/s as a Director or Director/s, which Director or Directors is/are hereinafter referred to as “Nominee Director/s” on the Board of Directors of the Company and to remove from such office the Nominee Director/s so appointed and at the time of such removal and also in the case of death or resignation of the Nominee Director/s so appointed at any time appoint any other which may occur as a result of such Director/s ceasing to hold office for any reasons whatsoever; such appointment or removal shall be made in writing on behalf of the Financial Institution appointing such Nominee Director/s and shall be delivered to the Company at its registered office.

**Clause (c) of Article 99** provides that the Nominee Director/s so appointed shall hold the office only so long as any moneys remain with the Company either in the form of share capital or loan originally invested by the Financial Institution or so long as the Financial Institution holds debentures in the Company as a result of direct subscription of private placement or so long as the Financial Institution holds shares in the Company as a result of underwriting or direct subscription or liability of the Company arising out of any guarantee, is outstanding and the Nominee Director/s so appointed in exercise of the said power shall ipso facto vacate such office, immediately the moneys owing by the Company to the Financial Institutions is paid off or on the Financial Institution ceasing to hold debentures/shares in the Company or on the satisfaction of the liability of the Company arising out of any guarantee furnished by the Financial Institution.

**Article 149** provides that on any sale of the undertaking of the Company, the Board of Directors or the liquidator on a winding-up may, if authorised by a special resolution accept fully paid-up shares, debentures or securities of any other company, whether incorporated in India or not, either then existing or to be formed for the purchase in whole or in part of the property of the Company, and the Board of Directors (if the profits of the Company permit) or the liquidators (in a winding-up) may distribute such shares or securities or any other property of the Company amongst the members without realisation, or vest the same in trustees for them, and any special resolution may provide for the distribution or appropriation of the cash, shares or other securities, benefit or property otherwise than in accordance with the strict legal rights of the members or contributors of the Company and for the valuation of any such securities or property at such price and in such manner as the meeting may approve and all holders of shares shall be bound to accept and shall be bound by any valuation of distribution so authorised, and waive all rights in relation, thereto save only in case the Company is proposed to be or in the course of being wound up, such statutory rights, if any, under Section 494 of the Companies Act, 1956, as are incapable of being varied or excluded by the Articles of Association.

**Article 152** provides that every Director, manager, secretary, trustee for the Company, its members or debenture holders, members of a committee, officer, servant, agent, accountant or other person employed in or about the business of the Company shall, if so required by the Board of Directors before entering upon his duties sign a declaration pledging himself not to reveal any of the matters which may come to his knowledge in the discharge of his duties except when required so to do by the Board of Directors or by any general meeting or by a court of law and except so far as may be necessary in order to comply with any of the provisions of the Articles of Association.

## **SECTION IX: MATERIAL CONTRACTS AND DOCUMENTS FOR INSPECTION**

The following contracts which are or may be deemed material have been entered or are to be entered into by the Company. These contracts and also the documents for inspection referred to hereunder, may be inspected on Working Days at the Registered Office of the Company situated at Muthoot Centre, TC No 14/2074-7 Punnen Road, Trivandrum 695 039, India, from 10.00 a.m. to 4.00 p.m., from the date of the Prospectus until the date of closure of the Issue.

### **I. Material Contracts**

1. Issue Agreement dated December 5, 2020, between the Company and the Lead Manager.
2. Registrar Agreement dated November 17, 2020, between the Company and the Registrar to the Issue.
3. Debenture Trustee Agreement dated December 8, 2020, between the Company and the Debenture Trustee for the NCD Holders.
4. Public Issue Account Agreement dated December 22, 2020 amongst the Company, the Lead Manager, the Registrar, the Public Issue Account Bank and the Refund Bank.
5. Lead Broker Agreement dated December 23, 2020, between the Company and the Lead Brokers.
6. Tripartite Agreement dated May 3, 2011, between CDSL, the Company and the Registrar to the Issue.
7. Tripartite Agreement dated October 6, 2009, between NSDL, the Company and the Registrar to the Issue.

### **II. Material Documents**

1. Certificate of incorporation of the Company dated June 10, 1997, issued by the RoC.
2. Certificate of incorporation dated March 19, 2002, issued by the RoC.
3. Certificate of commencement of business dated June 10, 1997.
4. Memorandum and Articles of Association of the Company.
5. The certificate of registration No. 16.00170 dated July 23, 2002 issued by the RBI under Section 45 IA of the RBI Act.
6. Credit rating letter dated December 4, 2020 issued by CRISIL assigning a rating of “CRISIL A/ (Stable)” for an amount of ₹ 40,000 lakhs to the NCDs.
7. Board resolution dated September 7, 2020 approving the Issue and related matters including authorised signatories.
8. Shareholders’ resolution dated June 3, 2014 pursuant to Section 180 of the Companies Act, 2013.
9. Copy of the resolution of the Debenture Committee dated November 24, 2020 and December 17, 2020 approving the Draft Prospectus.
10. Copy of the resolution of the Debenture Committee dated December 28, 2020 approving this Prospectus.
11. Consents of each of the Directors, Compliance Officer, Lead Manager, Legal Advisors to the Issue, Registrar to the Issue, Public Issue Account Bank(s), Refund Bank Bankers to the Issue, Bankers to the Company, the Debenture Trustee, Registrar to the Issue and the Credit Rating Agency to act in their respective capacities.
12. Consent of the Statutory Auditors, for inclusion of their name as the Statutory Auditors of the Company and reports on the Financial Statements including the annexures and notes thereto, in the form and context in which they appear in the Prospectus and their statement on tax benefits mentioned herein.

13. Consent of ICRA Analytics Limited dated November 25, 2020 with respect to the industry report titled 'Gold Loan Market in India 2019' (IMaCS Report).
14. The statement of tax benefits report dated December 15, 2020, prepared by the Statutory Auditors.
15. Annual Reports of the Company for the five Fiscals.
16. Audited Standalone Financial Results of the Company as of period ended September 30, 2020 and March 31, 2020.
17. In-principle listing approval from BSE, through letter no. DCS/BM/PI-BOND/010/20-21, dated December 24, 2020.
18. Due Diligence Certificate dated December 28, 2020 filed by the Lead Manager with SEBI

## DECLARATION

We, the Directors of the Company, hereby certify and declare that all the relevant provisions of the Companies Act and rules prescribed thereunder to the extent applicable as on this date, the guidelines issued by the Government of India and the regulations and guidelines and circulars issued by the Reserve Bank of India and the Securities and Exchange Board of India established under Section 3 of the Securities and Exchange Board of India Act, 1992, as amended, as the case may be, including the Securities and Exchange Board of India (Issue and Listing of Debt Securities) Regulations, 2008 as amended, provisions under the Securities Contracts (Regulation) Act, 1956, as amended, and rules made thereunder, including the Securities Contracts (Regulation) Rules, 1957, as amended, in connection with the Issue have been complied with and no statement made in this Prospectus is contrary to the relevant provisions of any acts, rules, regulations, guidelines and circulars as applicable to this Prospectus.

We further certify that all the disclosures and statements in this Prospectus are true, accurate and correct in all material respects and do not omit disclosure of any material fact which may make the statements made therein, in light of circumstances under which they were made, misleading and that this Prospectus does not contain any misstatements.

### **Signed by the Board of Directors of the Company**

---

Mr. Thomas John Muthoot, Managing Director

---

Mr. Thomas George Muthoot, Director

---

Mr. Thomas Muthoot, Executive Director and Chief Financial Officer

---

Mr. Arrattukkulam Peter Kurian, Director

---

Ms. Preethi John Muthoot, Director

---

Mr. Vikraman Ampalakkat, Director

Date: December 28, 2020

Place: Trivandrum

## CONFIDENTIAL

MUFILT/259269/CP/15092020  
December 4, 2020

**Mr. Thomas John Muthoot**  
Managing Director  
**Muthoot Fincorp Limited**  
Muthoot Centre,  
Punnen Road,  
Trivandrum - 695034  
Tel: 471 2331427

Dear Mr. Thomas John Muthoot,

**Re: CRISIL Rating for the Rs.400 crore Non-Convertible Debentures of Muthoot Fincorp Limited**

We refer to your request for a rating for the captioned Debt instrument.

CRISIL has, after due consideration, assigned a “**CRISIL A/Stable**” (pronounced “CRISIL A rating with stable outlook”) rating to the captioned Debt instrument. Instruments with this rating are considered to have adequate degree of safety regarding timely servicing of financial obligations. Such instruments carry low credit risk.

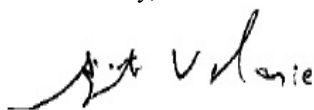
As per our Rating Agreement, CRISIL would disseminate the rating along with outlook through its publications and other media, and keep the rating along with outlook under surveillance for the life of the instrument. CRISIL reserves the right to withdraw, or revise the rating / outlook assigned to the captioned instrument at any time, on the basis of new information, or unavailability of information, or other circumstances which CRISIL believes may have an impact on the rating.

Further, in view of your decision to accept the CRISIL Rating, we request you to apprise us of the instrument details (in the enclosed format) as soon as it has been placed. In the event of your company not making the issue within a period of 180 days from the above date, or in the event of any change in the size or structure of your proposed issue, a fresh letter of revalidation from CRISIL will be necessary.

As per the latest SEBI circular (reference number: CIR/IMD/DF/17/2013; dated October 22, 2013) on centralized database for corporate bonds/debentures, you are required to provide international securities identification number (ISIN; along with the reference number and the date of the rating letter) of all bond/debenture issuances made against this rating letter to us. The circular also requires you to share this information with us within 2 days after the allotment of the ISIN. We request you to mail us all the necessary and relevant information at [debtissue@crisil.com](mailto:debtissue@crisil.com). This will enable CRISIL to verify and confirm to the depositories, including NSDL and CDSL, the ISIN details of debt rated by us, as required by SEBI. Feel free to contact us for any clarifications you may have at [debtissue@crisil.com](mailto:debtissue@crisil.com)

Should you require any clarifications, please feel free to get in touch with us.

With warm regards,  
Yours sincerely,



Ajit Velonie  
Director - CRISIL Ratings



Nivedita Shibu  
Associate Director - CRISIL Ratings



*A CRISIL rating reflects CRISIL's current opinion on the likelihood of timely payment of the obligations under the rated instrument and does not constitute an audit of the rated entity by CRISIL. CRISIL ratings are based on information provided by the issuer or obtained by CRISIL from sources it considers reliable. CRISIL does not guarantee the completeness or accuracy of the information on which the rating is based. A CRISIL rating is not a recommendation to buy, sell, or hold the rated instrument; it does not comment on the market price or suitability for a particular investor. All CRISIL ratings are under surveillance. CRISIL or its associates may have other commercial transactions with the company/entity. Ratings are revised as and when circumstances so warrant. CRISIL is not responsible for any errors and especially states that it has no financial liability whatsoever to the subscribers / users / transmitters / distributors of this product. CRISIL Ratings rating criteria are available without charge to the public on the CRISIL web site, [www.crisil.com](http://www.crisil.com). For the latest rating information on any instrument of any company rated by CRISIL, please contact Customer Service Helpdesk at 1800-267-1301.*

**Details of the Rs.400 crore Non-Convertible Debentures of  
Muthoot Fincorp Limited**

|                                      | <i>1st tranche</i> |        | <i>2nd tranche</i> |        | <i>3rd tranche</i> |        |
|--------------------------------------|--------------------|--------|--------------------|--------|--------------------|--------|
| <i>Instrument Series:</i>            |                    |        |                    |        |                    |        |
| <i>Amount Placed:</i>                |                    |        |                    |        |                    |        |
| <i>Maturity Period:</i>              |                    |        |                    |        |                    |        |
| <i>Put or Call Options (if any):</i> |                    |        |                    |        |                    |        |
| <i>Coupon Rate:</i>                  |                    |        |                    |        |                    |        |
| <i>Interest Payment Dates:</i>       |                    |        |                    |        |                    |        |
| <i>Principal Repayment Details:</i>  | Date               | Amount | Date               | Amount | Date               | Amount |
|                                      |                    |        |                    |        |                    |        |
| <i>Investors:</i>                    |                    |        |                    |        |                    |        |
| <i>Trustees:</i>                     |                    |        |                    |        |                    |        |

***In case there is an offer document for the captioned Debt issue, please send us a copy of it.***

A CRISIL rating reflects CRISIL's current opinion on the likelihood of timely payment of the obligations under the rated instrument and does not constitute an audit of the rated entity by CRISIL. CRISIL ratings are based on information provided by the issuer or obtained by CRISIL from sources it considers reliable. CRISIL does not guarantee the completeness or accuracy of the information on which the rating is based. A CRISIL rating is not a recommendation to buy, sell, or hold the rated instrument; it does not comment on the market price or suitability for a particular investor. All CRISIL ratings are under surveillance. CRISIL or its associates may have other commercial transactions with the company/entity. Ratings are revised as and when circumstances so warrant. CRISIL is not responsible for any errors and especially states that it has no financial liability whatsoever to the subscribers / users / transmitters / distributors of this product. CRISIL Ratings rating criteria are available without charge to the public on the CRISIL web site, [www.crisil.com](http://www.crisil.com). For the latest rating information on any instrument of any company rated by CRISIL, please contact Customer Service Helpdesk at 1800-267-1301.

## Rating Rationale

December 04, 2020 | Mumbai

### Muthoot Fincorp Limited

'CRISIL A/Stable' assigned to NCD

#### Rating Action

|                                  |                              |
|----------------------------------|------------------------------|
| Total Bank Loan Facilities Rated | Rs.10181 Crore               |
| Long Term Rating                 | CRISIL A/Stable (Reaffirmed) |

|  |                                 |
|--|---------------------------------|
| Rs.400 Crore Non Convertible Debentures  | CRISIL A/Stable (Assigned)      |
| Rs.400 Crore Non Convertible Debentures  | CRISIL A/Stable (Reaffirmed)    |
| Rs.300 Crore Non Convertible Debentures  | CRISIL A/Stable (Reaffirmed)    |
| Rs.500 Crore Non Convertible Debentures  | CRISIL A/Stable (Reaffirmed)    |
| Rs.300 Crore Non Convertible Debentures  | CRISIL A/Stable (Reaffirmed)    |
| Rs.500 Crore Non Convertible Debentures  | CRISIL A/Stable (Reaffirmed)    |
| Rs.500 Crore Non Convertible Debentures  | CRISIL A/Stable (Reaffirmed)    |
| Rs.500 Crore Non Convertible Debentures  | CRISIL A/Stable (Reaffirmed)    |
| Rs.2.19 Crore Non Convertible Debentures | CRISIL A/Stable (Reaffirmed)    |
| Rs.0.35 Crore Non Convertible Debentures | CRISIL A/Stable (Reaffirmed)    |
| Rs.0.92 Crore Non Convertible Debentures | CRISIL A/Stable (Reaffirmed)    |
| Rs.35.59 Crore Subordinated Debt         | CRISIL A/Stable (Reaffirmed)    |
| Rs.144 Crore Perpetual Bonds             | CRISIL BBB+/Stable (Reaffirmed) |
| Rs.900 Crore Commercial Paper            | CRISIL A1 (Reaffirmed)          |

1 crore = 10 million

Refer to annexure for Details of Instruments & Bank Facilities



## Detailed Rationale

CRISIL has assigned its '**CRISIL A/Stable**' rating to Rs 400 crore non-convertible debentures of Muthoot Fincorp Limited (MFL; flagship company of Muthoot Pappachan group [MPG]). The rating on other debt instruments and bank facilities has been reaffirmed at 'CRISIL A/CRISIL BBB+/Stable/CRISIL A1'.

CRISIL has also withdrawn its rating on the non-convertible debenture of Rs 2.19 crore (See Annexure 'Details of Rating Withdrawn' for details) on confirmation from the debenture trustee as it is fully redeemed. The rating is withdrawn in line with CRISIL's policy.

The ratings continue to reflect promoters' extensive experience in the loan-against-gold-jewellery business, which accounts for around 60% of the group's overall loan portfolio, its established market position in the gold business and diversified product profile of MPG. These strengths are partially offset by, MPG's average profitability, average asset quality, geographical concentration in portfolio and potential challenges associated with non-gold loan segments.

The consolidated network of MPG (*adjusted for inter-group investments and as per Ind-AS reporting*) stood at Rs 3160 crore as on March 30, 2020 as against Rs 3,065 crore as on March 31, 2019. Accordingly the gearing (including securitisation i.e. assignments/PTCs, treating as borrowings) of the group stood at 7.6 times as on March 31, 2020 (6.5 times as on March 31, 2019). Capitalisation is supported by low asset-side risks (security of gold jewellery, which is liquid and in the lender's possession) and moderate growth outlook for the gold loan business. Given that MFL has exposure to real estate assets stood at Rs 589 crore or 3.46% of the total assets as of December 31, 2019. The real estate exposure has been further reduced to Rs 539 crore as of March 31, 2020. CRISIL notes that the company has raised funds by placing around 40% of the real estate assets as security and utilised the funds for normal business operations. CRISIL notionally allocates a part of network towards such asset acquisition so as to simulate a funding model for these assets, with low gearing (Debt:Equity) of 0.5 times. Post making this adjustment, the CRISIL-adjusted gearing stood at around 8.0 times as on March 31, 2020. If we additionally adjust for the real estate assets which were monetised to avail borrowings, then the CRISIL-adjusted gearing reduces further to around 7.6 times. Any material increase in gearing level beyond current thresholds will be a key rating sensitivity factor.

On the liability side, the Reserve Bank of India (RBI) announced regulatory measures under 'Covid-19 - Regulatory Package', whereby lenders were permitted to grant moratorium on bank loans. CRISIL understands that MFL has not sought moratorium from its lenders and continues to service its debt obligations as per schedule.

CRISIL believes that MFL has adequate liquidity, on a standalone basis, to manage this period wherein asset-side collections will be negligible while liability-side outflows continue as per schedule. In terms of liquidity, MFL, as on October 31, 2020, had liquidity of Rs 1814 crore (Rs 759 crore of cash and equivalents and Rs 1052 crore of unutilised bank lines). Against the same, they have total debt payments (including operating expense) of Rs 1309 crore in the next 3 months. The total debt payments exclude CC / WCDL limits which are typically rolled-over. CRISIL notes that MFL has been able to rollover the CC/WCDL limits during previous 3 months and expects to be able to rollover the balance limits falling due in the next 3 months.

In terms of funding, MFL on standalone basis, has been able to get sanction of Rs 2075 crores (in addition to the unavailed bank lines) in the form of term loans from public and private sector banks. Further, during fiscal 2021, MFL was able to diversify its resource profile. The company mobilised Rs 2684.6 crore through debt instruments including retail public issue, subordinate debt and covered bond.

## Analytical Approach

For arriving at the ratings, CRISIL has combined the business and financial risk profiles of MFL (engaged in businesses of financing against gold, financing micro and small and medium enterprises (MSMEs), and microfinance), Muthoot Microfin Ltd (MML; microfinance), Muthoot Capital Services Ltd (MCSL; two-wheeler finance and MSME loan), and Muthoot Housing Finance Co Ltd (MHFCL; housing finance). This is because all the companies, collectively referred to as the MPG, have significant financial, managerial, and operational linkages. MML and MHFCL are subsidiaries of MFL, MFL's promoters hold a 62.5% stake in MCSL. Additionally, CRISIL notionally allocates a part of networth towards such asset acquisition so as to simulate a funding model for these assets, with low gearing (Debt : Equity) of 0.5 times.

*Please refer Annexure - List of entities consolidated, which captures the list of entities considered and their analytical treatment of consolidation.*

## Key Rating Drivers & Detailed Description

### **Strengths**

#### **\* Established market position in gold financing supported by extensive experience of promoters**

MFL is the third largest gold loan NBFC. The promoters have spent over seven decades in the business of lending against gold jewellery. Over the years, the group has established a strong reputation and brand in South India, particularly Kerala and Tamil Nadu, and has an appropriate assessment and underwriting methodology, which is being constantly refined.

The gold loan assets under management (AUM) grew to around Rs 14,369 crore March 31, 2020 from Rs 11,571 crore as on March 31, 2019. As on September 30, 2020, the gold AUM stood at Rs 15,116 crore. The total gold holding stood at around 51 tonnes as on same date (49.4 tonnes as on March 31, 2019). AUM per branch has increased to around Rs 4.0 crore as on September 30, 2020, from Rs 2.5 crore as on March 31, 2017. The company maintained its pace of growth with an average of over Rs 3000 crore of disbursements on monthly basis till March 2020. During last 2 months (August and September 2020), the disbursements pace stood at over Rs 4000 crore.

#### **\* Diversified product profile of the MPG group**

The MPG group has diversified its product profile over the past few years. Currently, the group operates in five major segments: loan against gold jewellery, two-wheeler finance, microfinance, housing finance, and small business loans. Overall Managed AUM of the MPG is close to Rs 24,103 crore as on March 31, 2020 (Rs 20,804 crore as on March 31, 2019). The proportion of gold loans has seen steady increase to over 60% as on March 31, 2020 and this is expected to grow further to over 65% over near term. The microfinance portfolio is second largest with around 18% as of September 30, 2020 proportion in overall portfolio of group. In light of the current covid related challenges, the growth in non-gold segments such as microfinance and vehicle finance is expected to remain muted for the near term. Further, the demand for gold loans during this period is expected to remain high and as a result the proportion of gold loans is expected to increase to close to 65% over the near term.

### **Weaknesses**

#### **\* Average but improving profitability**

MPG's profitability has remained average post showing some improvement in fiscal 2019. Within MPG group, CRISIL notes that MFL's profitability, on standalone basis, has remained stable over the last few years with RoMA of around 1.2% fiscal 2020. On standalone basis, owing to the increase in the demand for gold loans, during first half of fiscal 2021 Muthoot Fincorp's RoMA (on annualised basis) has improved to 1.6% (as per provisional financials)). Nevertheless, in the non-gold loan segment of MPG, there was significant drop in profit of microfinance business (i.e. MML) during fiscal 2020. The drop in profitability in MML was on account of increase in delinquencies during the period which impacted interest income, as well as a spike in credit costs on account of the company's adoption of an aggressive provisioning policy during the period. As a result, the profitability at group level was also affected significantly; in fiscal 2020, the group reported profit after tax (PAT) of Rs 318 crore as against PAT of Rs 464 crore during fiscal 2019. In light of the current challenges faced by the group within microfinance and vehicle finance segment, the profitability from these businesses is expected to remain subdued in the near term.

Nevertheless, the profitability within gold loan segment is expected to support group's profitability. MFL has maintained its focus on regular interest collection which may reduce loss on interest income if any, on auction of pledged jewellery. Further, with the current trend in gold prices, the company not expected any issues w.r.t interest

losses. Therefore, profitability of MPG group is expected to improve steadily over the medium term. However, group's ability to manage asset quality primarily within non-gold segments will be monitored.

**\* Average asset quality of MPG group; although gold finance book asset quality has remained stable**

The gross NPAs for MFL has stood at 1.86% as on March 31, 2020 as against 3.7% as on June 30, 2019. The NPA level were primarily from the SME portfolio wherein the performance was affected due to slowdown in the sector. The NPA level within gold finance book has remained stable at less than 1% (0.6% as on March 31, 2020). As on September 30, 2020, the overall gross NPAs increased to around 4.15% (at standalone level). This increase was primarily due to not conducting of auctions of gold during first half fiscal 2021 (April to September 2020) due to Covid-19 pandemic. Since November 2020, the company has initiated regular auction process and the NPAs in gold segment are likely to reduce in the coming period. As far as SME segment is concerned, due to the asset quality issues and in light with covid, the company, incrementally, has reduced its exposure to this segment and focusing primarily on gold loan products. The proportion of the SME loans have reduced to around 7% of overall group's AUM as on March 31, 2020 from 8% as on March 31, 2018.

As far as other group companies are concerned, asset quality in both microfinance and vehicle finance segment has witnessed deterioration. The 90+ dpd level for MML (microfinance business) stood at 3.7% as on June 30, 2020 (2% as on March 31, 2018). The gross NPAs in case of MCSL (vehicle finance business) have increased to around 7.7% (stage III) as on September 30, 2020 as against 5.8% as on March 31, 2019. The 90+ dpd for MHFL (housing finance business) stood at 3.12% as on September 30, 2020.

With the lockdown restrictions being lifted in a phased manner, CRISIL will continue to closely monitor the delinquency trend and collection efficiencies in the non-gold loan segments in the near term.

**\* Geographic concentration in portfolio**

High geographic concentration persists, with South India accounting for around 65% of the gold loan portfolio; of this Tamil Nadu and Kerala constitutes around 29% of the gold loan portfolio as on September 30, 2020 (as compared to 70% and 34% respectively as on March 31, 2019). This being achieved by increase in per branch business from other than southern branches, opening of new branches in North, East and South and closure/merger of non-viable branches in South region. At MPG group level, around 80% of AUM is concentrated in South Indian states, with Tamil Nadu and Kerala constituting around 47%. While the level of concentration has been declining, it is higher than that of peers. Further, with some relaxations allowed by the state government in Kerala and Tamil Nadu, the branch operations in those regions have been restarted. Presently, the demand for gold loans has been high in these regions. Therefore, the proportion of AUM from South region may not decline further during fiscal 2021.

Furthermore, Kerala accounts for around 11% of the group's loan portfolio. Impact of the Kerala Money Lenders Act, 1958, on non-banking financial companies (NBFCs), the applicability of which depends on decision of the Supreme Court, could affect lending rates and operational expenditure.

**\* Potential challenges associated with non-gold loan segments**

The non-gold segments accounted for less than 40% of the overall portfolio as on September 30, 2020. While the MPG Group has managed to grow these businesses and increase the segmental share over the last 2-3 years, potential challenges linked to seasoning of the loan book and asset quality remain. Furthermore, CRISIL believes that intermittent lockdowns and localised restrictions could delay collections returning to normalcy and put pressure on asset quality metrics. The microfinance business and vehicle finance business is more prone to risks arising due to the lockdown. Nevertheless, post September 2020, CRISIL has observed substantial improvement in the collection efficiency within vehicle finance segment. The microfinance segment has also witnessed improvement in its collections consistently during last 2-3 months. However, the ability of the group to manage credit losses arising (if any) from the non-gold loan segments will be key monitorable. Hence, sufficiency of capital buffers to withstand asset-side shocks remains critical.

## **Liquidity Adequate**

CRISIL believes that MFL has adequate liquidity, on a standalone basis, to manage this period wherein asset-side collections will be negligible while liability-side outflows continue as per schedule. In terms of liquidity, MFL, as on October 31, 2020, had liquidity of Rs 1,814 crore (Rs 761 crore of cash and equivalents and Rs 1,052 crore of unutilised bank lines). Against the same, they have total debt payments (including operating expense) of Rs 1,309 crore in the next 3 months. The total debt payments exclude CC / WCDL limits which are typically rolled-over. CRISIL notes that MFL has been able to rollover the CC/WCDL limits during previous 3 months and expects to be able to rollover the balance limits falling due in the next 3 months. In terms of additional funding, MFL has been able to get sanction of Rs 2,075 crores (in addition to the unavailed bank lines) in the form of term loans from public and private sector banks. The company also mobilised Rs 2864.6 crore through debt instruments including retail public issue, subordinate debt and covered bond.

## **Outlook: Stable**

CRISIL believes MFL's business profile will continue to be supported by its established market position in the gold loan segment. Further, the group has scaled up other segments such microfinance and two wheeler loans significantly thus broad basing its business mix.

## **Rating Sensitivity factors**

### **Upward Factors**

- \* Improvement in capital position at MPG group level with adjusted gearing reducing below current levels
- \* Improvement in the consolidated profitability with RoMA increasing to 2.5% or higher
- \* Improvement in assets quality of non-gold loan segment

### **Downward Factors**

- \* Deterioration in asset quality with GNPA's increasing and remaining above 5%
- \* Adjusted gearing level at MPG group level increasing to over 8 times
- \* Declining surplus liquidity in the near short term (6 months).

## **About the Company**

MFL, set up in 1997, is a non-deposit-taking, systemically-important NBFC, engaged in lending against gold jewellery. It is the flagship company of the MPG, which has diverse business interests such as hospitality, real estate, and power generation. The company also distributes mutual funds, and general and life insurance products, and operates in the money-transfer segment.

MFL (on standalone basis) had AUM of Rs 15,894 crore. MML had AUM of Rs 4,704 crore, MCSL (Rs 2,650 crore), and Muthoot Housing (Rs 1,060 crore) as on March 31, 2020.

## Key Financial Indicators MFL - Standalone

| As on/for the period ended March 31 |          | H1 fiscal 2021^ | 2020^  | 2019^  |
|-------------------------------------|----------|-----------------|--------|--------|
| Total managed assets#               | Rs crore | 21,907          | 19,453 | 17,267 |
| Total income                        | Rs crore | 1,417           | 2,726  | 2,485  |
| Profit after tax                    | Rs crore | 167             | 219    | 155    |
| Gross NPA                           | %        | 4.15@           | 1.86   | 2.6    |
| Gearing#                            | Times    | 6.2             | 5.3    | 4.8    |
| Return on managed assets#           | %        | 1.6             | 1.2    | 1.0    |

^as per Ind-AS reporting

#including off balance sheet assets

@increase in GNPA's has largely been due to not conducting of auctions during April to September 2020 (due to Covid pandemic)

## Key Financial Indicators - MPG

| As on/ for the period ended March 31 |          | 2020^  | 2019^  |
|--------------------------------------|----------|--------|--------|
| Total managed assets                 | Rs crore | 28,130 | 26,415 |
| Total assets under management        | Rs crore | 24,103 | 21,569 |
| Total income                         | Rs crore | 4,345  | 3,915  |
| Profit after tax                     | Rs crore | 318    | 464    |
| Gross NPA                            | %        | 3.4    | 2.9    |
| Gearing#                             | Times    | 8.0**  | 7.2    |
| Return on managed assets#            | %        | 1.2    | 2.0    |

^as per Ind-AS reporting

#including off balance sheet assets and adjustment for real estate exposure,

\*\*7.6 times as of March 31, 2020 post adjusting real estate assets which were monetised to avail borrowings

**Any other information:** Not applicable

## Note on complexity levels of the rated instrument:

CRISIL complexity levels are assigned to various types of financial instruments and are included (where applicable) in the Annexure -- Details of Instrument in this Rating

Rationale. For more details on the CRISIL complexity levels, please visit [www.crisil.com/complexity-levels](http://www.crisil.com/complexity-levels).

## Note on perpetual debt instrument

MFL issued the perpetual bonds in four series between November 2008, and September 2010, in accordance with regulations on issuance of such instruments as specified by the RBI; these bonds are held by a group company, Muthoot Hotels Pvt. Ltd. Terms and conditions of the issue, as laid down by the issuer, MFL, at the time of original issue, remain in effect.

The ratings on the perpetual bonds also take into account the deep subordinated nature of these instruments: MFL is responsible for servicing these instruments if it breaches the regulatory minimum capital requirement; or if the regulator denies permission for payments of interest and principal if it reports a loss. Therefore, for these instruments, transition from one rating category to another is significantly sharper than with other debt instruments, as debt servicing on perpetual debt instruments is far more sensitive to the company's overall capital adequacy levels and profitability.

## Annexure - Details of Instrument(s)

| ISIN         | Name of Instrument          | Date of Allotment | Coupon Rate (%) | Maturity Date | Issue Size (Rs.Cr) | Complexity Level |
|--------------|-----------------------------|-------------------|-----------------|---------------|--------------------|------------------|
| NA           | Non Convertible Debentures# | NA                | NA              | NA            | 400                | Simple           |
| NA           | Non Convertible Debentures# | NA                | NA              | NA            | 400                | Simple           |
| NA           | Non Convertible Debentures# | NA                | NA              | NA            | 300                | Simple           |
| NA           | Non Convertible Debentures# | NA                | NA              | NA            | 500                | Simple           |
| NA           | Non Convertible Debentures# | NA                | NA              | NA            | 75                 | Simple           |
| INE549K07766 | Non Convertible Debentures  | 31-Jul-20         | 9.10%           | 31-Jan-22     | 200                | Simple           |
| INE549K07758 | Non Convertible Debentures  | 28-Jul-20         | NA              | 28-Jan-22     | 25                 | Simple           |
| INE549K07758 | Non Convertible Debentures  | 28-Jul-20         | NA              | 28-Jan-22     | 450                | Simple           |
| INE549K07659 | Non Convertible Debentures  | 23-Jun-20         | 9.35%           | 23-Dec-21     | 450                | Simple           |
| INE549K07642 | Non Convertible Debentures  | 28-May-20         | 9.75%           | 28-May-23     | 100                | Simple           |
| NA           | Non Convertible Debentures# | NA                | NA              | NA            | 178.39             | Simple           |
| INE549K07519 | Non Convertible Debentures  | 07-Feb-20         | 9.0%            | 13-Mar-21     | 32.93              | Simple           |
| INE549K07527 | Non Convertible Debentures  | 07-Feb-20         | 9.3%            | 07-Feb-22     | 16.82              | Simple           |
| INE549K07535 | Non Convertible Debentures  | 07-Feb-20         | 9.4%            | 09-Apr-23     | 31.24              | Simple           |
| INE549K07543 | Non Convertible Debentures  | 07-Feb-20         | 9.5%            | 07-Feb-25     | 26.32              | Simple           |
| INE549K07550 | Non Convertible Debentures  | 07-Feb-20         | 9.7%            | 07-Feb-22     | 6.68               | Simple           |
| INE549K07568 | Non Convertible Debentures  | 07-Feb-20         | 9.9%            | 08-Apr-23     | 10.44              | Simple           |
| INE549K07576 | Non Convertible Debentures  | 07-Feb-20         | 10.0%           | 07-Feb-25     | 8.91               | Simple           |



# Ratings

|              |   |           |        |            |       |                |
|--------------|---|-----------|--------|------------|-------|----------------|
| INE549K07584 | Non Convertible Debentures                | 07-Feb-20 | N.A    | 13-Mar-21  | 74.28 | Simple         |
| INE549K07592 | Non Convertible Debentures                | 07-Feb-20 | N.A    | 07-Feb-22  | 17.15 | Simple         |
| INE549K07600 | Non Convertible Debentures                | 07-Feb-20 | N.A    | 08-Apr-23  | 41.24 | Simple         |
| INE549K07618 | Non Convertible Debentures                | 07-Feb-20 | N.A    | 07-Feb-25  | 55.60 | Simple         |
| INE549K08046 | Perpetual                                 | 10-Aug-09 | 12.00% | Perpetual  | 26    | Highly complex |
| INE549K08053 | Perpetual                                 | 21-Dec-09 | 12.00% | Perpetual  | 54    | Highly complex |
| INE549K08061 | Perpetual                                 | 30-Nov-08 | 12.00% | Perpetual  | 50    | Highly complex |
| INE549K08079 | Perpetual                                 | 30-Sep-10 | 12.00% | Perpetual  | 14    | Highly complex |
| INE549K08087 | Subordinated Debt                         | 30-Oct-14 | 12.00% | 30-Oct-20  | 22.08 | Complex        |
| INE549K08095 | Subordinated Debt                         | 30-Oct-14 | 12.50% | 30-Oct-20  | 13.51 | Complex        |
| NA           | Commercial Paper                          | NA        | NA     | 7-365 Days | 900   | Simple         |
| NA           | Cash Credit & Working Capital demand loan | NA        | NA     | NA         | 7785  | NA             |
| NA           | Working Capital Term Loan                 | NA        | NA     | 31-Aug-22  | 300   | NA             |
| NA           | Working Capital Term Loan                 | NA        | NA     | 06-Jun-22  | 300   | NA             |
| NA           | Working Capital Term Loan                 | NA        | NA     | Jun-21     | 200   | NA             |
| NA           | Working Capital Term Loan                 | NA        | NA     | 03-Jul-21  | 200   | NA             |
| NA           | Working Capital Term Loan*                | NA        | NA     | NA         | 75    | NA             |
| NA           | Working Capital Term Loan                 | NA        | NA     | Sep-20     | 150   | NA             |
| NA           | Working Capital Term Loan                 | NA        | NA     | Sep-23     | 100   | NA             |
| NA           | Working Capital Term Loan                 | NA        | NA     | Jun-23     | 300   | NA             |
| NA           | Working Capital Term Loan                 | NA        | NA     | May-21     | 70    | NA             |
| NA           | Working Capital Term Loan                 | NA        | NA     | Mar-24     | 362.5 | NA             |
| NA           | Term Loan                                 | NA        | NA     | Nov-20     | 37.5  | NA             |
| NA           | Term Loan                                 | NA        | NA     | Mar-22     | 200   | NA             |
| NA           | Term Loan                                 | NA        | NA     | Mar-21     | 100   | NA             |
| NA           | Proposed Long Term Bank Loan Facility     | NA        | NA     | NA         | 1     | NA             |

#Yet to be issued

\*Yet to be availed

## Annexure - Details of Rating withdrawn

| ISIN         | Name of Instrument         | Date of Allotment | Coupon Rate (%) | Maturity Date | Issued (Rs) |
|--------------|----------------------------|-------------------|-----------------|---------------|-------------|
| INE549K07337 | Non Convertible Debentures | 05-Nov-15         | 10.00%          | 05-Nov-20     | 0.1         |
| INE549K07360 | Non Convertible Debentures | 05-Nov-15         | 10.25%          | 05-Nov-20     | 0.1         |
| INE549K07402 | Non Convertible Debentures | 05-Nov-15         | 10.25%          | 05-Nov-20     | 1.1         |

## Annexure - List of Entities Consolidated

| Entity consolidated                     | Extent of consolidation | Rationale for consolidation |
|---|-------------------------|-----------------------------|
| Muthoot Microfin Limited                | Full                    | Subsidiary                  |
| Muthoot Capital Services Limited        | Full                    | Group company               |
| Muthoot Housing Finance Company Limited | Full                    | Subsidiary                  |

## Annexure - Rating History for last 3 Years

| Instrument                 | Current |                     |                    | 2020 (History) |                    | 2019     |                    | 2018     |                    | 2017     |
|----------------------------|---------|---------------------|--------------------|----------------|--------------------|----------|--------------------|----------|--------------------|----------|
|                            | Type    | Outstanding Amount  | Rating             | Date           | Rating             | Date     | Rating             | Date     | Rating             | Date     |
| Commercial Paper           | ST      | 900.00              | CRISIL A1          | 02-09-20       | CRISIL A1          | 21-11-19 | CRISIL A1          | 12-09-18 | CRISIL A1          |          |
|                            |         |                     |                    | 17-08-20       | CRISIL A1          | 09-10-19 | CRISIL A1          | 14-08-18 | CRISIL A1          |          |
|                            |         |                     |                    | 11-08-20       | CRISIL A1          | 29-03-19 | CRISIL A1          | 08-08-18 | CRISIL A1          |          |
|                            |         |                     |                    | 25-06-20       | CRISIL A1          |          |                    | 27-06-18 | CRISIL A1          |          |
|                            |         |                     |                    | 17-06-20       | CRISIL A1          |          |                    |          |                    |          |
|                            |         |                     |                    | 20-05-20       | CRISIL A1          |          |                    |          |                    |          |
|                            |         |                     |                    | 06-05-20       | CRISIL A1          |          |                    |          |                    |          |
| Non Convertible Debentures | LT      | 3402.19<br>04-12-20 | CRISIL A/Stable    | 02-09-20       | CRISIL A/Stable    | 21-11-19 | CRISIL A/Stable    | 12-09-18 | CRISIL A/Stable    | 19-09-17 |
|                            |         |                     |                    | 17-08-20       | CRISIL A/Stable    | 09-10-19 | CRISIL A/Stable    | 14-08-18 | CRISIL A/Stable    |          |
|                            |         |                     |                    | 11-08-20       | CRISIL A/Stable    | 29-03-19 | CRISIL A/Stable    | 08-08-18 | CRISIL A/Stable    |          |
|                            |         |                     |                    | 25-06-20       | CRISIL A/Stable    |          |                    | 27-06-18 | CRISIL A/Stable    |          |
|                            |         |                     |                    | 17-06-20       | CRISIL A/Stable    |          |                    |          |                    |          |
|                            |         |                     |                    | 20-05-20       | CRISIL A/Stable    |          |                    |          |                    |          |
|                            |         |                     |                    | 06-05-20       | CRISIL A/Stable    |          |                    |          |                    |          |
| Perpetual Bonds            | LT      | 144.00<br>04-12-20  | CRISIL BBB+/Stable | 02-09-20       | CRISIL BBB+/Stable | 21-11-19 | CRISIL BBB+/Stable | 12-09-18 | CRISIL BBB+/Stable | 19-09-17 |
|                            |         |                     |                    | 17-08-20       | CRISIL BBB+/Stable | 09-10-19 | CRISIL BBB+/Stable | 14-08-18 | CRISIL BBB+/Stable |          |
|                            |         |                     |                    | 11-08-20       | CRISIL BBB+/Stable | 29-03-19 | CRISIL BBB+/Stable | 08-08-18 | CRISIL BBB+/Stable |          |
|                            |         |                     |                    | 25-06-20       | CRISIL BBB+/Stable |          |                    | 27-06-18 | CRISIL BBB+/Stable |          |
|                            |         |                     |                    | 17-06-20       | CRISIL BBB+/Stable |          |                    |          |                    |          |
|                            |         |                     |                    | 20-05-20       | CRISIL BBB+/Stable |          |                    |          |                    |          |



# Ratings

**CRISIL**

An S&P Global Company

|   |           |                   |                    |          |                       |          |                    |          |                    |          |
|---|-----------|-------------------|--------------------|----------|-----------------------|----------|--------------------|----------|--------------------|----------|
|   |           |                   |                    | 06-05-20 | CRISIL<br>BBB+/Stable |          |                    |          |                    |          |
| <b>Short Term Debt<br/>(Including Commercial<br/>Paper)</b> | ST        |                   |                    |          |                       |          |                    |          |                    | 19-09-17 |
| <b>Short Term Non<br/>Convertible Debenture</b>             | ST        |                   | --                 |          | --                    | 29-03-19 | Withdrawal         | 12-09-18 | CRISIL A1          | 19-09-17 |
|   |           |                   |                    |          |                       |          |                    | 14-08-18 | CRISIL A1          |          |
|   |           |                   |                    |          |                       |          |                    | 08-08-18 | CRISIL A1          |          |
|   |           |                   |                    |          |                       |          |                    | 27-06-18 | CRISIL A1          |          |
| <b>Subordinated Debt</b>                                    | LT        | 35.59<br>04-12-20 | CRISIL<br>A/Stable | 02-09-20 | CRISIL<br>A/Stable    | 21-11-19 | CRISIL<br>A/Stable | 12-09-18 | CRISIL<br>A/Stable | 19-09-17 |
|   |           |                   |                    | 17-08-20 | CRISIL<br>A/Stable    | 09-10-19 | CRISIL<br>A/Stable | 14-08-18 | CRISIL<br>A/Stable |          |
|   |           |                   |                    | 11-08-20 | CRISIL<br>A/Stable    | 29-03-19 | CRISIL<br>A/Stable | 08-08-18 | CRISIL<br>A/Stable |          |
|   |           |                   |                    | 25-06-20 | CRISIL<br>A/Stable    |          |                    | 27-06-18 | CRISIL<br>A/Stable |          |
|   |           |                   |                    | 17-06-20 | CRISIL<br>A/Stable    |          |                    |          |                    |          |
|   |           |                   |                    | 20-05-20 | CRISIL<br>A/Stable    |          |                    |          |                    |          |
|   |           |                   |                    | 06-05-20 | CRISIL<br>A/Stable    |          |                    |          |                    |          |
| <b>Subordinated Debt<br/>Bond</b>                           | LT        |                   | --                 |          | --                    | 29-03-19 | Withdrawal         | 12-09-18 | CRISIL<br>A/Stable | 19-09-17 |
|   |           |                   |                    |          |                       |          |                    | 14-08-18 | CRISIL<br>A/Stable |          |
|   |           |                   |                    |          |                       |          |                    | 08-08-18 | CRISIL<br>A/Stable |          |
|   |           |                   |                    |          |                       |          |                    | 27-06-18 | CRISIL<br>A/Stable |          |
| <b>Fund-based Bank<br/>Facilities</b>                       | LT/S<br>T | 10181.00          | CRISIL<br>A/Stable | 02-09-20 | CRISIL<br>A/Stable    | 21-11-19 | CRISIL<br>A/Stable | 12-09-18 | CRISIL<br>A/Stable | 19-09-17 |
|   |           |                   |                    | 17-08-20 | CRISIL<br>A/Stable    | 09-10-19 | CRISIL<br>A/Stable | 14-08-18 | CRISIL<br>A/Stable |          |
|   |           |                   |                    | 11-08-20 | CRISIL<br>A/Stable    | 29-03-19 | CRISIL<br>A/Stable | 08-08-18 | CRISIL<br>A/Stable |          |
|   |           |                   |                    | 25-06-20 | CRISIL<br>A/Stable    |          |                    | 27-06-18 | CRISIL<br>A/Stable |          |
|   |           |                   |                    | 17-06-20 | CRISIL<br>A/Stable    |          |                    |          |                    |          |
|   |           |                   |                    | 20-05-20 | CRISIL<br>A/Stable    |          |                    |          |                    |          |
|   |           |                   |                    | 06-05-20 | CRISIL<br>A/Stable    |          |                    |          |                    |          |

All amounts are in Rs.Cr.

## Annexure - Details of various bank facilities

| Current facilities                        |                   |                 | Previous facilities                       |                   |
|---|-------------------|-----------------|---|-------------------|
| Facility                                  | Amount (Rs.Crore) | Rating          | Facility                                  | Amount (Rs.Crore) |
| Cash Credit & Working Capital demand loan | 7785              | CRISIL A/Stable | Cash Credit & Working Capital demand loan | 7785              |
| Proposed Long Term Bank Loan Facility     | 1                 | CRISIL A/Stable | Proposed Long Term Bank Loan Facility     | 1                 |
| Term Loan                                 | 337.5             | CRISIL A/Stable | Term Loan                                 | 337.5             |
| Working Capital Term Loan                 | 2057.5            | CRISIL A/Stable | Working Capital Term Loan                 | 2057.5            |
| Total                                     | 10181             | --              | Total                                     | 10181             |

### Links to related criteria

[CRISILs Bank Loan Ratings - process, scale and default recognition](#)

[Rating Criteria for Finance Companies](#)

[CRISILs Criteria for Consolidation](#)

[CRISILs Criteria for rating short term debt](#)

### For further information contact:

| Media Relations  | Analytical Contacts   | Customer Service   |
|--|---|--|
| <b>Saman Khan</b><br>Media Relations<br><b>CRISIL Limited</b><br>D: +91 22 3342 3895<br>B: +91 22 3342 3000<br><a href="mailto:saman.khan@crisil.com">saman.khan@crisil.com</a>          | <b>Krishnan Sitaraman</b><br>Senior Director - CRISIL Ratings<br><b>CRISIL Limited</b><br>D: +91 22 3342 8070<br><a href="mailto:krishnan.sitaraman@crisil.com">krishnan.sitaraman@crisil.com</a> | Timings: 10.00 am to 7.00 pm<br>Toll free Number: 1800 267 13  |
| <b>Naureen Ahmed</b><br>Media Relations<br><b>CRISIL Limited</b><br>D: +91 22 3342 1818<br>B: +91 22 3342 3000<br><a href="mailto:naureen.ahmed@crisil.com">naureen.ahmed@crisil.com</a> | <b>Ajit Velonie</b><br>Director - CRISIL Ratings<br><b>CRISIL Limited</b><br>D: +91 22 4097 8209<br><a href="mailto:ajit.velonie@crisil.com">ajit.velonie@crisil.com</a>                          | For a copy of Rationales / Rat<br><a href="mailto:CRISILratingdesk@crisil.com">CRISILratingdesk@crisil.com</a> |
|  | <b>Abhishek Narang</b><br>Rating Analyst - CRISIL Ratings<br><b>CRISIL Limited</b><br>B: +91 22 3342 3000<br><a href="mailto:Abhishek.Narang@crisil.com">Abhishek.Narang@crisil.com</a>           | For Analytical queries:<br><a href="mailto:ratingsinvestordesk@crisil.com">ratingsinvestordesk@crisil.com</a>  |

## Note for Media:

This rating rationale is transmitted to you for the sole purpose of dissemination through your newspaper / magazine / agency. The rating rationale may be used by you in full or in part without changing the meaning or context thereof but with due credit to CRISIL. However, CRISIL alone has the sole right of distribution (whether directly or indirectly) of its rationales for consideration or otherwise through any media including websites, portals etc.

## About CRISIL Limited

CRISIL is a leading agile and innovative, global analytics company driven by its mission of making markets function better. We are India's foremost provider of ratings, data, research, analytics and solutions. A strong track record of growth, culture of innovation and global footprint sets us apart. We have delivered independent opinions, actionable insights, and efficient solutions to over 1,00,000 customers.

We are majority owned by S&P Global Inc., a leading provider of transparent and independent ratings, benchmarks, analytics and data to the capital and commodity markets worldwide.

For more information, visit [www.crisil.com](http://www.crisil.com)

Connect with us: [TWITTER](#) | [LINKEDIN](#) | [YOUTUBE](#) | [FACEBOOK](#)

## About CRISIL Ratings

CRISIL Ratings is part of CRISIL Limited ("CRISIL"). We pioneered the concept of credit rating in India in 1987. CRISIL is registered in India as a credit rating agency with the Securities and Exchange Board of India ("SEBI"). With a tradition of independence, analytical rigour and innovation, CRISIL sets the standards in the credit rating business. We rate the entire range of debt instruments, such as, bank loans, certificates of deposit, commercial paper, non-convertible / convertible / partially convertible bonds and debentures, perpetual bonds, bank hybrid capital instruments, asset-backed and mortgage-backed securities, partial guarantees and other structured debt instruments. We have rated over 24,500 large and mid-scale corporates and financial institutions. CRISIL has also instituted several innovations in India in the rating business, including rating municipal bonds, partially guaranteed instruments and microfinance institutions. We also pioneered a globally unique rating service for Micro, Small and Medium Enterprises (MSMEs) and significantly extended the accessibility to rating services to a wider market. Over 1,10,000 MSMEs have been rated by us.

---

## CRISIL PRIVACY

CRISIL respects your privacy. We may use your contact information, such as your name, address, and email id to fulfil your request and service your account and to provide you with additional information from CRISIL. For further information on CRISIL's privacy policy please visit [www.crisil.com](http://www.crisil.com).

## DISCLAIMER

This disclaimer forms part of and applies to each credit rating report and/or credit rating rationale that we provide (each a "Report"). For the avoidance of doubt, the term "Report" includes the information, ratings and other content forming part of the Report. The Report is intended for the jurisdiction of India only. This Report does not constitute an offer of services. Without limiting the generality of the foregoing, nothing in the Report is to be construed as CRISIL providing or intending to provide any services in jurisdictions where CRISIL does not have the necessary licenses and/or registration to carry out its business activities referred to above. Access or use of this Report does not create a client relationship between CRISIL and the user.

We are not aware that any user intends to rely on the Report or of the manner in which a user intends to use the Report. In preparing our Report we have not taken into consideration the objectives or particular needs of any particular user. It is made abundantly clear that the Report is not intended to and does not constitute an investment advice. The Report is not an offer to sell or an offer to purchase or subscribe for any investment in any securities, instruments, facilities or solicitation of any kind or otherwise enter into any deal or transaction with the entity to which the Report pertains. The Report should not be the sole or primary basis for any investment decision within the meaning of any law or regulation (including the laws and regulations applicable in the US).

Ratings from CRISIL Rating are statements of opinion as of the date they are expressed and not statements of fact or recommendations to purchase, hold, or sell any securities / instruments or to make any investment decisions. Any opinions expressed here are in good faith, are subject to change without notice, and are only current as of the stated date of their issue. CRISIL assumes no obligation to update its opinions following publication in any form or format although CRISIL may disseminate its opinions and analysis. CRISIL rating contained in the Report is not a substitute for the skill, judgment and experience of the user, its management, employees, advisors and/or clients when making investment or other business decisions. The recipients of the Report should rely on their own judgment and take their own professional advice before acting on the Report in any way. CRISIL or its associates may have other commercial transactions with the company/entity.

Neither CRISIL nor its affiliates, third party providers, as well as their directors, officers, shareholders, employees or agents (collectively, "CRISIL Parties") guarantee the accuracy, completeness or adequacy of the Report, and no CRISIL Party shall have any liability for any errors, omissions, or interruptions therein, regardless of the cause, or for the results obtained from the use of any part of the Report. EACH CRISIL PARTY DISCLAIMS ANY AND ALL EXPRESS OR IMPLIED WARRANTIES, INCLUDING, BUT NOT LIMITED TO, ANY WARRANTIES OF MERCHANTABILITY, SUITABILITY OR FITNESS FOR A PARTICULAR PURPOSE OR USE. In no event shall any CRISIL Party be liable to any party for any direct, indirect, incidental, exemplary, compensatory, punitive, special or consequential damages, costs, expenses, legal fees, or losses (including, without limitation, lost income or lost profits and opportunity costs) in connection with any use of any part of the Report even if advised of the possibility of such damages.

CRISIL Ratings may receive compensation for its ratings and certain credit-related analyses, normally from issuers or underwriters of the instruments, facilities, securities

or from obligors. CRISIL's public ratings and analysis as are required to be disclosed under the regulations of the Securities and Exchange Board of India (and other applicable regulations, if any) are made available on its web sites, [www.crisil.com](http://www.crisil.com) (free of charge). Reports with more detail and additional information may be available for subscription at a fee – more details about CRISIL ratings are available here: [www.crisilratings.com](http://www.crisilratings.com).

CRISIL and its affiliates do not act as a fiduciary. While CRISIL has obtained information from sources it believes to be reliable, CRISIL does not perform an audit and undertakes no duty of due diligence or independent verification of any information it receives and / or relies in its Reports. CRISIL keeps certain activities of its business units separate from each other in order to preserve the independence and objectivity of the respective activity. As a result, certain business units of CRISIL may have information that is not available to other CRISIL business units. CRISIL has established policies and procedures to maintain the confidentiality of certain non-public information received in connection with each analytical process. CRISIL has in place a ratings code of conduct and policies for analytical firewalls and for managing conflict of interest. For details please refer to: <https://www.crisil.com/en/home/our-businesses/ratings/regulatory-disclosures/highlighted-policies.html>

CRISIL's rating criteria are generally available without charge to the public on the CRISIL public web site, [www.crisil.com](http://www.crisil.com). For latest rating information on any instrument of any company rated by CRISIL you may contact CRISIL RATING DESK at [CRISILratingdesk@crisil.com](mailto:CRISILratingdesk@crisil.com), or at (0091) 1800 267 1301.

This Report should not be reproduced or redistributed to any other person or in any form without a prior written consent of CRISIL.

All rights reserved @ CRISIL

Ref No.: 0253/2020-2021/CL3103

Date: November 23<sup>rd</sup>, 2020

**Muthoot Fincorp Limited**

Muthoot Centre,

TC No 14/2074 – 7 Punnen Road

Trivandrum,

Kerala – 695039

Dear Ma'am/Sir

**Sub: Proposed Public Offering of Secured & Unsecured Redeemable Non-Convertible Debenture ("NCDs") aggregating up to Rs 200 Crores, with a Green Shoe Option of Rs 200 Crores, Aggregating to Rs 400 Crores ("Issue") by Muthoot Fincorp Limited ("Company").**

We, SBICAP Trustee Company Limited ("**STCL**"), hereby consent to be named as the Debenture Trustee for the issue and to our name being inserted as the Debenture Trustee to the Issue in the Draft Prospectus to be filled with BSE Limited ("Stock Exchange") and to be forwarded to Securities and Exchange Board of India ("SEBI"), we further consent to being named as the Debenture Trustee for the issue in the prospectus to be filled with the Registrar of Companies, Kerala and Lakshadweep ("RoC"), the Stock Exchange and also to be forwarded to SEBI in respect of the Issue and also in all related advertisements and communications pursuant to the Issue. The following details with respect to us may be disclosed:

Name : SBICAP Trustee Company Limited  
Address : 4th floor, Mistry Bhavan,  
122, Dinshaw Vachha Road,  
Churchgate, Mumbai 400 020.  
Telephone No. : 022-43025555  
Fax No. : 022- 22040465  
E-mail : corporate@sbicaptrustee.com  
Investor Grievance e-mail: investor.cell@sbicaptrustee.com  
Website : www.sbicaptrustee.com  
Contact Person: Ms. Anupama Naidu (Company Secretary & Compliance Officer)  
Tel No. 022- 43025503  
SEBI Registration No.: IND000000536

We confirm that we are registered with SEBI and that such registration is valid as on the date of this letter. We enclose a copy of our registration certificate enclosed herein as **Annexure A** and declaration regarding our registration with SEBI as **Annexure B**.

We also confirm that we have not been prohibited by SEBI to act as an intermediary in capital market issues.

[www.sbicaptrustee.com](http://www.sbicaptrustee.com)

+91 22 4302 5566

+91 22 4302 5555

+91 22 2204 0465

helpdesk@sbicaptrustee.com

Corporate Office:

4<sup>th</sup> Floor, Mistry Bhavan

Dinshaw Vachha Road,

Churchgate, Mumbai,

Pin - 400 020.

Registered Office:

202, Maker Tower E,

Cuffe Parade, Mumbai - 400 005.

CIN : U65991MH2005PLC158386

We hereby authorize you to deliver this letter of consent to the RoC, pursuant to the provisions of Section 26 of the Companies Act, 2013 and other applicable laws or any other regulatory/statutory authorities as required by law.

We also agree to keep strictly confidential, until such time as the proposed transaction is publicly announced by the Company in the form of a press release, (i) the nature and scope of this transaction; and (ii) our knowledge of the proposed transaction of the company.

We confirm that we will immediately inform you and the Lead Manager of any change in the above information until the date when the NCDs commence trading on the Stock Exchange. In the absence of any such communication from us, the above information should be taken as updated information until the NCDs commence trading,

This letter may be relied upon by you, the Lead Manager and the legal advisors to the Issue in respect of the Issue.

Sincerely,

For SBICAP Trustee Company Ltd.

Ardhendu Mukhopadhyay  
Sr. Manager – Marketing & Operations

**CC:**

SMC Capitals Limited  
A 401/402, Lotus Corporate Park,  
Jai Coach Junction,  
Off Western Express Highway,  
Goregaon (East), Mumbai –  
400063

Khaitan & Co  
One Indiabulls Centre  
13th Floor, Tower 1,  
Senapati Bapat Marg,  
Mumbai 400 013  
Maharashtra, India



डिबेंचर न्यासी

प्ररूप ख  
FORM-B

DEBENTURE TRUSTEE

भारतीय प्रतिभूति और विनियम बोर्ड  
**SECURITIES AND EXCHANGE BOARD OF INDIA**

(डिबेंचर न्यासी) विनियम, 1993  
(DEBENTURE TRUSTEE) REGULATIONS, 1993

000 256

(विनियम 8)  
(Regulation 8)

(Regulation 8A)

रजिस्ट्रीकरण प्रमाणपत्र  
**CERTIFICATE OF REGISTRATION**

1) बोर्ड, भारतीय प्रतिभूति और विनियम बोर्ड अधिनियम, 1992 के अधीन डिबेंचर न्यासी के लिए बनाए गए नियमों और विनियमों के साथ पठित उस अधिनियम की धारा-12 की उपधारा (1) द्वारा प्रदत्त शक्तियों का प्रयोग करते हुए,

1) In exercise of the powers conferred by sub-section (1) of section 12 of the Securities and Exchange Board of India Act, 1992, read with the rules and regulations made thereunder for the debenture trustee the Board hereby grants a certificate of registration to

**SBICAP TRUSTEE COMPANY LIMITED**  
**202, MAKER TOWER, "E" WING**  
**20TH FLOOR, CUFF PARADE**  
**MUMBAI – 400005**  
**MAHARASHTRA**

को नियमों में, शर्तों के अधीन रहते हुए और विनियमों के अनुसार डिबेंचर न्यासी के रूप में रजिस्ट्रीकरण का प्रमाणपत्र इसके द्वारा प्रदान करता है।  
as a debenture trustee subject to the conditions in the rules and in accordance with the regulations.

2) डिबेंचर न्यासी के लिए रजिस्ट्रीकरण कूट

है।

2) Registration Code for the debenture trustee is **IND000000536**

3) जब तक नवीकृत न किया जाए, रजिस्ट्रीकरण का प्रमाणपत्र

से

तक विधिमान्य है।

3) Unless renewed, the certificate of registration is valid from

to

3) This Certificate of Registration shall be valid for permanent, unless suspended or cancelled by the Board

आदेश से  
भारतीय प्रतिभूति और विनियम बोर्ड  
के लिए और उसकी ओर से

By order

For and on behalf of

**Securities and Exchange Board of India**



**MEDHA SONPAROTE**

प्रमाणित प्रत्याशयकर्ता Authorised Signatory

स्थान Place : **MUMBAI**

तारीख Date : **OCTOBER 06, 2015**

### **Annexure B**

We hereby confirm that as on date the following details in relation to our registration with the Securities and Exchange Board of India as a Debenture Trustee is true and correct:

|    |   |                  |
|----|---|------------------|
| 1. | Registration Number   | IND000000536     |
| 2. | Date of registration/ Renewal of registration                                     | October 06, 2015 |
| 3. | Date of expiry of registration  | Permanent        |
| 4. | If applied for renewal, date of application                                       | NO               |
| 5. | Any communication from SEBI prohibiting the entity from acting as an intermediary | NO               |
| 6. | Any enquiry/ investigation being conducted by SEBI                                | NO               |
| 7. | Details of any penalty imposed by SEBI  | NO               |



## ANNEXURE C- DAY COUNT CONVENTION

### ILLUSTRATION FOR GUIDANCE IN RESPECT OF THE DAY COUNT CONVENTION AND EFFECT OF HOLIDAYS ON PAYMENTS

Investors should note that the below examples are solely for illustrative purposes and is not specific to the Issue.

Set forth below is an illustration for guidance in respect of the day count convention and effect of holidays on payments. For the purpose of this illustration, we have considered effect of holidays on cash flows only for Option I, Option V and Option VI. The effect of holidays on cash flows for the other Options of NCDs shall be similar.

|  |                         |
|--|-------------------------|
| <b>Company</b>                             | Muthoot Fincorp Limited |
| <b>Face Value</b>                          | ₹ 1,000                 |
| <b>Day and date of Allotment (assumed)</b> | January 29, 2021        |
| <b>Day Count Convention</b>                | Actual/Actual           |

|   |                           |
|---|---------------------------|
| <b>Option</b>   | <b>Option I (Secured)</b> |
| <b>Coupon (%) for NCD Holders in Category I, II and III</b> | 8.25%                     |
| <b>Tenure</b>   | 27 Months                 |
| <b>No. of NCDs held (assumed)</b>                           | 1                         |
| <b>Frequency of the Interest Payment</b>                    | Monthly                   |
| <b>Redemption Date/Maturity Date</b>                        | April 29, 2023            |

| Cash flow                      | Due Date of payment | No. of days for Coupon period | Amount (in ₹) |
|--------------------------------|---------------------|-------------------------------|---------------|
| Initial Payment                | ₹ 1000              |                               |               |
| 1 <sup>st</sup> coupon         | March 01, 2021      | 31                            | 7.01          |
| 2 <sup>nd</sup> coupon         | April 01, 2021      | 31                            | 7.01          |
| 3 <sup>rd</sup> coupon         | May 01, 2021        | 30                            | 6.78          |
| 4 <sup>th</sup> coupon         | June 01, 2021       | 31                            | 7.01          |
| 5 <sup>th</sup> coupon         | July 01, 2021       | 30                            | 6.78          |
| 6 <sup>th</sup> coupon         | August 01, 2021     | 31                            | 7.01          |
| 7 <sup>th</sup> coupon         | September 01, 2021  | 31                            | 7.01          |
| 8 <sup>th</sup> coupon         | October 01, 2021    | 30                            | 6.78          |
| 9 <sup>th</sup> coupon         | November 01, 2021   | 31                            | 7.01          |
| 10 <sup>th</sup> coupon        | December 01, 2021   | 30                            | 6.78          |
| 11 <sup>th</sup> coupon        | January 01, 2022    | 31                            | 7.01          |
| 12 <sup>th</sup> coupon        | February 01, 2022   | 31                            | 7.01          |
| 13 <sup>th</sup> coupon        | March 01, 2022      | 28                            | 6.33          |
| 14 <sup>th</sup> coupon        | April 01, 2022      | 31                            | 7.01          |
| 15 <sup>th</sup> coupon        | May 01, 2022        | 30                            | 6.78          |
| 16 <sup>th</sup> coupon        | June 01, 2022       | 31                            | 7.01          |
| 17 <sup>th</sup> coupon        | July 01, 2022       | 30                            | 6.78          |
| 18 <sup>th</sup> coupon        | August 01, 2022     | 31                            | 7.01          |
| 19 <sup>th</sup> coupon        | September 01, 2022  | 31                            | 7.01          |
| 20 <sup>th</sup> coupon        | October 01, 2022    | 30                            | 6.78          |
| 21 <sup>th</sup> coupon        | November 01, 2022   | 31                            | 7.01          |
| 22 <sup>th</sup> coupon        | December 01, 2022   | 30                            | 6.78          |
| 23 <sup>th</sup> coupon        | January 01, 2023    | 31                            | 7.01          |
| 24 <sup>th</sup> coupon        | February 01, 2023   | 31                            | 7.01          |
| 25 <sup>th</sup> coupon        | March 01, 2023      | 28                            | 6.33          |
| 26 <sup>th</sup> coupon        | April 01, 2023      | 31                            | 7.01          |
| 27 <sup>th</sup> coupon        | April 29, 2023      | 28                            | 6.33          |
| <b>Redemption of Principal</b> | April 29, 2023      | -                             | 1000          |
| <b>Total Cash flow</b>         |                     |                               | <b>1185</b>   |

| Options  | Option V (Unsecured) |
|--|----------------------|
| Coupon (%) for NCD Holders in Category I, II and III | 9.40%                |
| Tenure   | 72 Months            |
| No. of NCDs held (assumed)                           | 1                    |
| Frequency of the Interest Payment                    | Annual               |
| Redemption Date/Maturity Date                        | January 29, 2027     |

| Cash flow               | Due Date of payment | No. of days for Coupon period | Amount (in ₹) |
|-------------------------|---------------------|-------------------------------|---------------|
| Initial Amount          | ₹ 1000              |                               |               |
| 1 <sup>st</sup> coupon  | January 29, 2022    | 366                           | 94            |
| 2 <sup>nd</sup> coupon  | January 29, 2023    | 365                           | 94            |
| 3 <sup>rd</sup> coupon  | January 29, 2024    | 365                           | 94            |
| 4 <sup>th</sup> coupon  | January 29, 2025    | 366                           | 94            |
| 5 <sup>th</sup> coupon  | January 29, 2026    | 365                           | 94            |
| 6 <sup>th</sup> coupon  | January 29, 2027    | 365                           | 94            |
| Redemption of Principal | January 29, 2027    | -                             | 1000          |
| Total Cash flow         |                     |                               | 1564          |

| Option   | Option VI (Secured)      |
|--|--------------------------|
| Coupon (%) for NCD Holders in Category I, II and III | Not Applicable           |
| Tenure   | 27 Months                |
| Effective Yield (p.a.)                               | 8.58%                    |
| No. of NCDs held (assumed)                           | 1                        |
| Frequency of the Interest Payment                    | On Maturity (Cumulative) |
| Redemption Date/Maturity Date                        | April 29, 2023           |

| Cash flow               | Due Date of payment | No. of days for Coupon period | Amount (in ₹) |
|-------------------------|---------------------|-------------------------------|---------------|
| Principal Amount        | 1,000               |                               |               |
| Redemption of Principal | April 29, 2023      | Not Applicable                | 1203          |

#### Assumptions:

1. The Deemed Date of Allotment is assumed to be January 29, 2021. If the Deemed Date of Allotment undergoes a change, the coupon payment dates, redemption dates, redemption amount and other cash flow working shall be changed accordingly.
2. Interest payable during the Financial Year 2024, being leap year, have been calculated for 366 days.
3. In the event the interest / redemption amount is a fraction and not an integer, such amount will be rounded off to the nearest integer. By way of illustration, if the redemption amount is Rs. 1203.70, then the amount shall be rounded off to Rs. 1204. However, this rounding off to nearest integer at the time of payment of interest and/or redemption amount will be done per NCD Holder.
4. For the purpose of illustration, it is assumed that only Sundays are non-Working Days.

#### Note:

The Coupon/ Interest Payments are rounded-off to nearest rupee as per FIMMDA 'Handbook on market practices'

